



Legal Services Commission
OF SOUTH AUSTRALIA

82-98 Wakefield Street
ADELAIDE SA 5000
Postal Address: GPO Box 1718
ADELAIDE SA 5001
DX 104

ABN: 90 731 571 498

Our reference:
Contact: G Canny
Telephone: 08 84633604
Your reference:
Date: 15 December 2003



Telephone: (08) 8463 3555
Facsimile: (08) 8463 3599
Telephone Advice Line: 1300 366 424
TTY: (08) 8463 3691
www.lsc.sa.gov.au

The Secretary
Senate Legal And Constitutional Committee
Room S1.61
Parliament House
Canberra ACT 2600

Dear Ms Gell,

I refer to your letter dated 26 November 2003 and enclose answers to questions taken on notice at the Inquiry into Legal Aid and Access to Justice in Port Augusta on 11 November 2003 and to the written question on notice subsequently requested by Senator Buckland.

Please note that we have requested further information from The Office of Crime Statistics And Research to assist the inquiry, which information will be supplied as soon as it becomes available.

Yours sincerely

Hamish Gilmore
Director
Legal Services Commission of South Australia

Questions taken on notice by the Legal Services Commission of South Australia.

**CAN YOU MAKE SOME SUGGESTIONS ON HOW THE COMMONWEALTH MIGHT ADDRESS THE ISSUE OF A LACK OF LEGAL PRACTITIONERS IN RURAL AND REMOTE COMMUNITIES?
CAN YOU MAKE SOME SUGGESTIONS OF PRACTICAL INCENTIVES?**

This problem needs to be addressed from both the perspective of the private profession and the Legal Services Commission.

Private practitioners are leaving country towns as their client base has changed. The population of towns such as Whyalla have changed as industry has moved away and the numbers in the workforce have reduced. Such towns become havens for 'disadvantaged persons' who are seeking cheap housing. This has increased the need for legal aid services but not maintained the client base of private practitioners.

In recent years, wide differences have emerged in employment and income levels between country and city areas. In particular, local economies with a high concentration of agriculture and mining activity have experienced falls in population, employment and income. Carlos Carcach of the Australian Institute of Criminology¹ commented in 2001 that crime in regional Australia had increased at a faster rate compared to metropolitan areas. Economic fluctuations affecting residential stability and the socio-economic composition of local areas were found to be associated with increasing crime rates.¹

We are seeing a trend for some private practitioners who practice in country towns to refuse to accept assignments of legal aid as the fees paid are so far behind the fees that would be paid by a non legal aid client as to make it uneconomic for the firm to do legal aid work.

Supporting a legal office in the country is expensive as there are additional costs to those in a city office. Work in the country invariably involves a great deal of travelling, the need for long range telecommunication equipment and office vehicles.

Prospective employees need to be provided with incentives to live outside the large cities, thus increasing the costs of country office overheads.

There are also fewer opportunities for junior solicitors in smaller offices as the client base is limited. Attendance at further education and training seminars is difficult as they are most frequently available in the city. These events provide valuable opportunities to network, catch up with contemporaries and to update and increase professional skills.

Funding needs to be provided by the Commonwealth Government for a **Regional, Rural and Remote Subsidy.**

To entice private practitioners to the country incentives would need to be provided for

1. relocation costs to the country
2. assistance with housing costs

¹ Variation in rural crime, Carlos Carcach. Australian Institute of Criminology, Canberra ACT 2001

3. travel subsidy to allow for one return trip per year to the employees city of engagement
4. subsidised costs of attending further education seminars including necessary travel costs
5. additional allowance for travelling expenses, motor vehicle expenses, telecommunication, cultural training allowance
6. legal aid rate to be adjusted by an additional payment of say 20% of the standard professional fees
7. travelling costs incurred on a legal aid file to be paid
8. if firms participate in Regional, Rural and Remote Duty Solicitor Scheme they will be paid on a per session basis and will receive priority referrals for other legal aid work.

Dedicated additional funding needs to be allocated to enable Legal Aid Commissions to open and maintain new regional and rural offices. The Commission is constantly looking at ways of using technology to assist remote clients and is using video conferencing to assist those clients. Often however, needs go further than advice and clients need to speak face to face with a lawyer or have them represent them before a court or tribunal.

Funding needs to be provided by the Commonwealth Government for a **Regional, Rural and Remote Duty Lawyer Scheme** to provide:-

1. A duty solicitor in every court of first instance in SA, criminal, civil and family.
2. In-house lawyers and private practitioners to provide the service.
3. Legal advice and representation on pleas of guilty, pleas of not guilty in appropriate matters, adjournments and applications for bail.
4. Staff lawyers to visit prisons to assist prisoners appearing by video link.

When funding is announced for this service, the Legal Services Commission will investigate the most cost efficient method of providing such a service in co-operation with the Law Society, local practitioners, the Courts and local Community Legal Services.

COULD YOU COME BACK TO US WITH CRIME STATISTICS FOR RURAL SOUTH AUSTRALIA TO INDICATE WHETHER THERE HAS BEEN AN INCREASE AND WHERE THAT INCREASE MAY HAVE TAKEN PLACE.

A request has been submitted to The Office of Crime Statistics And Research seeking data to indicate whether there has been an increase in crime in rural South Australia and where that increase may have taken place.

As most of the relevant data is collected by the South Australian police, this data cannot be released without their approval. Attached is a copy of a letter and report from The Office of Crime Statistics And Research dated 15

December 2003. We will forward a further report once police approval has been granted.

However information collected to date by the Legal Services Commission points toward an increased demand for legal aid services outside the metropolitan area.

The Office of Crime Statistics and Research Annual Report, Crime and Justice in South Australia, publishes statistics on Offences recorded by police by Statistical Division.

Chart 1

1 January – 31 December 2001

Yorke and Lower North	4,685 offences recorded	109.7 per 1000 popn
Murray Lands	12,291	183.0
South East	8,781	145.7
Eyre	6,133	185.1
Northern	17,756	219.3

1 January – 31 December 2002

Yorke and Lower North	5,411 offences recorded	126.8 per1000 popn
Murray Lands	12,214	181.9
South East	9,218	153.0
Eyre	5,356	161.6
Northern	19,402	239.6

Chart 1 shows an increase over the two years in the Yorke and Lower North, the South East and Northern areas. A map showing these statistical divisions is also included.

The Commission has recently examined the provision of legal services to "regional" South Australia with a view to determining areas of unmet legal need.

Population projections indicate the areas of greatest potential increased need by legal aid clients are

- Mt Barker,
- Murray Bridge and
- Fleurieu Peninsula areas.

These areas do not have a legal aid office or community legal service in the near vicinity.

The information collected to date also indicates a possible unmet need in the Riverland, Murray Bridge and Port Lincoln areas. A significant perceived need is that for duty solicitor services.

The reasons for unmet need in these areas are-

- increased population
- increased court lists
- no legal aid office
- lack of private practitioners in the area who do legal aid work
- lack of resources within the local Community Legal Service (if any).

The information to date suggests some residents in these areas are proceeding unrepresented with criminal matters, which on the face of the matter types in the court list would make them eligible for legal aid (subject to means eligibility).

It is suggested that there may be a gap in service delivery in country Courts principally due to the increased workload of the Courts and the fact that very few private practitioner firms do legal aid criminal work.

South Australia is a big state with a comparatively small population. Most of our population is centered around Adelaide with many small communities spread throughout the State.

Unfortunately, due to the low rates paid for legal aid work, private law firms have withdrawn from legal aid work. The amounts paid for such work often does not even cover the costs of acting on the file and many firms will only permit their junior lawyers to take on legal aid work to gain experience in family and criminal law.

There are major gaps in legal services available to the S.A. Community. No legal representation is funded for:

- any civil disputation e.g. householder v's builder, car dealers and insurance companies.
- a criminal offence unless there is a strong prospect of a gaol sentence being imposed:-
Many first offenders may receive convictions that could have been avoided with good legal representation, with serious consequences for their entire life and career prospects.
- family law matters, unless there are children involved.

Governments policies to strengthen law and order initiatives and to increase penalties has increased the cost of providing representation for accused persons without commensurate funding increases.

Written question on notice from Senator Buckland –

THE SOUTH AUSTRALIAN PREMIER, THE HON MIKE RANN, HAS MADE IT KNOWN THAT HIS GOVERNMENT WILL BE 'TOUGH ON CRIME'. TO THIS END, MORE MONEY IS BEING SPENT ON THE STATE'S POLICING AND JUDICIAL SYSTEM.

- 1. Has this program of being 'tough on crime' had an impact on the workload of the Legal Services Commission?**
- 2. In what ways has it had an impact?**
- 3. Are there any preliminary statistics to demonstrate the impact on the Legal Services Commission?**

4. Has the cost per client representative increased as a result of the program?

More money is being spent on policing and the judicial system with the Premier announcing increases in funding for police and the DPP. Unfortunately there has been no commensurate increase in funding for the defence.

1. Has this program of being tough on crime had an impact on the workload of the LSC?

Yes, legislative changes have created new offences and increased penalties for existing offences. The impact for legal aid service delivery is potentially

- more people are remanded in custody requiring representation for bail applications
- more people become eligible for a grant of aid where the increased penalty creates a likelihood of a term of imprisonment
- magistrates Court matters are now more complex
- more matters go to trial
- increasing maximum penalties also leads to change in jurisdiction from lower to higher courts.

2. In what ways has it had an impact?

Whilst the number of grants of aid for representation in criminal law matters has not varied significantly in the last 4 years, the flow on effects of the law and order campaign may be reflected in this coming financial year as increased numbers of summonses are issued.

The number of grants of legal aid in criminal law matters are as follows-

Grants of Aid Criminal Law Matters 1999-2003	
1999-00	9 318
2000-01	9 349
2001-02	9 792
2002-03	9 421

A comparison of payments certified on assigned criminal cases to private practitioners over the last four years demonstrates payments have increased significantly. These payments reflect both a percentage increase in fee scales and the increased work undertaken on those cases.

LSC costs scale hourly rates have increased from 1st July 1999 to 30th June 2003 by the following percentages:

- Youth Court = 33%
- Magistrates Court = 33%
- District, Supreme, and higher Courts

- Solicitors = 30%
- Barristers = 25%
- Queen's Counsel = 18%
- Reading Time = 38%

3. Are there any preliminary statistics to demonstrate the impact on the Legal Services Commission?

The Commission records data on a nationally mandated computer system called LA OFFICE.

Three sets of LA OFFICE reports are attached.

The first set of reports ("A") shows payments for both the State and Commonwealth criminal matters combined.

The second set of reports ("B") shows payments on State criminal matters only.

The third set of reports ("C") shows payments on Commonwealth criminal matters only.

Each shows payments certified (i.e. claims approved for payment) on assigned criminal cases. "Assigned" criminal cases are grants of aid to private practitioners.

Each covers the four financial years from 1st July 1999 through to 30th June 2003.

Each set of reports shows payments by one jurisdiction per page as follows:

- Youth Court
- Magistrates Court
- District Court
- Supreme Court
- Appellate cases (Supreme Court, CCA and High Court).

To accurately assess the impact of the law and order campaign, details of any increase in professional fees (hourly rate increase) has been included below.

Report "A"

This report shows some significant changes as follows during the four years covered;

YOUTH COURT (hourly rate increase = 33%)

- Guilty pleas – increased by 90%, more than double the hourly rate increase; the only reason for this is more grants of aid for this work.
- Bail applications and variations – increased by 116% - many more applications have been funded.
- Committals/trials/disputed fact hearings – increased collectively by 64%
(Note – pre-trial conference fees up by 227%)
- OVERALL INCREASE = 90%

MAGISTRATES COURT (hourly rate increase = 33%)

- Bail applications and variations – up by 84%.
- Pre-trial conferences/directions hearings/special reasons applications – up by 118%.
- Committals/trials/disputed facts hearings – up by ONLY 4%.
- OVERALL INCREASE = 32%.

The main change over 4 years in these Courts are:

- many more pleas funded in the Youth Court.
- many more bail matters funded in both Courts.
- many more pre-trial hearings funding in both Courts.
- many more trials funded in the Youth Court.
- fewer trials funded in the Magistrates Court.

DISTRICT COURT (hourly rate increase = 25% to 30%)

- Guilty pleas – increased by 147%.
- Bail applications/variatioins – increased by 65%.
- Trials/disputed fact hearings – increased by 83%.
- Sentencing submissions – increased by 169%.
- Special cases – additional hours/reading time – increased by 58% (reading time hourly rate increase = 38%).
- OVERALL INCREASE = 88%.

These 4 years in the District Court show significant increases above the District Court fee scale increase, with, particularly, more trials and extra preparation and extra fees for sentencing submissions being funded – by year on year, the % increases in payments were:

2000/2001 versus 1999/2000	=	+34%
2001/2002 versus 2000/2001	=	+11%
2002/2003 versus 2001/2002	=	+27%

SUPREME COURT (hourly rate increase = 25% to 30%)

- Guilty pleas – down by 6%.
- Bail applications/variatioins/reviews – up by 61%.
- Pre-trial hearings – down by 9%.
- Trials/disputed fact hearings – up by 14%.
- Sentencing submissions – down by 8%.
- Special cases – additional hours/reading time – down by 8% (reading time hourly rate increase = 38%)
- OVERALL INCREASE = 8%

The main changes are that a number of items are down while bail associated items are up, albeit off a small base.

APPEALS (hourly rate increase = 25% to 30%)

Changes are for:

- Magistrates appeal – complex – up by 149% (but off a small base)
- Leave to appeal sentence – up by 69%
- Leave to appeal conviction – up by 61%
- OVERALL INCREASE = 53%

Reports "B" and "C"

These report highlight

- The complete lack of Commonwealth matters in the Youth Court – the increase in expenditure over 4 years is entirely on the State account.
- A decline in payments (by 18%) for Commonwealth matters in the Magistrates Court.
- A higher increase in payments for District Court matters for the Commonwealth (+126%) than the State (+86%), but only 1/12 in total spent on Commonwealth as compared to State matters.
- A decline in payments (by 97% or \$173,002), and almost no payments for the last three financial years on Commonwealth matters in the Supreme Court.
- Payments for trials in State matters in the Supreme Court up by 167%.
- Little expenditure on Commonwealth appeals.
- On the State account, the increase in payments over the four years was 56%.
- On the Commonwealth account, payments over the four years decreased by 39%.


4. Has the cost per client representative increased as a result of the program?

It would appear from the data reported in question 3 that the cost per case/client has increased.

If calling please ask for:
Nichole Hunter

Telephone:
8207 1513

Reference:



OFFICE OF
CRIME STATISTICS
AND RESEARCH

Hamish Gilmore
Director
Legal Services Commission
82-98 Wakefield Street
Adelaide SA 5000

15 December 2003

Dear Hamish,

I acknowledge receipt of your request for information to assist the Senate References Committee Inquiry into Current legal Aid and Justice Arrangements dated 9th December 2003. In your letter you asked for Police data for rural South Australia to indicate whether there has been an increase in recorded crime in regional areas and, if so, in which regions that increase may have taken place.

In response to your request, I have attached data extracted from our *Crime and Justice: Offences recorded to the police, the victims and alleged perpetrators* publication (Table 3.21a). This table details the number of offences recorded (offences against the person, serious criminal trespass and all offences) per Local Government Area (LGA) for the years 1999 to 2002. These data will assist you in identifying geographical regions where any increase in recorded offending may have occurred.

As a result of changes to the LGA boundaries in 1998, some LGAs, such as Adelaide Hills, now encompass both country and metropolitan areas. Consequently, *Crime and Justice* no longer groups the data contained in Table 3.21a into metropolitan and regional areas. Hence, to answer the first part of your question, as to whether there has been an increase in recorded crime in rural South Australia, we have extracted data on the basis of Adelaide Statistical Division versus all the other Statistical Divisions. However, as this is not published data we have to obtain approval from SAPoL before releasing this information publicly. This is in accordance with our Memorandum of Understanding with SAPoL concerning the use of that agency's data by OCSAR. We are currently liaising with SAPoL to obtain permission to release this data to you.

In the interim we hope that the attached data will be useful. We will forward the additional information as soon as it becomes available.

Yours sincerely,

for Joy Wundersitz.
Director
Office of Crime Statistics and Research

Offences recorded by LGA, 1999 to 2002

Prepared by OCSAR, 2003

The following tables have been prepared using published data from the 1999, 2000, 2001 and 2002 editions of 'Crime and Justice in South Australia, Offences Reported to Police, the Victims and Alleged Perpetrators'.

The tables that breakdown offences by Local Government Area (LGA) in the first two publications were based on 1996 boundaries, while the latter two were based on 2001 boundaries. Due to these differences, not all LGAs are directly comparable over the four year period.

Table 1A to 1C presents recorded offences data for LGAs that did not change over the four year period and hence a simple comparison can be made.

Many of the 1996 LGAs were aggregated to form larger LGAs. Table 2A to 2C presents recorded offences data for 1996 LGAs that be aggregated exactly to 2001 LGAs. The first two years of data is shown for the 1996 LGAs, while the latter two years of data is presented for the 2001 LGAs, enabling a direct comparison over the four year period.

There were some 1996 LGAs that did not aggregate exactly to 2001 LGAs due to these LGAs crossing over the 2001 LGA boundaries. These LGAs did, however, aggregate to two 2001 LGAs and the corresponding data are presented in Table 3A to 3C.

A Map of 2001 LGAs is provided in Figure 1A and Figure 1B. The shaded regions in Figure 1B highlight the 2001 LGA groupings used in Table 3A to 3C.

In each grouping of tables data are shown for offences against the person, serious criminal trespass/break and enter and all offences.

Table 1A: **Offences against the person** by LGA, 1999-2002

	1999	2000	2001	2002
Adelaide (C)	2241	2344	2388	2501
Campbelltown (C)	308	371	419	366
Ceduna (DC)	115	170	170	145
Cleve (DC)	4	6	6	11
Cooper Pedy (DC)	115	169	140	158
Elliston (DC)	0	0	5	6
Franklin Harbor (DC)	5	13	7	4
Gawler (M)	250	286	288	282
Karoonda-East Murray (DC)	6	19	5	6
Kimba (DC)	1	1	1	3
Lacepede (DC)	5	7	13	14
Le Hunte (DC)	8	3	8	3
Lower Eyre Peninsula (DC)	17	22	20	18
Mallala (DC)	55	60	58	63
Marion (C)	739	959	993	969
Mitcham (C)	281	287	360	371
Mount Barker (DC)	154	204	260	247
Mount Gambier (C)	319	395	423	442
Mount Remarkable (DC)	16	13	35	27
Murray Bridge (DC)	436	433	442	387
Port Augusta (C)	430	584	656	627
Port Lincoln (C)	253	197	259	266
Prospect (C)	199	196	229	221
Robe (DC)	11	6	20	13
Roxby Downs (DC)	22	40	49	31
Salisbury (C)	1585	1905	1954	2114
Streaky Bay (DC)	12	14	11	8
Tatiara (DC)	39	43	46	45
Tea Tree Gully (C)	788	1109	1176	1030
Tumby Bay (DC)	17	14	17	8
Unley (C)	292	295	283	348
Victor Harbor (DC)	120	116	145	127
Walkerville (M)	56	58	67	62
Whyalla (C)	550	597	559	606
Yankalilla (DC)	45	42	54	42

Table 1B: **Serious criminal trespass/break and enter¹** by LGA, 1999-2002

	1999	2000	2001	2002
Adelaide (C)	520	633	544	459
Campbelltown (C)	487	459	453	334
Ceduna (DC)	58	58	54	25
Cleve (DC)	5	5	6	9
Cooper Pedy (DC)	167	112	56	113
Elliston (DC)	2	8	1	3
Franklin Harbor (DC)	8	6	7	2
Gawler (M)	158	202	135	147
Karoonda-East Murray (DC)	17	2	17	4
Kimba (DC)	2	0	3	1
Lacepede (DC)	8	4	0	13
Le Hunte (DC)	4	2	4	0
Lower Eyre Peninsula (DC)	21	20	31	28
Mallala (DC)	58	64	80	51
Marion (C)	1139	928	674	881
Mitcham (C)	758	710	438	516
Mount Barker (DC)	121	145	254	150
Mount Gambier (C)	251	254	286	298
Mount Remarkable (DC)	6	8	17	15
Murray Bridge (DC)	195	171	152	173
Port Augusta (C)	329	420	495	293
Port Lincoln (C)	133	95	173	167
Prospect (C)	437	454	417	452
Robe (DC)	14	5	5	8
Roxby Downs (DC)	20	16	19	12
Salisbury (C)	1217	1706	1411	1395
Streaky Bay (DC)	4	6	4	6
Tatiara (DC)	14	13	40	20
Tea Tree Gully (C)	874	652	574	718
Tumby Bay (DC)	3	6	7	3
Unley (C)	745	813	633	620
Victor Harbor (DC)	108	79	141	104
Walkerville (M)	185	189	139	188
Whyalla (C)	407	272	235	213
Yankalilla (DC)	21	25	28	74

Table 1C: **All offences** by LGA, 1999-2002

	1999	2000	2001	2002
Adelaide (C)	22875	26457	24773	24462
Campbelltown (C)	4464	4384	5201	4855
Ceduna (DC)	1422	1400	1438	1224
Cleve (DC)	76	95	94	101
Coober Pedy (DC)	1043	1101	868	1548
Elliston (DC)	66	63	51	45
Franklin Harbor (DC)	120	116	131	106
Gawler (M)	2542	3115	3560	3325
Karoonda-East Murray (DC)	165	130	118	83
Kimba (DC)	72	58	67	45
Lacepede (DC)	107	136	140	164
Le Hunte (DC)	86	49	65	71
Lower Eyre Peninsula (DC)	308	401	404	334
Mallala (DC)	747	863	852	966
Marion (C)	10858	12538	12776	13291
Mitcham (C)	5756	6766	6857	6638
Mount Barker (DC)	2367	2836	3427	3751
Mount Gambier (C)	4378	4296	5001	5375
Mount Remarkable (DC)	188	207	272	273
Murray Bridge (DC)	3355	3703	4422	4476
Port Augusta (C)	4267	4981	5707	5500
Port Lincoln (C)	2741	2653	3371	2907
Prospect (C)	3106	3496	3734	3766
Robe (DC)	137	113	158	154
Roxby Downs (DC)	474	557	436	581
Salisbury (C)	16054	21686	22207	23082
Streaky Bay (DC)	127	173	172	116
Tatiara (DC)	485	810	760	620
Tea Tree Gully (C)	9977	10725	12108	11607
Tumby Bay (DC)	116	109	119	152
Unley (C)	5856	6528	6538	6144
Victor Harbor (DC)	1307	1528	1967	1937
Walkerville (M)	1271	1168	1165	1299
Whyalla (C)	5103	4590	4870	5350
Yankalilla (DC)	386	541	541	623

Table 2A: **Offences against the person** by LGA, 1999-2002

2001 LGA	1996 LGA	1999	2000	2001	2002
Barunga West (DC)				20	9
	Bute (DC)	2	7		
	Port Broughton (DC)	8	13		
	TOTAL	10	20	20	9
Berri & Barmera (DC)				199	183
	Barmera (DC)	41	75		
	Berri (DC)	86	103		
	TOTAL	127	178	199	183
Charles Sturt (C)				1430	1444
	Henley & Grange (C)	92	135		
	Hindmarsh & Woodville (M)	1008	1170		
	TOTAL	1100	1305	1430	1444
Clare & Gilbert Valleys (DC)				66	63
	Clare (DC)	13	26		
	Riverton (DC)	7	14		
	Saddleworth & Auburn (DC)	7	5		
	TOTAL	27	45	66	63
Copper Coast (DC)				115	141
	Nth Yorke Peninsula (DC)	57	85		
	Wallaroo (M)	38	33		
	TOTAL	95	118	115	141
Flinders Ranges (DC)				43	23
	Hawker (DC)	19	7		
	Kanyaka - Quorn (DC)	23	22		
	TOTAL	42	29	43	23
Goyder (DC)				26	40
	Burra Burra (DC)	14	17		
	Eudunda (DC)	13	5		
	Hallett (DC)	13	12		
	Robertstown (DC)	4	1		
	TOTAL	44	35	26	40
Grant (DC)				33	40
	Mount Gambier (DC)	13	26		

	Port MacDonnell (DC)	12	10		
	TOTAL	25	36	33	40
Holdfast Bay (C)				411	479
	Brighton (C)	87	112		
	Glenelg (C)	191	260		
	TOTAL	278	372	411	479
Kangaroo Island (DC)				23	33
	Dudley (DC)	6	3		
	Kingscote (DC)	16	17		
	TOTAL	22	20	23	33
Light (DC)				81	68
	Kapunda (DC)	29	35		
	Light (DC)	28	47		
	TOTAL	57	82	81	68
Loxton Waikerie (DC)				113	96
	Browns Well (DC)	3	5		
	Loxton (DC)	32	37		
	Waikerie (DC)	46	47		
	TOTAL	81	89	113	96
Naracoorte & Lucindale (DC)				79	78
	Lucindale (DC)	1	4		
	Naracoorte (DC)	7	9		
	Naracoorte (M)	45	57		
	TOTAL	53	70	79	78
Northern Areas (DC)				27	36
	Jamestown	5	8		
	Rocky River (DC)	24	17		
	Spalding (DC)	1	1		
	TOTAL	30	26	27	36
Norwood Payneham St Peters (C)				467	426
	Kensington & Norwood (C)	138	154		
	Payneham (C)	122	145		
	St Peters (M)	76	75		
	TOTAL	336	374	467	426

Orroroo Carrieton (DC)			0	1
	Carrieton (DC)	1	0	
	Orroroo (DC)	2	1	
	TOTAL	3	1	0
Peterborough (DC)			45	38
	Peterborough (DC)	3	6	
	Peterborough (M)	33	39	
	TOTAL	36	45	45
Playford (C)			1786	1758
	Elizabeth (C)	718	986	
	Munno Para (C)	573	708	
	TOTAL	1291	1694	1786
Port Adelaide Enfield (C)			2408	2477
	Enfield (C) - Part A	959	1138	
	Enfield (C) - Part B	413	491	
	Port Adelaide (C)	691	795	
	TOTAL	2063	2424	2408
Port Pirie City & Districts (M)			233	203
	Crystal Brook-Redhill (DC)	8	11	
	Pirie (DC)	2	7	
	Port Pirie (C)	280	249	
	TOTAL	290	267	233
Renmark Paringa (DC)			156	154
	Paringa (DC)	10	26	
	Renmark (M)	133	135	
	TOTAL	342	357	385
Southern Mallee (DC)			14	5
	Lameroo (DC)	5	7	
	Pinnaroo (DC)	6	5	
	TOTAL	11	12	14
The Coorong (DC)			90	91
	Coonalpyn Downs (DC)	1	6	
	Meningie (DC)	47	63	
	Peake (DC)	0	3	
	TOTAL	48	72	90

Wakefield (DC)				79	52
	Blyth & Snowtown (DC)	9	5		
	Wakefield Plains (DC)	48	42		
	TOTAL	57	47	79	52
Wattle Range (DC)				110	98
	Beachport (DC)	23	14		
	Millicent (DC)	80	80		
	Penola (DC)	14	12		
	TOTAL	117	106	110	98
West Torrens (C)				654	675
	Thebarton (M)	134	179		
	West Torrens (C)	381	407		
	TOTAL	515	586	654	675
Yorke Peninsula (DC)				108	92
	Central Yorke Penninsula (DC)	68	85		
	Minlaton (DC)	6	17		
	Warooka (DC)	8	6		
	Yorketown (DC)	12	17		
	TOTAL	94	125	108	92

Table 2B: **Serious criminal trespass/break and enter¹** by LGA, 1999-2002

2001 LGA	1996 LGA	1999	2000	2001	2002
Barunga West (DC)				16	16
	Bute (DC)	5	1		
	Port Broughton (DC)	15	14		
	TOTAL	20	15	16	16
Berri & Barmera (DC)				88	66
	Barmera (DC)	35	53		
	Berri (DC)	64	80		
	TOTAL	99	133	88	66
Charles Sturt (C)				2038	1876
	Henley & Grange (C)	195	285		
	Hindmarsh & Woodville (M)	1862	2289		
	TOTAL	2057	2574	2038	1876
Clare & Gilbert Valleys (DC)				21	22
	Clare (DC)	21	6		
	Riverton (DC)	4	11		
	Saddleworth & Auburn (DC)	4	6		
	TOTAL	29	23	21	22
Copper Coast (DC)				82	78
	Nth Yorke Peninsula (DC)	41	39		
	Wallaroo (M)	8	16		
	TOTAL	49	55	82	78
Flinders Ranges (DC)				3	3
	Hawker (DC)	0	3		
	Kanyaka – Quorn (DC)	10	8		
	TOTAL	10	11	3	3
Goyder (DC)				24	11
	Burra Burra (DC)	7	15		
	Eudunda (DC)	5	1		
	Hallett (DC)	3	0		
	Robertstown (DC)	2	4		
	TOTAL	17	20	24	11
Grant (DC)				18	32
	Mount Gambier (DC)	18	19		

	Port MacDonnell (DC)	2	17		
	TOTAL	20	36	18	32
Holdfast Bay (C)				392	456
	Brighton (C)	308	247		
	Gleneilg (C)	223	225		
	TOTAL	531	472	392	456
Kangaroo Island (DC)				16	14
	Dudley (DC)	5	3		
	Kingscote (DC)	8	14		
	TOTAL	13	17	16	14
Light (DC)				50	64
	Kapunda (DC)	9	13		
	Light (DC)	21	36		
	TOTAL	30	49	50	64
Loxton Waikerie (DC)				39	50
	Browns Well (DC)	0	1		
	Loxton (DC)	13	19		
	Waikerie (DC)	16	27		
	TOTAL	29	47	39	50
Naracoorte & Lucindale (DC)				35	40
	Lucindale (DC)	0	2		
	Naracoorte (DC)	1	4		
	Naracoorte (M)	13	37		
	TOTAL	14	43	35	40
Northern Areas (DC)				13	7
	Jamestown	2	5		
	Rocky River (DC)	9	10		
	Spalding (DC)	4	3		
	TOTAL	15	18	13	7
Norwood Payneham St Peters (C)				674	632
	Kensington & Norwood (C)	273	275		
	Payneham (C)	289	397		
	St Peters (M)	254	231		
	TOTAL	816	903	674	632

Orroroo Carrieton (DC)				1	1
	Carrieton (DC)	0	0		
	Orroroo (DC)	1	2		
	TOTAL	1	2	1	1
Peterborough (DC)				12	15
	Peterborough (DC)	1	1		
	Peterborough (M)	21	23		
	TOTAL	22	24	12	15
Playford (C)				1196	1110
	Elizabeth (C)	518	640		
	Munno Para (C)	569	561		
	TOTAL	1087	1201	1196	1110
Port Adelaide Enfield (C)				2159	2193
	Enfield (C) - Part A	925	1019		
	Enfield (C) - Part B	557	560		
	Port Adelaide (C)	598	670		
	TOTAL	2080	2249	2159	2193
Port Pirie City & Districts (M)				169	152
	Crystal Brook-Redhill (DC)	11	11		
	Pirie (DC)	1	6		
	Port Pirie (C)	143	98		
	TOTAL	155	115	169	152
Renmark Paringa (DC)				53	58
	Paringa (DC)	9	8		
	Renmark (M)	48	50		
	TOTAL	494	512	470	510
Southern Mallee (DC)				12	3
	Lameroo (DC)	4	4		
	Pinnaroo (DC)	1	7		
	TOTAL	5	11	12	3
The Coorong (DC)				44	26
	Coonalpyn Downs (DC)	5	4		
	Meningie (DC)	52	43		
	Peake (DC)	2	3		
	TOTAL	59	50	44	26

Wakefield (DC)				34	25
	Blyth & Snowtown (DC)	5	10		
	Wakefield Plains (DC)	28	29		
	TOTAL	33	39	34	25
Wattle Range (DC)				47	48
	Beachport (DC)	6	1		
	Millicent (DC)	40	21		
	Penola (DC)	10	12		
	TOTAL	56	34	47	48
West Torrens (C)				1034	1020
	Thebarton (M)	284	376		
	West Torrens (C)	885	1042		
	TOTAL	1169	1418	1034	1020
Yorke Peninsula (DC)				77	58
	Central Yorke Penninsula (DC)	52	42		
	Minlaton (DC)	15	17		
	Warooka (DC)	7	14		
	Yorke town (DC)	3	5		
	TOTAL	77	78	77	58

Table 2C: All offences by LGA, 1999-2002

2001 LGA	1996 LGA	1999	2000	2001	2002
Barunga West (DC)				203	223
	Bute (DC)	62	63		
	Port Broughton (DC)	150	140		
	TOTAL	212	203	203	223
Berri & Barmera (DC)				2267	2133
	Barmera (DC)	655	742		
	Berri (DC)	1115	1353		
	TOTAL	1770	2095	2267	2133
Charles Sturt (C)				2341	2226
				2	1
	Henley & Grange (C)	1831	2417		
		1517	1860		
	Hindmarsh & Woodville (M)	0	7		
	TOTAL	1700	2102	2341	2226
		1	4	2	1
Clare & Gilbert Valleys (DC)				788	795
	Clare (DC)	485	374		
	Riverton (DC)	104	150		
	Saddleworth & Auburn (DC)	134	90		
	TOTAL	723	614	788	795
Copper Coast (DC)				1400	1844
	Nth Yorke Peninsula (DC)	811	904		
	Wallaroo (M)	301	402		
	TOTAL	1112	1306	1400	1844
Flinders Ranges (DC)				247	178
	Hawker (DC)	94	54		
	Kanyaka – Quorn (DC)	198	238		
	TOTAL	292	292	247	178
Goyder (DC)				336	391
	Burra Burra (DC)	185	192		
	Eudunda (DC)	118	84		
	Hallett (DC)	57	63		
	Robertstown (DC)	36	62		
	TOTAL	396	401	336	391

Grant (DC)				514	693
	Mount Gambier (DC)	255	365		
	Port MacDonnell (DC)	156	225		
	TOTAL	411	590	514	693
Holdfast Bay (C)				6928	7411
	Brighton (C)	2444	2570		
	Glenelg (C)	3331	3919		
	TOTAL	5775	6489	6928	7411
Kangaroo Island (DC)				410	437
	Dudley (DC)	83	64		
	Kingscote (DC)	325	295		
	TOTAL	408	359	410	437
Light (DC)				1134	1256
	Kapunda (DC)	314	370		
	Light (DC)	420	516		
	TOTAL	734	886	1134	1256
Loxton Waikerie (DC)				1250	1250
	Browns Well (DC)	14	30		
	Loxton (DC)	584	621		
	Waikerie (DC)	668	725		
	TOTAL	1266	1376	1250	1250
Naracoorte & Lucindale (DC)				885	935
	Lucindale (DC)	70	60		
	Naracoorte (DC)	78	100		
	Naracoorte (M)	706	655		
	TOTAL	854	815	885	935
Northern Areas (DC)				265	308
	Jamestown	141	121		
	Rocky River (DC)	180	193		
	Spalding (DC)	31	32		
	TOTAL	352	346	265	308
Norwood Payneham St Peters (C)				8520	8251
	Kensington & Norwood (C)	3157	3019		
	Payneham (C)	2467	2716		
	St Peters (M)	1882	1760		

	TOTAL	7506	7495	8520	8251
Orroroo Carrieton (DC)				26	32
Carrieton (DC)		8	3		
Orroroo (DC)		46	43		
TOTAL		54	46	26	32
Peterborough (DC)				315	300
Peterborough (DC)		52	42		
Peterborough (M)		306	343		
TOTAL		358	385	315	300
Playford (C)				1826	1908
Elizabeth (C)		6558	8771	7	1
Munno Para (C)		5183	7006		
TOTAL		1174	1577	1826	1908
Port Adelaide Enfield (C)				2867	2944
Enfield (C) - Part A		9998	0	7	2
Enfield (C) - Part B		4869	5783		
Port Adelaide (C)		7703	8844		
TOTAL		0	7	7	2
Port Pirie City & Districts (M)				3030	2961
Crystal Brook-Redhill (DC)		160	223		
Pirie (DC)		49	73		
Port Pirie (C)		2641	2543		
TOTAL		2850	2839	3030	2961
Renmark Paringa (DC)				1660	1704
Paringa (DC)		296	343		
Renmark (M)		1423	1642		
TOTAL		4825	5481	5394	5470
Southern Mallee (DC)				172	164
Lameroo (DC)		61	50		
Pinnaroo (DC)		91	109		
TOTAL		152	159	172	164

The Coorong (DC)			976	971
	Coonalpyn Downs (DC)	88	109	
	Meningie (DC)	598	754	
	Peake (DC)	47	54	
	TOTAL	733	917	976 971
Wakefield (DC)			771	955
	Blyth & Snowtown (DC)	113	136	
	Wakefield Plains (DC)	605	545	
	TOTAL	718	681	771 955
Wattle Range (DC)			1323	1277
	Beachport (DC)	174	105	
	Millicent (DC)	875	974	
	Penola (DC)	183	217	
	TOTAL	1232	1296	1323 1277
West Torrens (C)			1158	1199
			7	8
	Thebarton (M)	2352	2997	
	West Torrens (C)	6682	7843	
			1084	1158 1199
	TOTAL	9034	0	7 8
Yorke Peninsula (DC)			1186	1200
	Central Yorke Penninsula (DC)	579	687	
	Minlaton (DC)	89	164	
	Warooka (DC)	63	104	
	Yorke town (DC)	218	226	
	TOTAL	949	1181	1186 1200

Table 3A: **Offences against the person** by LGA, 1999-2002

2001 LGA	1996 LGA	1999	2000	2001	2002
Adelaide Hills (DC)				177	170
Burnside (C)				237	216
	East Torrens (DC)	17	26		
	Gumeracha (DC)	58	35		
	Onkaparinga (DC)	42	48		
	Stirling (DC)	62	57		
	Burnside (C)	185	211		
	TOTAL	364	377	414	386
Alexandrina (DC)				123	128
Onkaparinga (C)				1973	2058
	Port Elliot & Goolwa (DC)	54	106		
	Strathalbyn (DC)	30	37		
	Willunga (DC)	111	154		
	Happy Valley (C)	154	192		
	Noarlunga (C)	1427	1741		
	TOTAL	1776	2230	2096	2186
Barossa (DC)				102	108
Mid Murray (DC)				128	118
	Angaston (DC)	46	36		
	Barossa (DC)	25	26		
	Mount Pleasant (DC)	16	6		
	Tanunda (DC)	15	21		
	Mannum (DC)	30	51		
	Morgan (DC)	25	17		
	Ridley & Truro (DC)	37	28		
	TOTAL	194	185	230	226

Table 3B: **Serious criminal trespass/break and enterⁱ** by LGA, 1999-2002

2001 LGA	1996 LGA	1999	2000	2001	2002
Adelaide Hills (DC)				180	201
Burnside (C)				521	548
	East Torrens (DC)	91	60		
	Gumeracha (DC)	47	42		
	Onkaparinga (DC)	37	32		
	Stirling (DC)	128	96		
	Burnside (C)	481	654		
	TOTAL	784	884	701	749
Alexandrina (DC)				187	164
Onkaparinga (C)				1484	1598
	Port Elliot & Goolwa (DC)	99	97		
	Strathalbyn (DC)	19	32		
	Willunga (DC)	125	139		
	Happy Valley (C)	246	210		
	Noarlunga (C)	1251	1253		
	TOTAL	1740	1731	1671	1762
Barossa (DC)				83	51
Mid Murray (DC)				68	96
	Angaston (DC)	13	16		
	Barossa (DC)	26	24		
	Mount Pleasant (DC)	31	6		
	Tanunda (DC)	11	25		
	Mannum (DC)	15	38		
	Morgan (DC)	25	18		
	Ridley & Truro (DC)	34	35		
	TOTAL	155	162	151	147

Table 3C: All offences by LGA, 1999-2002

2001 LGA	1996 LGA	1999	2000	2001	2002
Adelaide Hills (DC)				3118	2872
Burnside (C)				5817	5484
	East Torrens (DC)	466	391		
	Gumeracha (DC)	450	452		
	Onkaparinga (DC)	512	529		
	Stirling (DC)	1137	1394		
	Burnside (C)	4711	5033		
	TOTAL	7276	7799	8935	8356
Alexandrina (DC)				2280	2054
Onkaparinga (C)				26442	27094
	Port Elliot & Goolwa (DC)	1031	1204		
	Strathalbyn (DC)	481	508		
	Willunga (DC)	1552	1963		
	Happy Valley (C)	2547	2954		
	Noarlunga (C)	15446	18693		
	TOTAL	21057	25322	28722	29148
Barossa (DC)				1785	1634
Mid Murray (DC)				1410	1417
	Angaston (DC)	549	611		
	Barossa (DC)	376	382		
	Mount Pleasant (DC)	205	165		
	Tanunda (DC)	391	336		
	Mannum (DC)	497	720		
	Morgan (DC)	253	174		
	Ridley & Truro (DC)	498	486		
	TOTAL	2769	2874	3195	3051

Figure 1A: 2001 Local Government Areas across Regional South Australia

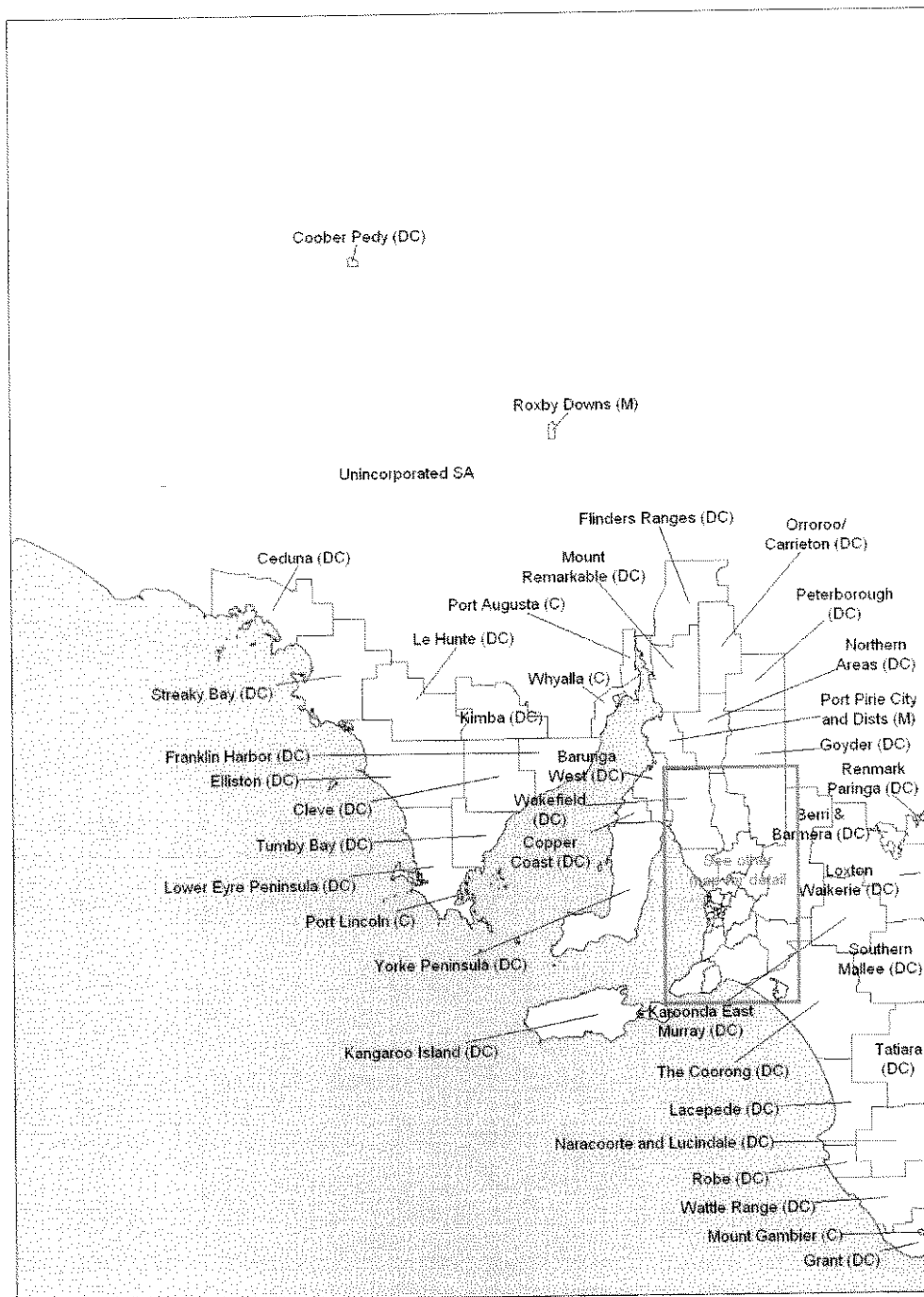
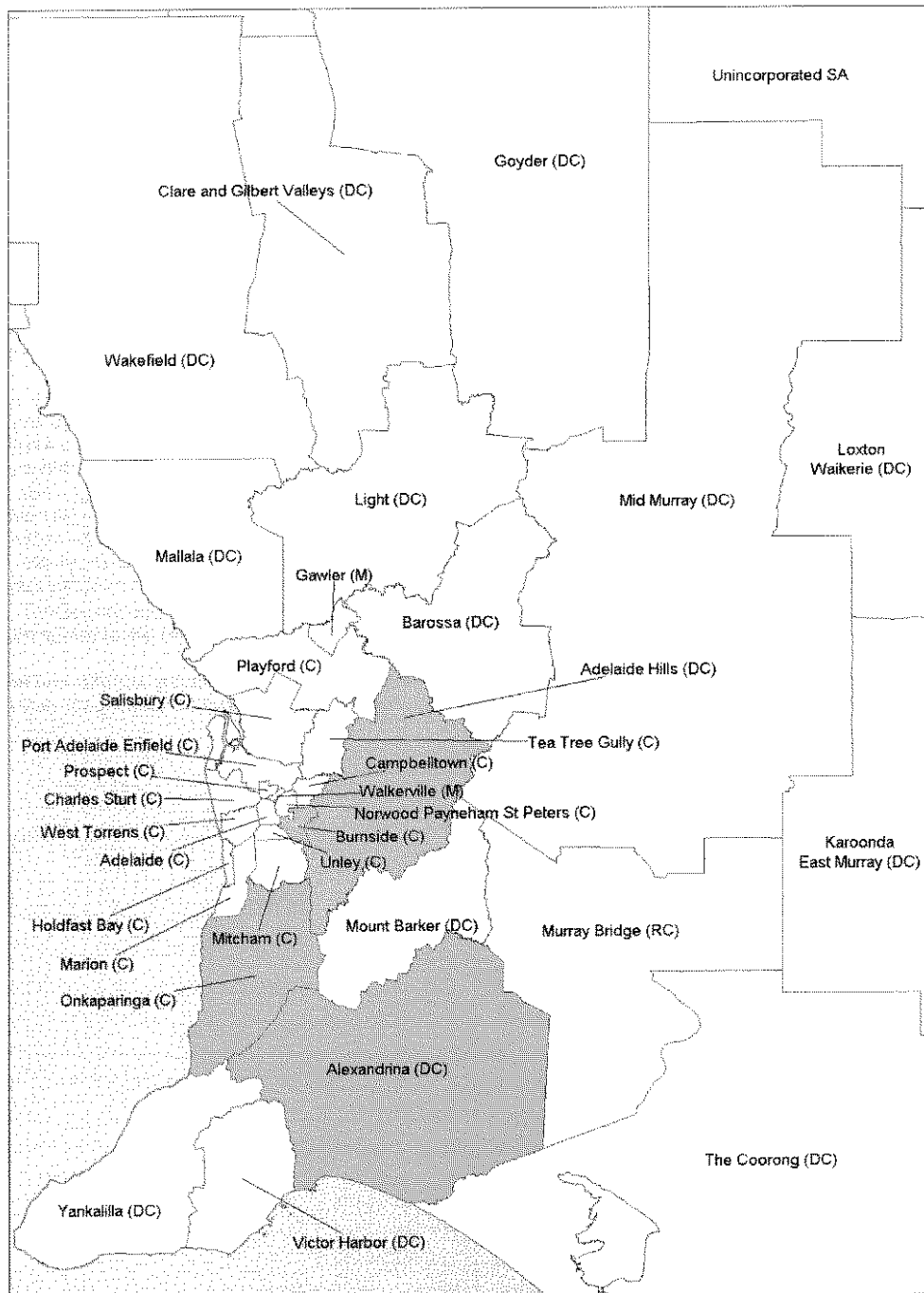
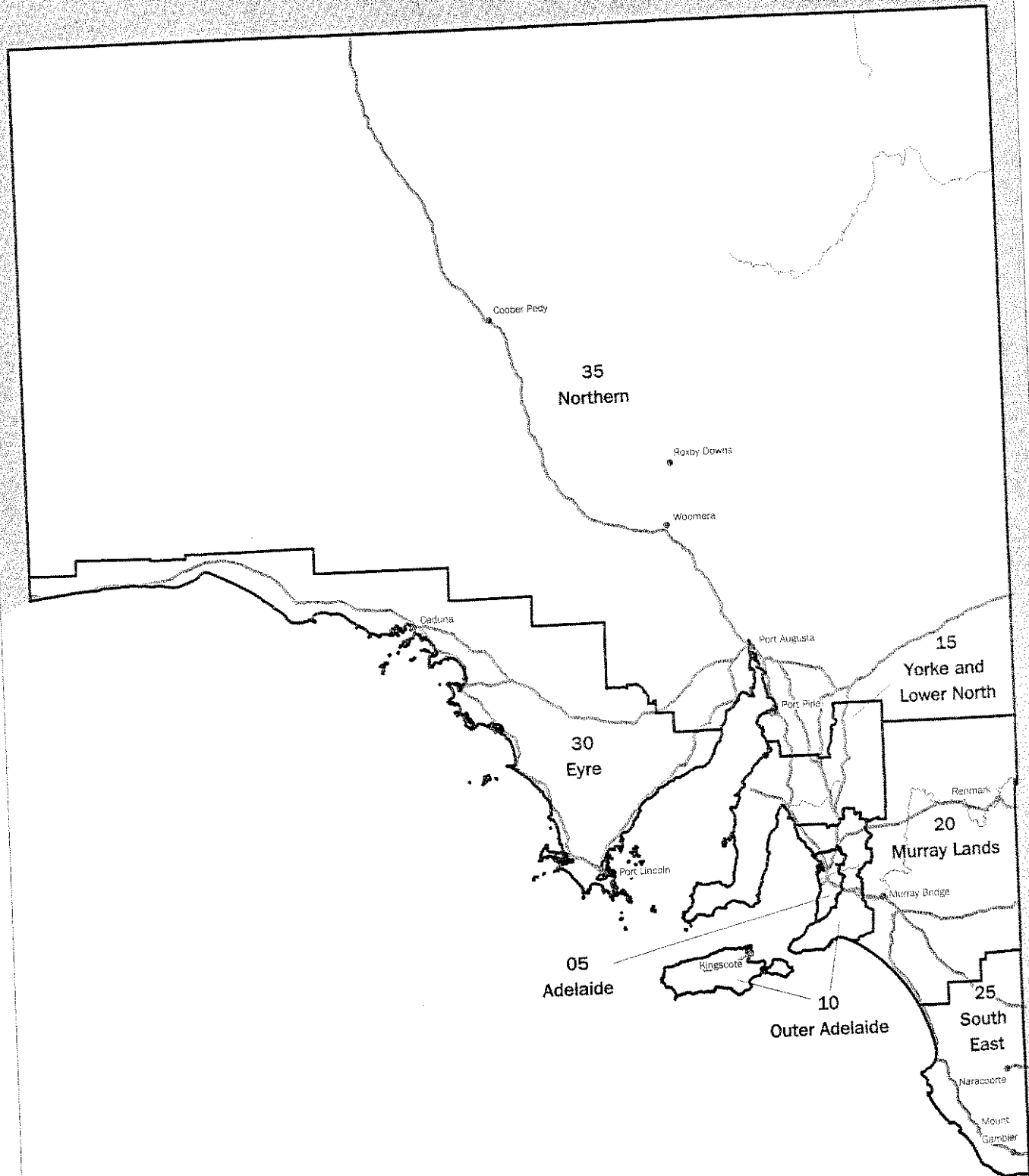





Figure 1B: 2001 Local Government Areas across Metropolitan South Australia







"A"
133

Payments Certified on Assigned Criminal Cases - by Clause Code 1/17/1999 - 30/6/2003

Code	Description	1999-00		2000-01		2001-02		2002-03		\$ Diff	Vari				
		Solicitor	Barrister	Total	Solicitor	Barrister	Total	Solicitor	Barrister			Total			
CGP	Youth Court guilty plea composite fee														
CAM	Youth Court additional matters	45500	44205	89705	47557	43279	90836	67377	61482	128859	84023	79938	163961	74256	
	YC Guilty plea clauses	2500		2500	3650		3650	5635		5635	10915		10915	8415	
	YC Bail application/matters/variation clauses	48000	44205	92205	51207	43279	94486	73012	61482	134494	94938	79938	174876	82671	
CBA	Youth Court bail application		7105	7105		11939	11939		12055	12055		15632	15632	8527	
CBV	Youth Court bail variation		648	648		810	810		634	634		1126	1126	478	
	YC Bail application/matters/variation clauses		7753	7753		12749	12749		12689	12689		16758	16758	9005	
CROL	Youth Court application for release on licence														
	YC Pre-trial conference/directions/hearing/special reasons clauses														
CSC	Youth Court pre trial conference		5328	5328		9294	9294		11674	11674		17418	17418	12090	
CC	Youth Court committal		290	865										-865	
CDM	Youth Court trial		6092	13303		765	815	8671	9710	18361	10928	10323	21251	7948	
CDH	Youth Court half day trial					1155	1235	990	1230	2220					
CRF	Youth Court additional days		6700	6700		4785	4785		15110	15110		4301	4301	-2399	
	YC Committal/trial/disputed fact hearing clauses		6382	26196		8920	24129	9661	37724	47385	10928	32042	42970	16774	
CEXH	Youth Court trial extension for half day trial		495	962		165	235				213	110	323	-639	
CEXT	Youth Court extension for trial		4572	10981		4980	6832	7725	12190	19915	8187	13070	21257	10276	
CEXC	Youth Court extension for committal		165	255										-255	
CEXS	Youth Court extension for defended solicitor proportion													615	
	YC Extensions for trial (where some commitment has at		5232	6966		5145	7067	7725	12190	19915	9015	13180	22195	9997	
CSS	Youth Court sentencing submissions		1250	1250		1700	1700		1650	1650		1348	1348	98	
CNSP	Youth Court set non-parole period														
	YC Sentencing submissions (following trial) clauses		144	144		1700	1700		1650	1650		1348	1348	98	
CHRS	Youth Court - special case additional hours solicitor													4572	31
CHRC	Youth Court - special case additional hours counsel		384	384					460	460		1016	1016	632	1
CRT	Youth Court - special case reading time solicitor		120	120		350	350				1606	1606	1606	1486	12
CRTC	Youth Court - special case reading time counsel											913	913	913	1
CCC	Youth Court special case conference - counsel														
CAJ	Youth Court special case - attend judgment														
GCAH	Youth Court special case - additional hours (GST)													289	1
	YC Special cases - additional hours/reading time/coun		264	384		7022	7022	435	460	435	289	1929	8540	7892	12
CAHR	Youth Court non special case - additional hours solicitor		2376	2376		5963	5963	5812	5812	5812	4808	4808	4808	2432	1
	YC Non special case - additional hours		2376	2376		5963	5963	5812	5812	5812	4808	4808	4808	2432	1
	TOTAL YOUTH COURT	62254	80372	142626	78607	88924	167531	97761	126195	223956	126300	145195	271495	128869	

Payments Certified on Assigned Criminal Cases - by Clause Code 4/7/1999 - 30/6/2003

	1999-00	2000-01	2001-02	2002-03	\$ Diff	
MGP	Magistrate's Court guilty plea composite fee	Solicitor 453401 Barrister 430436 Total 883837	Solicitor 455648 Barrister 388816 Total 844464	Solicitor 586406 Barrister 537181 Total 1123586	Solicitor 609804 Barrister 566278 Total 1176082	292245
MAM	Magistrate's Court additional matters	36705	39987	59189	60527	23822
MDSS	Magistrate's Court social security matters - greater than 30	1625	1080	2230	1473	-152
	MC Guilty plea clauses	491731	456715	647825	671804	315915
MBA	Magistrate's Court bail application	72895	99853	119763	136401	63506
MBV	Magistrate's Court bail variation	4000	3297	3744	4720	720
	MC Bail application and variation clauses	76895	103150	123507	141121	64226
MROL	Magistrate's Court application for release on licence					
MSC	Magistrate's Court pre trial conference	59966	76455	116964	156466	96500
MNCS	Magistrate's Court no case submissions	7380	14080	14344	25220	17840
PBEN	Parole Board	8325	4000	8887	4806	-3519
MRA	Magistrate's Court special reasons	12813	14048	13142	6607	-6206
	MC Pre trial conference/directions hearing/special reasons	8325	4000	8887	4806	104615
MC	Magistrate's Court committal	3850	1900	5105	2665	-1040
MDM	Magistrate's Court trial	75649	67438	84209	73565	4128
MDH	Magistrate's Court half day trial	9810	2685	2470	3020	-11027
MRF	Magistrate's Court additional days	65667	52930	67253	83161	17494
DFAC	Reference to 'trial' means disputed fact hearing					
	MC Committal/trial/disputed fact hearing clauses	89509	72023	91784	79250	9555
MEXH	Magistrate's Court extension for half day trial	7325	2305	2695	2655	-7825
MEXT	Magistrate's Court extension for trial	67919	63905	76695	77306	16148
MEXC	Magistrate's Court extension for committal	495	165	820		-1160
MEXS	Magistrate's Court extension for defended solicitor proportion					1262
	MC Extensions for trial (where some commitment has a	75739	66375	80200	81223	8425
MSS	Magistrate's Court sentencing submissions	7900	9460	6820	10029	2129
MSNP	Magistrate's Court set non-parole period	275	660	740	770	495
	MC Sentencing submissions (following trial) clauses	275	660	740	770	2624
MHRS	Magistrate's Court - special case additional hours solicitor	20372	5765	24408	13552	-6820
MHRC	Magistrates Court - special case additional hours counsel	5348	1786	6156	1324	-4024
MRT	Magistrates Court - special case reading time solicitor	13102	6134	8935	14233	1131
MRTC	Magistrates Court - special case reading time counsel	8169	3930	6830	3637	-4532
MCC	Magistrates Court special case conference -counsel	72	1180	164		-72
GMAH	Magistrate's Court special case - additional hours (GST)					159
	MC Special cases - additional hours/reading time confi	33474	109401	41173	4961	-14158
MAHR	Magistrates Court non special case additional hours solicitor	15012	24906	19935	20981	5969
MCSI	Magistrates Court non special case additional hours updated scale of fees	15012	12095	10974	5925	5925
	MC Non special case - additional hours	15012	37001	30909	26906	11894
	TOTAL MAGISTRATES COURT	714065	864032	1578097	2081193	503096

A

V

Code	Description	Solicitor	Barrister	Total	Solicitor	Barrister	Total	Solicitor	Barrister	Total	Solicitor	Barrister	Total	Solicitor	Barrister	Total	Solicitor	Barrister	Total	\$ Diff
DGP	District Court guilty plea composite fee		1999-00			2000-01														
DGPX	District Court guilty plea - in addition to funding already p	85475	59555	145030	117460	69943	187403	208241	138689	346930	229280	148982	378262							233232
MDEX	District Court guilty plea - in addition to funding already p	1992	1597	3589	1050	525	1575	645	150	795	165	75	240							-349
	DC Guilty plea clauses	4720	2245	6965	5810	2325	8135	6165	2400	8565	4368	1683	6051							-914
DBA	District Court bail application	92187	63397	155584	124320	72793	197113	215051	141239	356290	233813	150740	384553							228969
DBV	District Court bail variation	4160	3900	8060	6610	5790	12400	5205	4290	9495	7584	6340	13924							5864
	Bail application and variation clauses	1400	1400	1400	880	880	880	1055	1055	1055	1055	1055	1710							310
DROL	District Court application for release on licence	4160	5300	9460	6610	6670	13280	5205	5345	10550	7584	8050	15634							6174
DSC	District Court directions hearing																			
	DC Pre-trial conference/directions hearing/special reasons clauses	35011	35011	35011	47712	47712	47712	59497	59497	59497	59497	59497	79962							44951
DDM	District Court trial	46320	84640	130960	57050	108525	165575	60427	111277	171704	70584	117556	188140							57180
DDEQ	District Court - additional funding for Queen's Counsel																			
DRE	District Court additional days		305675	305675		451148	451148		429215	429215		429215	610563							304888
DQC	District Court trial - Queen's Counsel																			
DQR	District Court additional days - Queen's Counsel																			
DFAC	Reference to 'trial' means disputed fact hearing																			
	DC Committal/trial/disputed fact hearing clauses	46320	380315	436635	57050	559673	616723	60427	540492	600919	70584	728119	798703							362068
DEX	District Court extension for trial	29035	99130	128165	28805	77803	106608	39090	113974	153064	47285	141050	188335							60170
DEXQ	District Court extension for trial - Queen's Counsel																			
	DC Extensions for trial (where some committal has al	29035	99130	128165	28805	77803	106608	39090	113974	153064	47285	141050	188335							60170
DSS	District Court sentencing submissions	9260	7200	16460	11410	9025	20435	15400	10840	26240	26759	18890	44649							28189
DSNP	District Court set non-parole period	480		480	1080		1080	1740		1740			936							456
	DC Sentencing submissions (following trial) clauses	9740	7200	16940	12490	9025	21515	17140	10840	27980	26695	18890	45585							28645
DHRS	District Court - special case additional hours solicitor	40410		40410	49945		49945	36756		36756	67300		67300							26890
DHRC	District Court - special case additional hours counsel		34958	34958		39588	39588		32940	32940		32940	55930							20972
DHRQ	District Court - special case additional hours Queen's Counsel		200	200		2185	2185													-200
DRT	District Court - special case reading time solicitor	13560		13560	19818		19818	19950		19950		19950	18952							5392
DRTC	District Court - special case reading time - counsel		12870	12870		21070	21070		19860	19860		19860	17421							4551
DCS	District Court special case conference -counsel		500	500		12500	12500		5860	5860		5860	2810							2310
DCQ	District Court special case conference - Queen's Counsel																			
DAJ	District Court special case - attend judgment																			
GDAAH	District Court special case - additional hours (GST)																			
	DC Special cases - additional hours/reading time/confer	53970	48528	102498	29983	75343	29983	1755	58660	1755	86252	76161	162413							59915
DAHR	District Court non special case additional hours solicitors	14540		14540	25038		25038	8530		8530	10500		10500							-4040
DCSI	District Court non special case additional hours updated scale of fees				1910		1910	735		735	4416		4416							4416
	DC Non special case - additional hours	14540		14540	26948		26948	9265		9265	14916		14916							376
	TOTAL DISTRICT COURT	249952	648881	898833	355969	849019	1204988	404639	930047	1334686	487129	1202972	1690101							791268

Payments Certified on Assigned Criminal Cases - by Clause Code 4/7/1999 - 30/6/2003

		1999-00			2000-01			2001-02			2002-03			
		Solicitor	Barrister	Total	Solicitor	Barrister	Total	Solicitor	Barrister	Total	Solicitor	Barrister	Total	\$ Diff
SCP	Supreme Court guilty plea composite fee													
	SC Guilty plea clauses	9410	6277	15687	2430	1060	3490	6195	3930	10125	9055	5727	14782	-905
SBA	Supreme Court bail application	9410	6277	15687	2430	1060	3490	6195	3930	10125	9055	5727	14782	-905
SBA	Supreme Court bail application	3040	2700	5740	1860	1410	3270	4300	3465	7765	2264	2013	4277	-1463
SBV	Supreme Court bail variation		100	100		274	274		120	120		567	567	467
SBR	Supreme Court bail review	2560	2400	4960	2160	1650	3810	4740	4260	9000	6822	5720	12542	7582
	SC Bail application and variation clauses	5600	5200	10800	4020	3334	7354	9040	7845	16885	9086	8300	17386	6586
SSC	Supreme Court directions hearing		4160	4160		5620	5620		4090	4090		4136	4136	-24
ROL	Supreme Court application for release on licence (obsolete)	2400		2400	2972		2972	1200	1080	1080	1824		1824	-2400
SROL	Supreme Court application for release on licence													1824
	SC Pre trial conference/directions hearing/special reason	2400	4160	6560	2972	5620	8592	2280	4090	6370	1824	4136	5960	-600
SDM	Supreme Court trial	4570	10650	15220	2035	7500	9535	4680	10099	14779	3636	6465	10101	-5119
SDF	Supreme Court additional days		192929	192929		149860	149860		77900	77900		164924	164924	-28005
SDEQ	Supreme Court - additional funding for Queen's Counsel		500	500		500	500							-500
SDFQ	Supreme Court additional days - additional funding for Queen's Counsel		52615	52615		85200	85200		1870	1870		28900	28900	-23715
SQC	Supreme Court trial - Queen's Counsel										60	1600	1660	1660
SQR	Supreme Court additional days - Queen's Counsel											20750	20750	20740
JF	Supreme Court - Junior Counsel		2920	2920		8015	8015		4060	4060		7628	7628	4708
JR	Supreme Court - Junior Counsel additional days		1815	1815		46530	46530		24570	24570		70200	70200	68385
DFAC	Reference to 'trial' means disputed fact hearing													
	SC Committal/trial/disputed fact hearing clauses	4570	261429	265999	2035	297605	299640	4680	118499	123179	3696	300467	304163	38164
SEX	Supreme Court extension for trial	2200	8200	10400	1385	4740	6125	1545	4620	6165	3003	11193	14196	3786
SEXQ	Supreme Court extension for trial - Queen's Counsel				465	3100	3565				540	5100	5640	5640
	SC Extensions for trial (where some commitment has already been made)	2200	8200	10400	1850	7840	9690	1545	4620	6165	3543	16293	19836	9436
SSS	Supreme Court sentencing submissions	2080	1400	3480	3015	4380	7395	1640	1140	2880	2679	1710	4389	909
SSNP	Supreme Court set non-parole period	2650		2650	1295		1295	3900		3900				-2650
	SC Sentencing submissions (following trial) clauses	4730	1400	6130	4310	4380	8690	5740	1140	6880	2679	1710	4389	-1741
SHMS	Supreme Court - special case additional hours - solicitor	52480		52480	142061		142061	33827		33827	58274		58274	5794
SHRC	Supreme Court - special case additional hours - counsel		43524	43524		29023	29023		17740	17740		24555	24555	-18969
SHRQ	Supreme Court - special case additional hours - Queen's Counsel		18613	18613		12310	12310		15382	15382		6709	6709	-11904
SRT	Supreme Court - special case reading time - solicitor	8820		8820	8274		8274	16090		16090	13297		13297	4477
SRTC	Supreme Court - special case reading time - counsel		13653	13653		17845	17845		9108	9108		13601	13601	-52
SCS	Supreme Court - Special case conference - Counsel		500	500		1980	1980		2810	2810		10290	10290	9790
SCQ	Supreme Court - Special case conference - Queen's Counsel													
GSAM	Supreme Court special case - judgment additional hours (GST)				7575		7575							
	SC Special cases - additional hours/reading time/conference	61300	76290	137590	157910	61158	219068	49917	45040	94957	71571	55155	126726	-10854
SAHR	Supreme Court non special case additional hours solicitor	6930		6930	7635		7635	450		450	5116		5116	-1814
	SC Non special case - additional hours	6930		6930	7635		7635	450		450	5116		5116	-1814
	SCQIAL SUPREME COURT	97140	362956	460096	183162	380997	564159	79847	185164	265011	106670	391788	498358	38262

Payments Certified on Assigned Criminal Cases - by Clause Code 1/7/1999 - 30/6/2003

INFO	Appeal - more information required	1999-00		2000-01		2001-02		2002-03		\$ Diff
		Solicitor	Barrister	Total	Solicitor	Barrister	Total	Solicitor	Barrister	Total
AAS	Appeal advice solicitor									
AAC	Appeal advice counsel	2480	500	2480	2220		2220	1344		1344
AAQ	Appeal advice Queen's Counsel									
AP	Magistrate's appeal against sentence	4100	5120	9220	4125	4115	8240	4600	4820	9420
APQ	Magistrate's appeal against sentence Queen's Counsel									
SAAC	Magistrate's complex appeal	600	1500	2100	225	500	725	325	480	805
APCQ	Magistrate's complex appeal Queen's Counsel									
SAC	Magistrate's appeal conviction	1950	4650	6600	2620	4976	7596	250	850	1100
IAS	Leave to appeal sentence	4800	5600	10400	4940	5820	10760	1425	2850	4275
IASQ	Leave to appeal sentence Queen's Counsel									
LAC	Leave to appeal conviction	3680	8800	12480	3520	8292	11812	400	340	740
LACQ	Leave to appeal conviction Queen's Counsel									
LCS	Leave to appeal conviction and sentence	160	400	560	360	880	1240	800	2520	3320
LCSQ	Leave to appeal conviction and sentence Queen's Counsel									
WLA	Written leave to appeal	400		400	660		660	2140	680	680
WLAQ	Written leave to appeal Queen's Counsel									
APS	CCA appeal against sentence	9600	15000	24600	10800	15475	26275	14120	21645	35765
APSQ	CCA appeal against sentence Queen's Counsel									
ACON	CCA appeal against conviction	10560	21625	32185	5176	11640	16816	1200	2175	3375
ACQ	CCA appeal against conviction Queen's Counsel									
ABQ	CCA appeal argument Queen's Counsel	580	2625	3205	1080	4800	5880	3000	10200	13200
HSLA	High Court special leave				560	1000	1560	1200	5100	6300
HSLQ	High Court special leave - Queen's Counsel	2240	4500	6740				700	1700	2400
HAC	High Court appeal							700	1200	1900
HAQ	High Court appeal - Queen's Counsel	560	1500	2060						
HCQ	High Court special case conference - Queen's Counsel									
HCS	High Court special case conference - counsel									
HHRQ	High Court - special case additional hours - Queen's counsel									
HJF	High Court - to brief junior counsel		700	700						
HJR	High Court - for junior counsel to continue									
HRT	High Court - special case reading time - solicitor	2400		2400				800		800
	Criminal Law Appeal Clauses	44110	72520	116630	36286	57498	93784	52465	87980	140445
								56473	122332	178805
										62175

A

Payments Certification on Assigned Criminal Cases - by Clause Code - 1/7/1999 - 30/6/2003

	1999-00	2000-01	2001-02	2002-03		\$ Diff
Solicitor						
Barrister						
Total						
Solicitor						
Barrister						
Total						
Solicitor						
Barrister						
Total						
Solicitor						
Barrister						
Total						
TOTAL ALL COURTS	1167521	2028761	3196282	1440199	2197273	3637471
				1536230	2420054	3956283
				1669175	3050778	4719952
						1523670

Payments Certified on Assigned STATE Criminal Cases - by Clause Code 1/7/1999 - 30/6/2003

139 STATE

Clause Code	Description	1999-00	2000-01	2001-02	2002-03	\$ Diff	%							
CGP	Youth Court guilty plea composite fee	45375	44080	47557	67377	74506	16							
CAM	Youth Court additional matters	2500	89455	3650	5635	8415	3							
	YC Guilty plea clauses	47875	44080	51207	73012	82921	17							
CBA	Youth Court bail application		7105	11939	11939	8527	12							
CBV	Youth Court bail variation		648	810	810	478	7							
	YC Bail application and variation clauses		7753	12749	12749	9005	11							
CR0L	Youth Court application for release on licence													
	YC Pre-trial conference/directions/hearing/special reasons clauses													
CSC	Youth Court pre trial conference		5328	9294	9294	12090	22							
CC	Youth Court committal	290	575	865										
CDM	Youth Court trial	6092	7211	13303										
CDH	Youth Court half day trial			7765	8815	16580	6							
CRF	Youth Court additional days		6700	1235	2390	7948	6							
	YC Committal/trial/disposed fact hearing clauses	6382	19814	8920	24129	33049	-3							
CXH	Youth Court trial extension for half day trial	495	467	165	235	400	16774	6						
CXT	Youth Court extension for trial	4572	6409	4980	6832	11812	-639							
CXC	Youth Court extension for committal	165	90				10276	9						
CXS	Youth Court extension for defended solicitor prop													
	YC Extensions for trial (where some committal)	5232	6966	5145	7067	12212	615							
CSS	Youth Court sentencing submissions		1250		1700	1700	9997	8						
CSNP	Youth Court set non-parole period						98							
	YC Sentencing submissions (following trial) clauses		1250		1700	1700								
CHRS	Youth Court - special case additional hours solicitor	144	384				98	317						
CHRC	Youth Court - special case additional hours counsel	120	384	350	350	460	632	16						
CRTC	Youth Court - special case reading time solicitor						1486	123						
CRTC	Youth Court - special case reading time counsel						913	10						
CCC	Youth Court special case conference - counsel													
CAJ	Youth Court special case - attend judgment													
GCAH	Youth Court special case - additional hours (GST)	264	384	7022	7022	435	289	100						
	YC Special cases - additional hours/reading time	2376	648	7372	7372	2011	7892	121						
CAHR	Youth Court non special case - additional hours s	2376	2376	5963	5963	5812	2432	10						
	YC Non special case - additional hours	2376	2376	5963	5963	5812	2432	10						
	TOTAL YOUTH COURT	62129	80247	78607	88924	167531	97761	126195	223956	126300	145195	271495	129119	9

Payments Certified or Assigned STATE Criminal Cases - by Clause Code 1/17/1999 - 30/6/2003

STATE	1999-00			2000-01			2001-02			2002-03			\$ Diff
	Solicitor	Barrister	Total	Solicitor	Barrister	Total	Solicitor	Barrister	Total	Solicitor	Barrister	Total	
MGP Magistrate's Court guilty plea composite fee	442026	419061	861087	444913	379706	824619	575166	526706	1101871	600201	557896	1158097	297010
MAM Magistrate's Court additional matters	35955		35955	39842		39842	58879	0	58879	60527		60527	24572
MDS Magistrate's Court social security matters - greater	125		125										
MBA Magistrate's Court bail application	478106	419061	897167	484755	379706	864461	634045	526706	1160750	660728	557896	1218624	321457
MBA Magistrate's Court bail application		72315	72315		99398	99398		119578	119578		135455	135455	63140
MBV Magistrate's Court bail variation		4000	4000		3297	3297		3744	3744		4720	4720	720
MROJ Magistrate's Court application for release on licence		76315	76315		102695	102695		123322	123322		140175	140175	63860
MSC Magistrate's Court pre trial conference		59102	59102		75400	75400		116228	116228		155418	155418	96316
MNCS Magistrate's Court no case submissions		7380	7380		14080	14080		13884	13884		24945	24945	17565
PBEN Parole Board		8325	8325		4000	4000		8887	8887		4806	4806	-3519
MBA Magistrate's Court special reasons		12813	12813		13833	13833		13142	13142		6607	6607	-6206
MC Pre trial conference/directions hearing/sp	8325	79295	87620	4000	103313	107313	8887	145254	152141	4806	186970	191776	104156
MC Magistrate's Court committal	3650	5909	9759	1900	2540	4440	4035	5645	9680	2665	6054	8719	-1040
MDM Magistrate's Court trial	74274	69905	144179	66528	60364	126892	83714	81889	165603	73099	76834	149933	5754
MIDH Magistrate's Court half day trial	9810	8363	18173	2685	2545	5230	2470	3222	5692	3020	4126	7146	-11027
MRF Magistrate's Court additional days		63302	63302		51540	51540		63549	63549		75285	75285	11983
DFAC Reference to 'trial' means disputed fact hearing													
MEXH Magistrate's Court extension for half day trial	87934	147479	235413	71113	116989	188102	90219	154305	244524	78784	162299	241083	5670
MEXT Magistrate's Court extension for trial	7160	6106	13266	2305	2445	4750	2695	3183	5878	2655	3186	5841	-7425
MEXC Magistrate's Court extension for committal	66487	93475	159962	63000	84209	147208	76090	101103	177193	76683	101900	178582	18620
MEXS Magistrate's Court extension for defended solicitor	495	665	1160	165		165							
MC Extensions for trial (where some committal	74142	100246	174388	65470	86654	152123	79605	104286	183891	80600	105086	185685	11297
MSS Magistrate's Court sentencing submissions		7900	7900		8960	8960		6820	6820		9685	9685	1785
MSNP Magistrate's Court set non-parole period		275	275		660	660		740	740		770	770	495
MHRS Magistrate's Court - special case additional hours	275	7900	8175	660	8960	9620	740	6820	7560	770	9685	10455	2280
MHRC Magistrate's Court - special case additional hours	19508		19508	5765		5765	23978		23978	13552		13552	-5956
MRT Magistrate's Court - special case reading time solicitor	4052		4052		1786	1786		5910	5910		1324	1324	-2728
MRT Magistrate's Court - special case reading time solicitor	12012		12012	5604		5604	8795		8795	13818		13818	1806
MRIC Magistrate's Court - special case conference -counsel	6480		6480		930	930		5710	5710		3637	3637	-2843
MCC Magistrate's Court special case conference -counsel					1180	1180		164	164				
MAJ Magistrate's Court special case - attend Judgment													
GMAH Magistrate's Court special case - additional hours				97252		97252	7390		7390	159		159	159
MAHR Magistrate's Court non special case additional hours	31520	10532	42052	108621	3896	112517	40163	11784	51947	27529	4961	32490	-9562
MCSI Magistrate's Court non special case additional hours	14436		14436	23396		23396	19393		19393	20021		20021	5585
MC Non special case - additional hours	14436		14436	11870		11870	10874		10874	5925		5925	5925
TOTAL MAGISTRATES COURT	694738	840828	1535566	769885	802213	1572097	883926	1070477	1954402	879163	1167072	2046234	510868

Payments Certified on Assigned STATE Criminal Cases - by Clause Code 1/7/1999 - 30/6/2003

STATE	Solicitor	Barrister	Total	Solicitor	Barrister	Total	Solicitor	Barrister	Total	Solicitor	Barrister	Total	Solicitor	Barrister	Total	\$ Diff
DGP District Court guilty plea composite fee	84955	59155	144110	117200	69653	186853	207286	137989	345275	227014	147462	374476				230366
DGPX District Court guilty plea - in addition to funding	1992	1597	3589	1050	525	1575	645	150	795	165	75	240				-3349
MDEX District Court guilty plea - in addition to funding	4720	2245	6965	5810	2325	8135	6000	2325	8325	4197	1683	5880				-1085
DC Guilty plea clauses	91667	62997	154664	124060	72503	196563	213931	140464	354395	231376	149220	380596				225932
DBA District Court bail application	4160	3900	8060	6610	5790	12400	5005	4125	9130	7584	6340	13924				5864
DBV District Court bail variation		1400	1400		880	880		935	935		1710	1710				310
Ball application and variation clauses	4160	5300	9460	6610	6670	13280	5005	5060	10065	7584	8050	15634				6174
DRDL District Court application for release on licence																
DSC District Court directions hearing		33411	33411		46332	46332		58767	58767		77198	77198				43787
DPE District Court directions hearing/special reasons		33411	33411		46332	46332		58767	58767		77198	77198				43787
DDM District Court trial	44140	80640	124780	55070	103325	158395	59227	108877	168104	66936	113639	180575				55795
DDEQ District Court - additional funding for Queen's Counsel																
DRF District Court additional days		293875	293875		394993	394993		420575	420575		554158	554158				260283
DQC District Court trial - Queen's Counsel																
DQR District Court additional days - Queen's Counsel																
DFAC Reference to 'trial' means disputed fact hearing																
DC Committal/trial/disputed fact hearing clause	44140	374515	418655	56070	498318	553388	59227	529452	588679	66936	667797	734733				316078
DEX District Court extension for trial	28815	98330	127145	28585	77003	105588	39090	113974	153064	46194	139130	185324				58179
DEXQ District Court extension for trial - Queen's Counsel																
DC Extensions for trial (where some committing)	28815	98330	127145	28585	77003	105588	39090	113974	153064	46194	139130	185324				58179
DSS District Court sentencing submissions	8740	6800	15540	11410	9025	20435	15400	10840	26240	25099	18410	43509				27969
DSNP District Court set non-parole period	480		480	1080		1080	1200		1200	936		936				456
DC Sentencing submissions (following trial) clause	9220	6800	16020	12490	9025	21515	16600	10840	27440	26035	18410	44445				28425
DHRS District Court - special case additional hours solicitor	27965		27965	39125	20453	39125	31436	32940	31436	42672	38730	42672				14707
DHRC District Court - special case additional hours counsel		21810	21810		20453	20453		32940	32940		38730	38730				16920
DHRQ District Court - special case additional hours Queen's Counsel		200	200		160	160										-200
DRT District Court - special case reading time solicitor	10200		10200	7788		7788			11350		13512	13512				3312
DRTC District Court - special case reading time - counsel		8760	8760		11720	11720		17860	17860		13960	13960				5200
DCS District Court special case conference - counsel		500	500		7940	7940		5200	5200		2810	2810				2310
DCQ District Court special case conference - Queen's Counsel																
DAJ District Court special case - attend judgment																
GDAH District Court special case - additional hours (GST)																
DC Special cases - additional hours/reading time	38165	31270	69435	76116	40273	116389	43701	56000	99701	56184	55600	111684				42249
DAIR District Court non special case additional hours solicitor	14140		14140	23733		23733	8530		8530	9772		9772				-4368
DCSI District Court non special case additional hours barrister				1670		1670	735		735	4393		4393				4393
DC Non special case - additional hours	14140		14140	25403		25403	9265		9265	14165		14165				25
TOTAL DISTRICT COURT	230307	612573	842830	328334	750124	1078458	386819	914557	1301376	448474	1115305	1563779				720849

Payments Certified or Assigned STATE Criminal Cases - by Clause Code 1/17/1999 - 30/6/2003

STATE	Solicitor	Barrister	Total	1999-00			2000-01			2001-02			2002-03			\$ Diff
				Solicitor	Barrister	Total	Solicitor	Barrister	Total	Solicitor	Barrister	Total	Solicitor	Barrister	Total	
SGP Supreme Court guilty plea composite fee	9150	6177	15327	2430	1060	3490	6195	3930	10125	9055	5727	14782	-545			
SG Guilty plea clauses	9150	6177	15327	2430	1060	3490	6195	3930	10125	9055	5727	14782	-545			
SBA Supreme Court bail application	3040	2700	5740	1860	1410	3270	4100	3300	7400	2056	1826	3882	-1858			
SBV Supreme Court bail variation	100	100	100	274	274	274	120	120	120	567	567	567	467			
SBR Supreme Court bail review	2560	2400	4960	2160	1650	3810	4740	4260	9000	6822	5720	12542	7582			
SC Bail application and variation clauses	5600	5200	10800	4020	3334	7354	8840	7680	16520	8878	8113	16991	6191			
SSC Supreme Court directions hearing	3680	3680	3680	5620	5620	5620	4090	4090	4090	4136	4136	4136	456			
ROL Supreme Court application for release on licence	2400	2400	2400	2972	2972	2972	1080	1080	1080	1824	1824	1824	1824			
SROL Supreme Court application for release on licence	2400	2400	2400	2972	2972	2972	1200	1200	1200	1824	1824	1824	1824			
SDM SC Pre trial conference/directions hearing/spec	2400	3680	6080	2972	5620	8592	2280	4090	6370	1824	4136	5960	-120			
SDM Supreme Court trial	3610	8200	11810	2035	7500	9535	4680	10099	14779	3636	6465	10101	-1709			
SDFQ Supreme Court additional days	85869	85869	85869	149200	149200	149200	77900	77900	77900	164924	164924	164924	79055			
SDFQ Supreme Court - additional funding for Queen's Counsel	500	500	500	500	500	500	1870	1870	1870	28900	28900	28900	19410			
SDFQ Supreme Court - additional funding for Queen's Counsel	500	500	500	500	500	500	1870	1870	1870	1600	1600	1600	1660			
SDFQ Supreme Court additional days - additional funding for Queen's Counsel	9490	9490	9490	85200	85200	85200	1870	1870	1870	60	20750	20750	20750			
SQR Supreme Court trial - Queen's Counsel	2220	2220	2220	8015	8015	8015	3290	3290	3290	6754	6754	6754	4534			
SQR Supreme Court additional days - Queen's Counsel	1815	1815	1815	46530	46530	46530	24570	24570	24570	65286	65286	65286	63471			
JR Supreme Court - Junior Counsel	1815	1815	1815	46530	46530	46530	24570	24570	24570	65286	65286	65286	63471			
DFAC Reference to 'trial' means disputed fact hearing	3610	108094	111704	2035	296945	298980	4680	117729	122409	3696	294679	298375	186671			
SEX SC Committal/trial/disputed fact hearing clause	1760	6800	8360	1385	4740	6125	1545	4620	6165	3003	11193	14196	5836			
SEX Supreme Court extension for trial	1760	6800	8360	465	3100	3565	1545	4620	6165	540	5100	5640	5640			
SEXQ Supreme Court extension for trial - Queen's Counsel	1760	6600	8360	1850	7840	9690	1545	4620	6165	3543	16293	19836	11476			
SEXQ SC Extensions for trial (where some committment)	1820	1200	3020	2915	4180	7095	1840	1140	2980	2679	1710	4389	1369			
SSS Supreme Court sentencing submissions	2650	2650	2650	1295	1295	1295	3900	3900	3900	2679	1710	4389	1369			
SSNP Supreme Court set non-parole period	4470	1200	5670	4210	4180	8390	5740	1140	6880	2679	1710	4389	-1281			
SHRS SC Sentencing submissions (following trial) clause	50240	30154	50240	141701	141701	141701	33827	33827	33827	58274	58274	58274	8034			
SHRS Supreme Court - special case additional hours - sentencing	30154	30154	30154	28923	28923	28923	16340	16340	16340	24555	24555	24555	-5599			
SHRC Supreme Court - special case additional hours - counsel	18613	18613	18613	12310	12310	12310	15382	15382	15382	6709	6709	6709	-11904			
SHRQ Supreme Court - special case additional hours - Queen's Counsel	8820	8820	8820	8274	8274	8274	16090	16090	16090	13297	13297	13297	4477			
SRT Supreme Court - special case reading time - solicitor	7713	7713	7713	17145	17145	17145	9108	9108	9108	13601	13601	13601	5888			
SRTC Supreme Court - special case reading time - counsel	500	500	500	1980	1980	1980	2810	2810	2810	10290	10290	10290	9790			
SCS Supreme Court - Special case conference - Counsel	500	500	500	1980	1980	1980	2810	2810	2810	10290	10290	10290	9790			
SCQ Supreme Court - Special case conference - Queen's Counsel	500	500	500	1980	1980	1980	2810	2810	2810	10290	10290	10290	9790			
GSAH Supreme Court special case - judgment additional	59060	56980	116040	157550	60358	217908	49917	43640	93557	71571	55155	126726	10686			
SAHR SC Special cases - additional hours/reading time	6930	6930	6930	7635	7635	7635	450	450	450	5116	5116	5116	-1814			
SAHR Supreme Court non special case additional hours	6930	6930	6930	7635	7635	7635	450	450	450	5116	5116	5116	-1814			
SAHR SC Non special case - additional hours	6930	6930	6930	7635	7635	7635	450	450	450	5116	5116	5116	-1814			
TOTAL SUPREME COURT	92980	187931	280911	182702	379337	562039	79647	182829	262476	106362	385813	492175	211264			

B

Payments Certified for Assigned STATE Criminal Cases - by Clause of 1/7/1999 - 30/6/2003

STATE

	1999-00	2000-01	2001-02	2002-03	
Solicitor					
Barrister					
Total					
Solicitor					
Barrister					
Total					
Solicitor					
Barrister					
Total					
\$ Diff					

TOTAL ALL COURTS	1123264	1792699	2915963	1393634	2075116	3468749	1498228	2374628	3872855	1615822	2933817	4549638	1633675
------------------	---------	---------	---------	---------	---------	---------	---------	---------	---------	---------	---------	---------	---------

Payments Certified on Assigned COMMONWEALTH Criminal Cases - by Case Code 1/17/1999 - 30/6/2003

COMMONWEALTH

	1999-00			2000-01			2001-02			2002-03			\$ Diff	Vari
	Solicitor	Barrister	Total	Solicitor	Barrister	Total	Solicitor	Barrister	Total	Solicitor	Barrister	Total		
MCP	Magistrate's Court guilty plea composite fee	11375	11375	10735	9110	19845	11240	10475	21715	9603	8382	17985	-4765	
MAM	Magistrate's Court additional matters	750	750	145	145	310	2230	310	1473				-750	
MIDS	Magistrate's Court social security matters - greater than 13625	1500	1500	1080	1080	2230	13780	10475	24265	11076	8382	19458	-5542	
MBA	Magistrate's Court bail application		580		455	455		185	185		946	946	366	
MBV	Magistrate's Court bail variation													
MRO	Magistrate's Court bail application and variation clauses		580		455	455		185	185		946	946	366	
MROL	Magistrate's Court application for release on licence													
MSC	Magistrate's Court pre trial conference		864		1055	1055		736	736		1048	1048	184	
MNCS	Magistrate's Court no case submissions							460	460		275	275	275	
PBEN	Parole Board													
MRA	Magistrate's Court special reasons				215	215								
MC	Magistrate's Court pre trial conference/directions hearing/special reasons clauses		864		1270	1270	1070	1470	2540		1323	1323	459	
MCM	Magistrate's Court committal													
MDM	Magistrate's Court trial	1575	1923	3498	910	1805	2715	495	655	1150	466	1406	1872	-1626
MIDH	Magistrate's Court half day trial													
MRF	Magistrate's Court additional days		2365		1390	1390		3704	3704		7876	7876	5511	
DFAC	Reference to 'trial' means disputed fact hearing													
MEXH	Magistrate's Court extension for half day trial	1575	4288	5863	910	3195	4105	1565	5829	7394	466	9282	9748	3885
MEXT	Magistrate's Court extension for trial	165	235	400	905	1092	1997	595	1140	1735	623	1142	1765	-2472
MEXC	Magistrate's Court extension for committal													
MEXS	Magistrate's Court extension for defended solicitor proportion													
MSS	Magistrate's Court sentencing submissions	1597	3040	4637	905	1092	1997	595	1140	1735	623	1142	1765	-2872
MSSNP	Magistrate's Court set non-parole period													
MHS	Magistrate's Court special case additional hours counsel													
MHRS	Magistrate's Court special case additional hours solicitor	864		864	500	500	430	246	430	344	344	344	344	-864
MHRC	Magistrate's Court special case additional hours counsel		1296	1296										-1296
MRT	Magistrates Court - special case reading time solicitor	1090		1090	530	530	140	140	140	415	415	415	415	-675
MRTC	Magistrates Court - special case reading time counsel		1689	1689		3000		1120	1120					-1689
MCC	Magistrates Court special case conference -counsel		72	72										-72
MAJ	Magistrate's Court special case - attend judgment													
GMAM	Magistrate's Court special case - additional hours (GS)				250	250	440	440	440					
MAHR	Magistrates Court non special case additional hours solicitor	576		576	780	3000	3780	1010	1366	2376	415	415	415	-4596
MCS	Magistrates Court non special case additional hours counsel				1510	1510	542	542	542	960	960	960	960	384
MCS1	Magistrates Court non special case additional hours up	576		576	225	225	100	100	100	960	960	960	960	384
TOTAL	MAGISTRATES COURT	19327	23204	42531	16290	18622	34912	17592	20191	37783	13540	21419	34959	-7572

Payments Certified on Assigned COMMONWEALTH Criminal Cases - by Clause Code 1/1/1999 - 30/6/2003

147

COMMONWEALTH

	Solicitor	Barrister	Total	Solicitor	Barrister	Total	Solicitor	Barrister	Total	Solicitor	Barrister	Total	Solicitor	Barrister	Total	\$ Diff	% Variance
	1999-00	2000-01	2001-02	2002-03	1999-00	2000-01	2001-02	2002-03	1999-00	2000-01	2001-02	2002-03	1999-00	2000-01	2001-02	2002-03	
DGP District Court guilty plea composite fee	520	400	920	260	290	550	955	700	1655	2266	1520	3786	2866	312	100	2866	312
DGPX District Court guilty plea - in addition to funding already provided							165	75	240	171		171	171			171	100
MDEX District Court guilty plea - in addition to funding already provided	520	400	920	260	290	550	1120	775	1895	2437	1520	3957	3037	330	100	3037	330
DBA District Court bail application							200	165	365								
DBV District Court bail variation								120	120								
DROL District Court application for release on licence							200	285	485								
DSC District Court directions hearing								730	730								
DDM District Court trial	2180	4000	6180	1980	5200	7180	1200	2400	3600	3648	3917	7565	1385	22	100	1385	22
DDEQ District Court - additional funding for Queen's Counsel								8640	8640								
DRF District Court additional days								8640	8640								
DQC District Court trial - Queen's Counsel																	
DQR District Court additional days - Queen's Counsel																	
DFAC Reference to 'trial' means disputed fact hearing																	
DEX District Court extension for trial - Queen's Counsel	2180	15800	17980	1980	61355	63335	1200	11040	12240	3648	60322	63970	4590	256	100	4590	256
DEXQ District Court extension for trial (where some commitment has been made)	220	800	1020	220	800	1020				1091	1920	3011	1991	199	100	1991	199
DSS District Court sentencing submissions	520	400	920				540		540				220	24	100	220	24
DSNP District Court set non-parole period																	
DHRS District Court - special case additional hours solicitor	12445	13148	12445	10820	19135	10820	5320	5320	24628	17200	17200	24628	4052	31	100	4052	31
DHRC District Court - special case additional hours counsel																	
DHRQ District Court - special case additional hours Queen's Counsel	3360	4110	3360	12030	9350	12030	8600	5440	5440	3461	3461	5440	2080	62	100	2080	62
DRTC District Court - special case reading time - counsel																	
DCS District Court special case conference -counsel																	
DCQ District Court special case conference - Queen's Counsel																	
DAJ District Court special case - attend judgment																	
GDAB District Court special case - additional hours (GST)							840		840								
DAHR District Court non special case additional hours solicitor	400		400	1305		1305			728			728	328	82	100	328	82
DCSI District Court non special case additional hours update	400		400	1545		1545			751			751	351	88	100	351	88
TOTAL DISTRICT COURT	19645	36258	55903	27635	98895	128530	17820	15490	33310	38655	87667	126322	70419	126	100	70419	126

Payments Certified on Assigned COMMONWEALTH Criminal Cases - by Case Code 1/7/1999 - 30/6/2003

COMMONWEALTH		1999-00		2000-01		2001-02		2002-03		%				
Case Code	Description	Solicitor	Barrister	Total	Solicitor	Barrister	Total	Solicitor	Barrister	Total	\$ Diff			
SGP	Supreme Court guilty plea composite fee													
SGP	SC Guilty plea clauses	260	100	360							-360			
SBA	Supreme Court bail application													
SBV	Supreme Court bail variation													
SBR	Supreme Court bail review													
SBR	SC Bail application and variation clauses				200	165	365	208	187	395	395			
SSC	Supreme Court directions hearing		480	480							-480			
ROL	Supreme Court application for release on licence (obsolete duplicate clause)													
SROL	Supreme Court application for release on licence													
SROL	SC Pre-trial conference/directions hearing/special reasons clause		480	480							-480			
SDM	Supreme Court trial	960	2450	3410							-3410			
SDF	Supreme Court additional days		107060	107060		660	660				-107060			
SDEQ	Supreme Court - additional funding for Queen's Counsel													
SDFQ	Supreme Court additional days - Queen's Counsel		43125	43125							-43125			
SQC	Supreme Court trial - Queen's Counsel													
SQR	Supreme Court additional days - Queen's Counsel													
JF	Supreme Court - Junior Counsel		700	700							174			
JR	Supreme Court - Junior Counsel additional days										4914			
DFAC	Reference to 'trial' means disputed fact hearing													
DFAC	SC Committed/trial/disputed fact hearing clauses	960	153335	154295		660	660	770	770	5788	-148507			
SEX	Supreme Court extension for trial	440	1600	2040							-2040			
SEXQ	Supreme Court extension for trial - Queen's Counsel													
SEXQ	SC Extensions for trial (where some commitment has been made)	440	1600	2040							-2040			
SSS	Supreme Court sentencing submissions	260	200	460							-460			
SSNP	Supreme Court set non-parole period													
SSNP	SC Sentencing submissions (following trial) clauses	260	200	460	100	200	300				-460			
SHRS	Supreme Court - special case additional hours - solicitor	2240		2240	360		360				-2240			
SHRC	Supreme Court - special case additional hours - counsel		13370	13370		100	100	1400	1400		-13370			
SHRQ	Supreme Court - special case additional hours - Queen's Counsel													
SRT	Supreme Court - special case reading time - solicitor													
SRTC	Supreme Court - special case reading time - counsel		5940	5940		700	700				-5940			
SCS	Supreme Court - Special case conference - Counsel													
SCQ	Supreme Court - Special case conference - Queen's Counsel													
GSAH	Supreme Court special case - judgment additional hours (GST)	2240		2240	360	800	1160	1400	1400		-21550			
GSAH	SC Special cases - additional hours/reading time/cost													
SAHR	Supreme Court non special case additional hours solicitor													
SAHR	SC Non special case - additional hours													
TOTAL	TOTAL SUPREME COURT	4160	175025	179185	460	1660	2120	200	2335	2535	208	5975	6183	-173002

Payments Certified on Assigned COMMONWEALTH Criminal Cases - by Clause Code 1/7/1999 - 30/6/2003

COMMONWEALTH

	1999-00			2000-01			2001-02			2002-03			
	Solicitor	Barrister	Total	Solicitor	Barrister	Total	Solicitor	Barrister	Total	Solicitor	Barrister	Total	\$ Diff
INFO	Appeal - more information required												
AAS	Appeal advice solicitor												
AAC	Appeal advice counsel												
AAQ	Appeal advice Queen's Counsel												
AP	Magistrate's appeal against sentence												
APQ	Magistrate's appeal against sentence Queen's Counsel												
SAAC	Magistrate's complex appeal												
APCQ	Magistrate's complex appeal Queen's Counsel												
SAC	Magistrate's appeal conviction												
LAS	Leave to appeal sentence												
LASQ	Leave to appeal sentence Queen's Counsel												
LAC	Leave to appeal conviction												
LACQ	Leave to appeal conviction Queen's Counsel												
LCS	Leave to appeal conviction and sentence												
LCSQ	Leave to appeal conviction and sentence Queen's Counsel												
WLA	Written leave to appeal												
WLAQ	Written leave to appeal Queen's Counsel												
APS	CCA appeal against sentence												
APSQ	CCA appeal against sentence Queen's Counsel												
ACON	CCA appeal against conviction												
ACQ	CCA appeal against conviction Queen's Counsel												
ABQ	CCA appeal argument Queen's Counsel												
HSIA	High Court special leave												
HSIAQ	High Court special leave - Queen's Counsel												
HSLQ	High Court special leave - Queen's Counsel												
HAC	High Court appeal												
HAQ	High Court appeal - Queen's Counsel												
HCC	High Court special case conference - Queen's Counsel												
HCCQ	High Court special case conference - Queen's Counsel												
HCS	High Court special case additional hours - Queen's Counsel												
HHKQ	High Court - special case additional hours - Queen's Counsel												
HJR	High Court - to brief junior counsel												
HJR	High Court - for junior counsel to continue												
HRT	High Court - special case reading time - solicitor												
	1000	1450	2450	2180	2980	5160	2390	7410	9800	950	1900	2850	400
Original Law Appeal Clauses													

-1480

2000

850

-450

VAR

Payments Certified on Assigned COMMONWEALTH Criminal Cases - by Case Code 1/7/1999 - 30/6/2003

COMMONWEALTH

	1999-00	2000-01	2001-02	2002-03	
Solicitor					
Barrister					
Total					
Solicitor					
Barrister					
Total					
Solicitor					
Barrister					
Total					
Solicitor					
Barrister					
Total					
\$ Diff					

%
Variation
19
20

TOTAL ALL COURTS	44257	236062	280319	46565	122157	168722	38002	45426	83428	53353	116961	170314	110005	39
------------------	-------	--------	--------	-------	--------	--------	-------	-------	-------	-------	--------	--------	--------	----