

IMMIGRATION DETENTION STATISTICS SUMMARY

Community and Detention Services Division, DIAC - As at 21 May 2010

As at 21 May 2010, there were 3612 people in immigration detention, including 1283 in immigration detention on the mainland and 2329 in immigration detention on Christmas Island.

Of the 1283 people in immigration detention on the mainland, 245 were children (aged under 18 years) - eight were detained in the community under residence determinations, 97 were in alternative temporary detention in the community, 78 were in immigration residential housing and 62 were in immigration transit accommodation.

Of the 2329 people in immigration detention on Christmas Island, 207 were children (aged under 18 years) - one was detained in the community under a residence determination and 206 were in alternative temporary detention in the community.

Figure 1

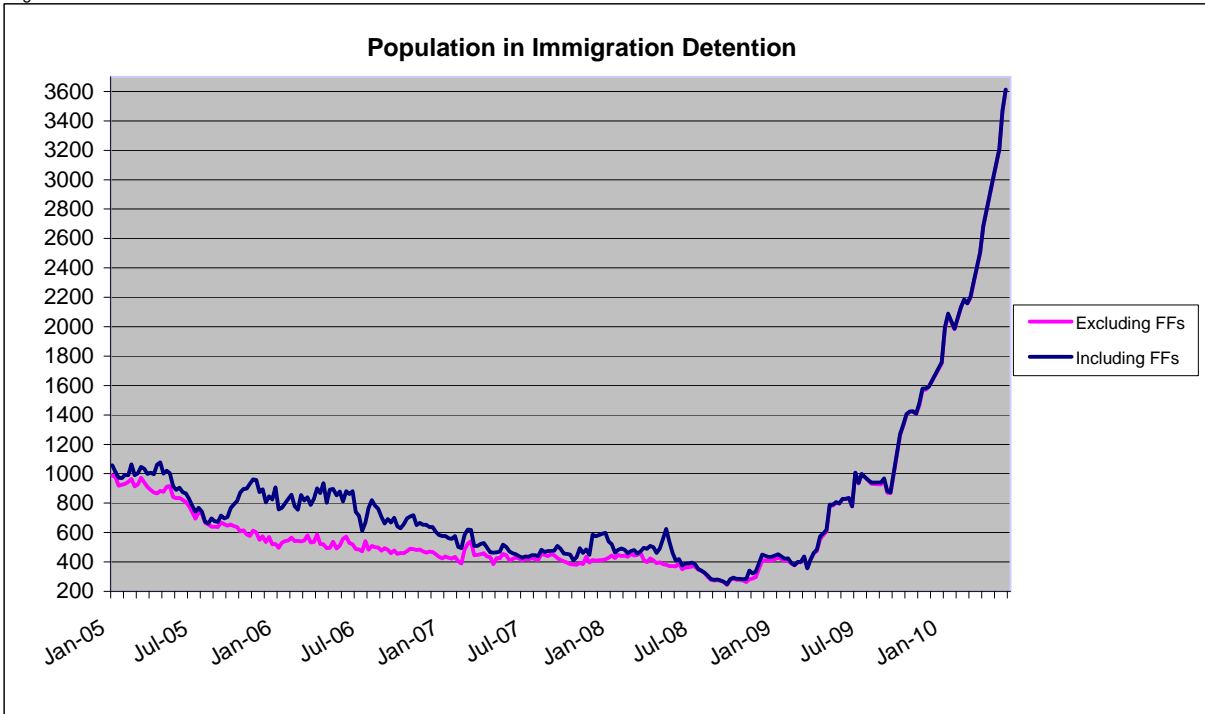
Place of immigration detention ¹	Men	Women	Children	Total	Change from 14/05/10
Villawood IDC	245	20		265	+ 1
Northern IDC (Darwin)	472			472	+ 56
Maribyrnong IDC	60	16		76	+ 10
Perth IDC	44	2		46	+ 1
Christmas Island IDC	1771			1771	+ 48
Total in IDCs	2592	38	0	2630	+ 116
Sydney Immigration Residential Housing	15	4	6	25	0
Perth Immigration Residential Housing	2	4	12	18	0
Port Augusta Immigration Residential Housing			60	60	0
Brisbane Immigration Transit Accommodation	13	16	27	56	+ 2
Melbourne Immigration Transit Accommodation	5		35	40	- 11
Total in Immigration Residential Housing and Immigration Transit Accommodation	35	24	140	199	- 9
Community Detention ² (Mainland)	11	2	8	21	+ 6
Community Detention (Christmas Island)	1	1	1	3	0
Alternative Temporary Detention in the Community ³ (Mainland)	54	53	97	204	+ 39
Alternative Temporary Detention in the Community (Christmas Island)	274	75	206	555	- 11
Restricted on Board Vessels in Port				0	0
Total	2967	193	452	3612	+ 141

¹ Immigration detention as set out under s 189 or s 249 of the *Migration Act 1958*.

² Community Detention does not require the person to be accompanied by a designated person.

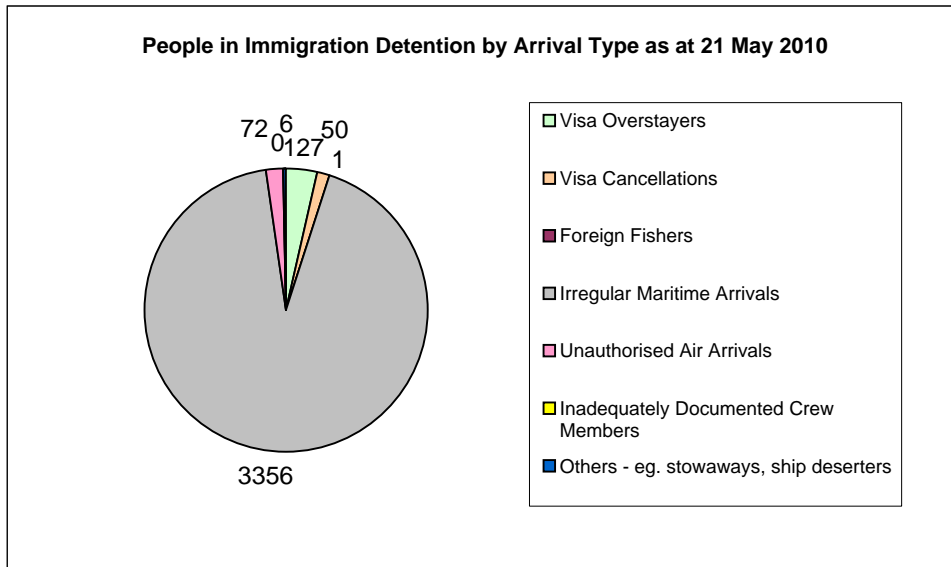
³ Includes detention in the community in private houses / correctional facilities / watch houses / hotels / apartments / foster care / hospitals with a person designated under the Act.

Figure 2



The following pie chart shows that as at 21 May 2010 there were 177 people (about 5 per cent of the total immigration population) who had arrived in Australia lawfully and were then taken into immigration detention for either overstaying their visa or breaching their visa conditions, resulting in visa cancellation. The number of people in immigration detention who had arrived unlawfully by air or boat as at 21 May 2010 was 3428, representing about 95 per cent of the total immigration detention population.

Figure 3



The following pie chart shows that as at 21 May 2010 there were 2053 people who had not applied for a protection visa while in immigration detention and were not undergoing a non-statutory refugee status assessment (RSA). There were 91 people who, having applied for a protection visa after having been taken into immigration detention, were awaiting a decision from the Department on their protection visa application. A further 29 were seeking a merits-based or judicial review of a negative decision on their initial application for a protection visa or on an application remitted for decision by the RRT or the courts. There were 33 people who had their protection visa application refused and 1406 undergoing RSA processing.

Figure 4

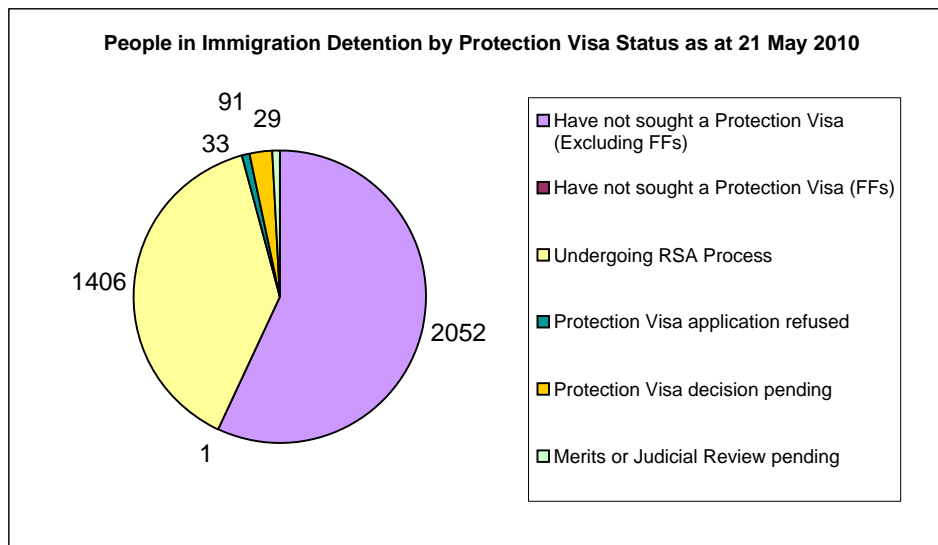


Figure 5

Location of people in immigration detention as at 21 May 2010	
	No. of People as at Midnight Census
Immigration Detention Centres (excluding FF)	
Immigration Detention Centres (excluding Christmas Island)	859
Christmas Island IDC	1771
Total in Immigration Detention Centres (excluding FFs)	2630
Alternative Detention (excluding FF)	
Immigration Residential Housing	103
Immigration Transit Accommodation	96
Alternative Temporary Detention in the Community	758
Restricted on Board Vessels in Ports	0
Total in Alternative Temporary Detention Arrangements	957
Community Detention	
Community Detention (excluding Christmas Island)	21
Community Detention, Christmas Island	3
Total in Community Detention Arrangements	24
Foreign Fishers (FF)	
Immigration Detention Centres	0
Alternative Temporary Detention in the Community	1
Total FFs	1
TOTAL IN IMMIGRATION DETENTION	3612

Figure 6

People in immigration detention by nationality as at 21 May 2010					
Nationalities	Adult		Child (<18 years)		Total
	Male	Female	Male	Female	
Afghanistan	1373	31	226	22	1652
Sri Lanka	673	43	25	21	762
Iraq	157	15	16	16	204
Iran	132	25	25	8	190
Indonesia	151		25		176
China, Peoples Republic Of	82	28			110
Burma	61	1	1	1	64
Vietnam	14	4			18
Palestinian Authority	5	2	6	1	14
New Zealand	13				13
Other	306	44	35	24	409
Total	2967	193	359	93	3612

Figure 7

Children in immigration detention as at 21 May 2010	
Type	Total
Immigration Residential Housing	78
Immigration Transit Accommodation	62
Alternative Temporary Detention in the Community	303
Community Detention	9
Total	452

As at 21 May 2010, there were 452 children (aged under 18 years) in immigration detention. Nine were detained in the community under residence determinations, 303 were in alternative temporary detention in the community, 78 were in immigration residential housing and 62 were in immigration transit accommodation.

Figure 8

Length of time in detention as at 21 May 2010		
Period Detained	Total	% of Total
7 days or less	187	5.2%
1 week - 1 month	550	15.2%
1 month - 3 months	1533	42.4%
3 months - 6 months	832	23.0%
6 months - 12 months	453	12.5%
12 months - 18 months	28	0.8%
18 months - 2 years	7	0.2%
Greater than 2 years	22	0.6%
Total	3612	100%

Of the 3612 people in immigration detention as at 21 May 2010, 2270 had been detained for less than three months.