

SENATE STANDING COMMITTEE ON LEGAL AND CONSTITUTIONAL AFFAIRS
HIGH COURT OF AUSTRALIA

Question No. 166

Senator Ludwig asked the following question at the hearing on 24 May 2007:

Please provide a graph showing information from 2003-2007 the numbers of matters received by the court including special leave matters, self-representative matters, broken down as to whether they have been defended and the original matters filed et cetera.

The answer to the honourable senator's question is as follows:

Tables and graphs 166a-c below provide the number of matters filed since 2003/04 by category of matter and by representative status. Information about Full Court decisions by category of matter and representative status for the same period is provided in tables and graphs 166d-f. In the High Court almost all matters are defended. For this reason, records of matters which are not defended are not separately maintained and cannot be easily generated.

HIGH COURT OF AUSTRALIA

CATEGORIES OF MATTERS FILED 2003/04 to 2006/07* (166.a)

	2003/04	2004/05	2005/06	2006/07*
Special Leave Applications (Civil)	603	767	620	557
Special Leave Applications (Criminal)	126	109	100	86
Appeals (Civil)	56	69	56	34
Appeals (Criminal)	16	14	10	13
Original Jurisdiction	244	95	87	55
	1045	1054	873	745

*to 30 April 2007

CATEGORIES OF MATTERS FILED 2003/04 to 2006/07* REPRESENTED (166.b)

	2003/04	2004/05	2005/06	2006/07*
Special Leave Applications (Civil)	281	283	237	170
Special Leave Applications (Criminal)	99	89	70	72
Appeals (Civil)	54	69	56	34
Appeals (Criminal)	16	14	10	13
Original Jurisdiction	83	29	39	28
	533	484	412	317

*to 30 April 2007

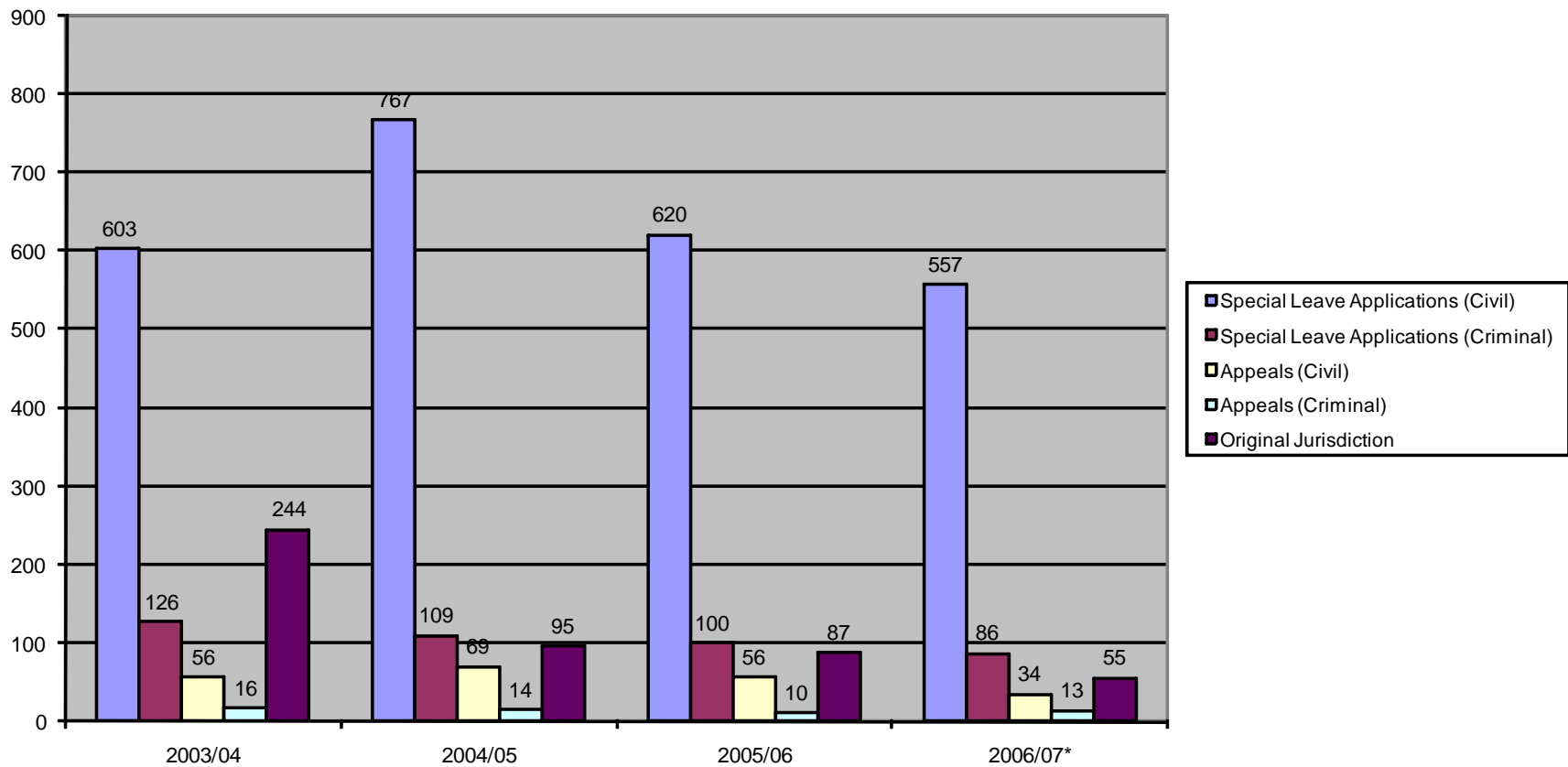
HIGH COURT OF AUSTRALIA

CATEGORIES OF MATTERS FILED 2003/04 to 2006/07* UNREPRESENTED (166.c)

	2003/04	2004/05	2005/06	2006/07*
Special Leave Applications (Civil)	322	484	383	387
Special Leave Applications (Criminal)	27	20	30	14
Appeals (Civil)	2	0	0	0
Appeals (Criminal)	0	0	0	0
Original Jurisdiction	161	66	48	27
	512	570	461	428

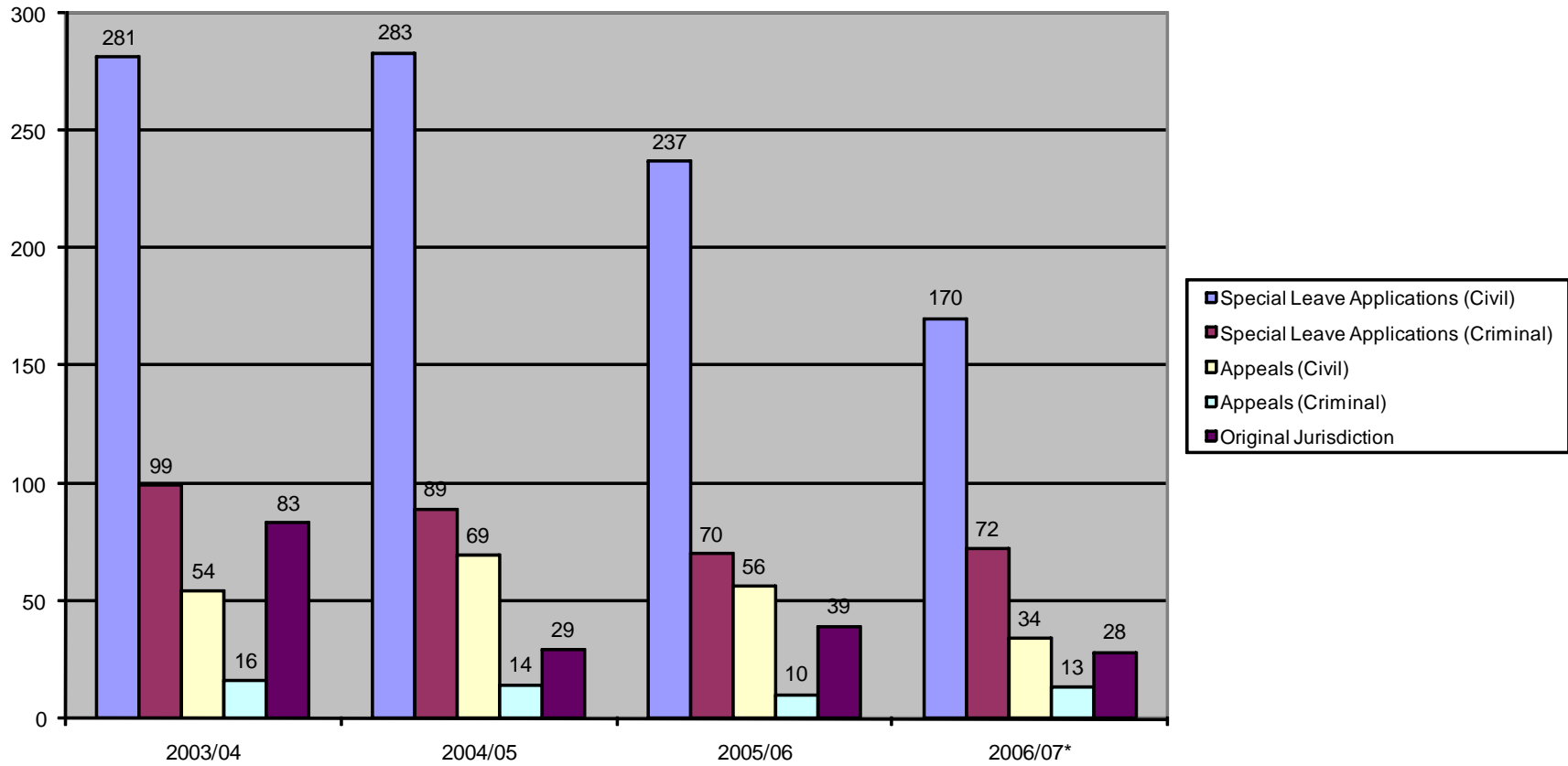
*to 30 April 2007

**HIGH COURT OF AUSTRALIA
CATEGORIES OF MATTERS FILED
2003/04 TO 2006/07* (166.a)**



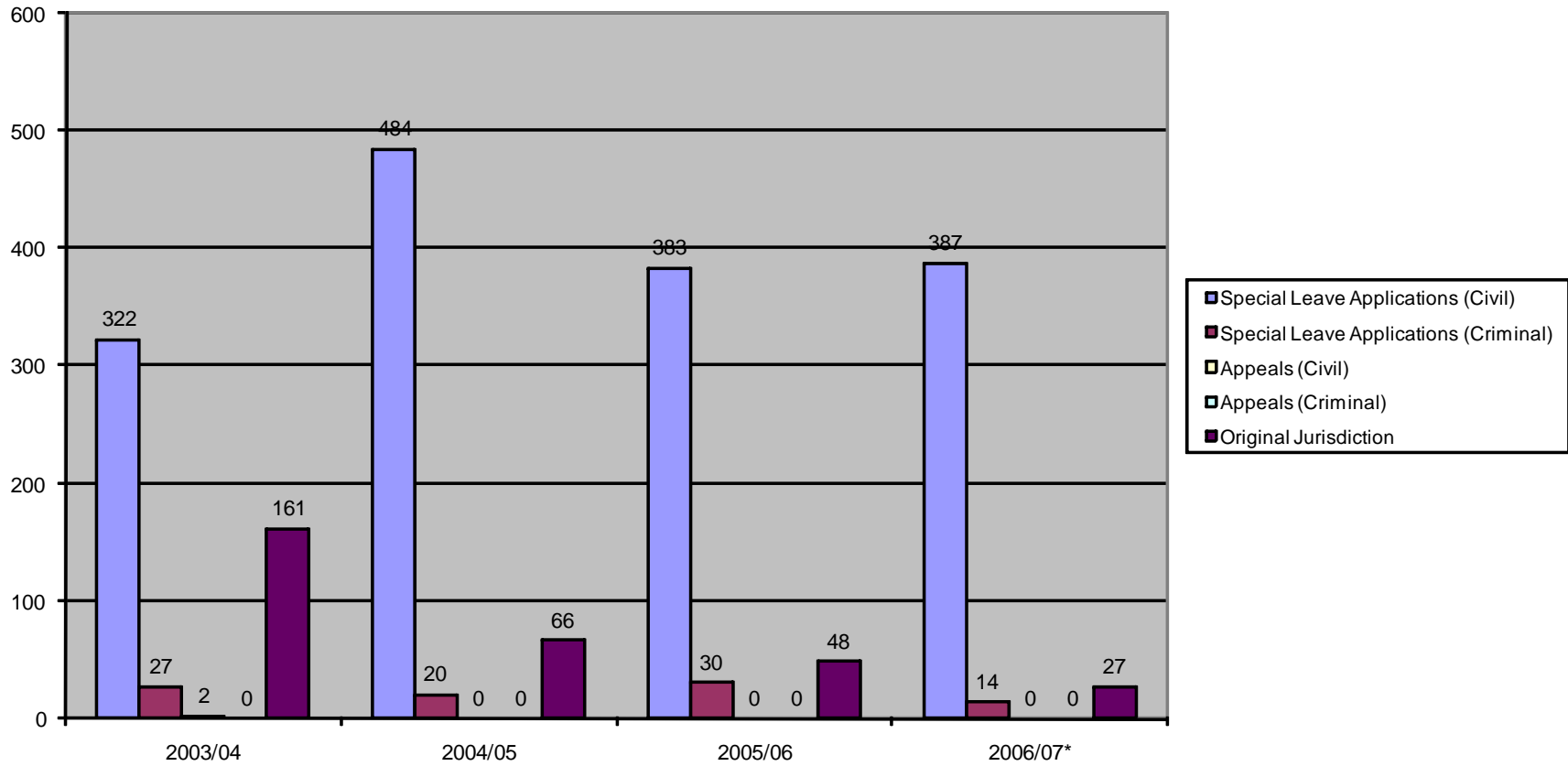
*to 30 April 2007

**HIGH COURT OF AUSTRALIA
CATEGORIES OF MATTERS FILED
2003/04 TO 2006/07* (REPRESENTED) (166.b)**



*to 30 April 2007

**HIGH COURT OF AUSTRALIA
CATEGORIES OF MATTERS FILED
2003/04 TO 2006/07 UNREPRESENTED (166.c)**



***to 30 April 2007**

HIGH COURT OF AUSTRALIA

CATEGORIES OF FULL COURT DECISIONS RELATED TO MATTERS FILED 2003/04 to 2006/07* (166.d)

	2003/04	2004/05	2005/06	2006/07*
Special Leave Applications (Civil)	288	508	677	363
Special Leave Applications (Criminal)	95	109	90	60
Appeals (Civil)	58	55	79	43
Appeals (Criminal)	13	13	19	5
Original Jurisdiction	14	7	7	14
	468	692	872	485

***to 30 April 2007**

CATEGORIES OF FULL COURT DECISIONS RELATED TO MATTERS FILED 2003/04 to 2006/07* (REPRESENTED) (166.e)

	2003/04	2004/05	2005/06	2006/07*
Special Leave Applications (Civil)	173	259	231	150
Special Leave Applications (Criminal)	76	90	74	53
Appeals (Civil)	55	54	79	42
Appeals (Criminal)	13	13	19	5
Original Jurisdiction	14	7	7	13
	331	423	410	263

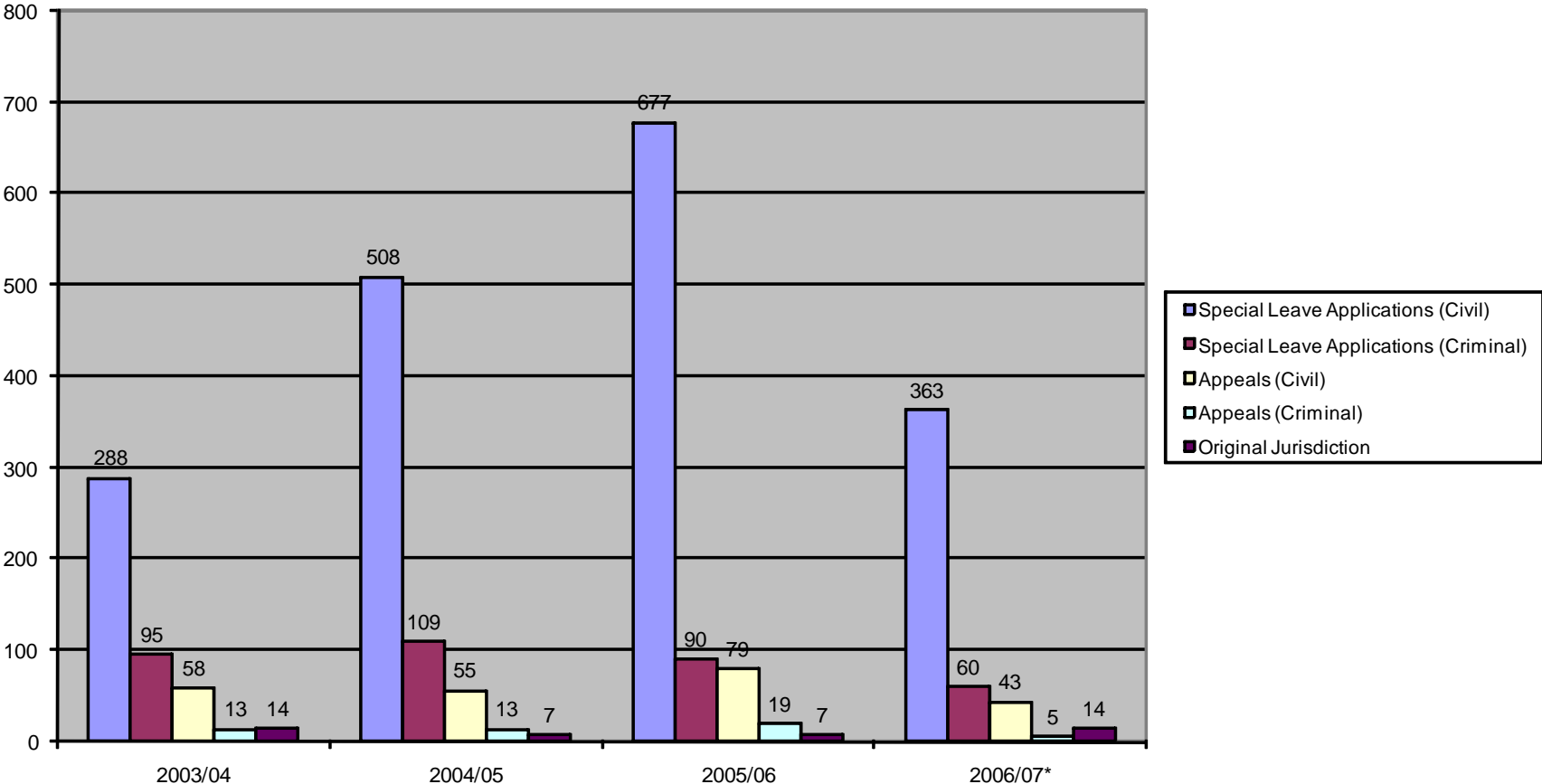
***to 30 April 2007**

CATEGORIES OF FULL COURT DECISIONS RELATED TO MATTERS FILED IN ALL JURISDICTIONS 2003/04 to 2006/07* (UNREPRESENTED) (166.f)

	2003/04	2004/05	2005/06	2006/07*
Special Leave Applications (Civil)	115	249	446	213
Special Leave Applications (Criminal)	19	19	16	7
Appeals (Civil)	3	1	0	1
Appeals (Criminal)	0	0	0	0
Original Jurisdiction	0	0	0	1
	137	269	462	222

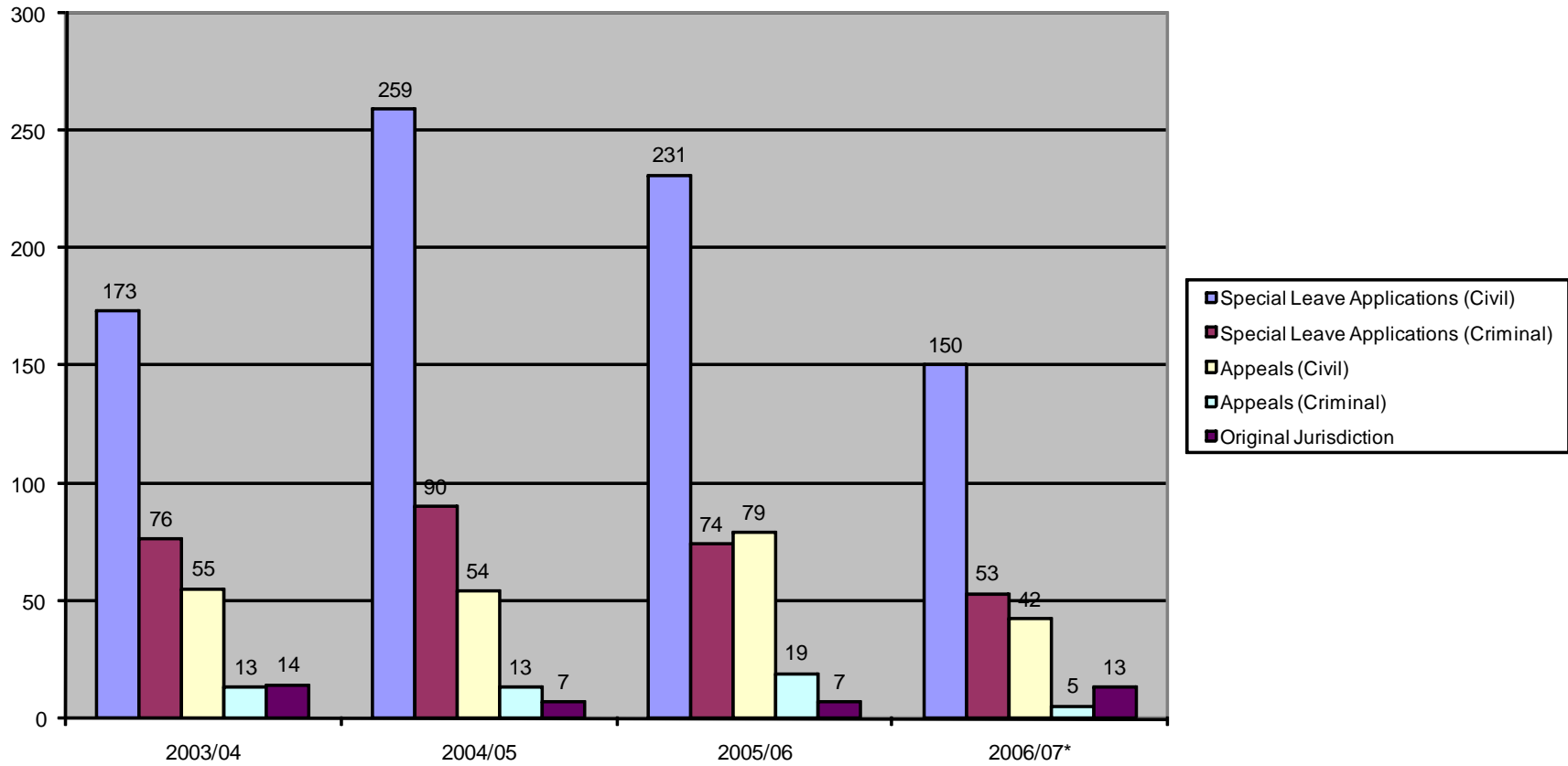
***to 30 April 2007**

HIGH COURT OF AUSTRALIA
CATEGORIES OF FULL COURT DECISIONS RELATED TO MATTERS FILED
2003/04 TO 2006/07* (166.d)



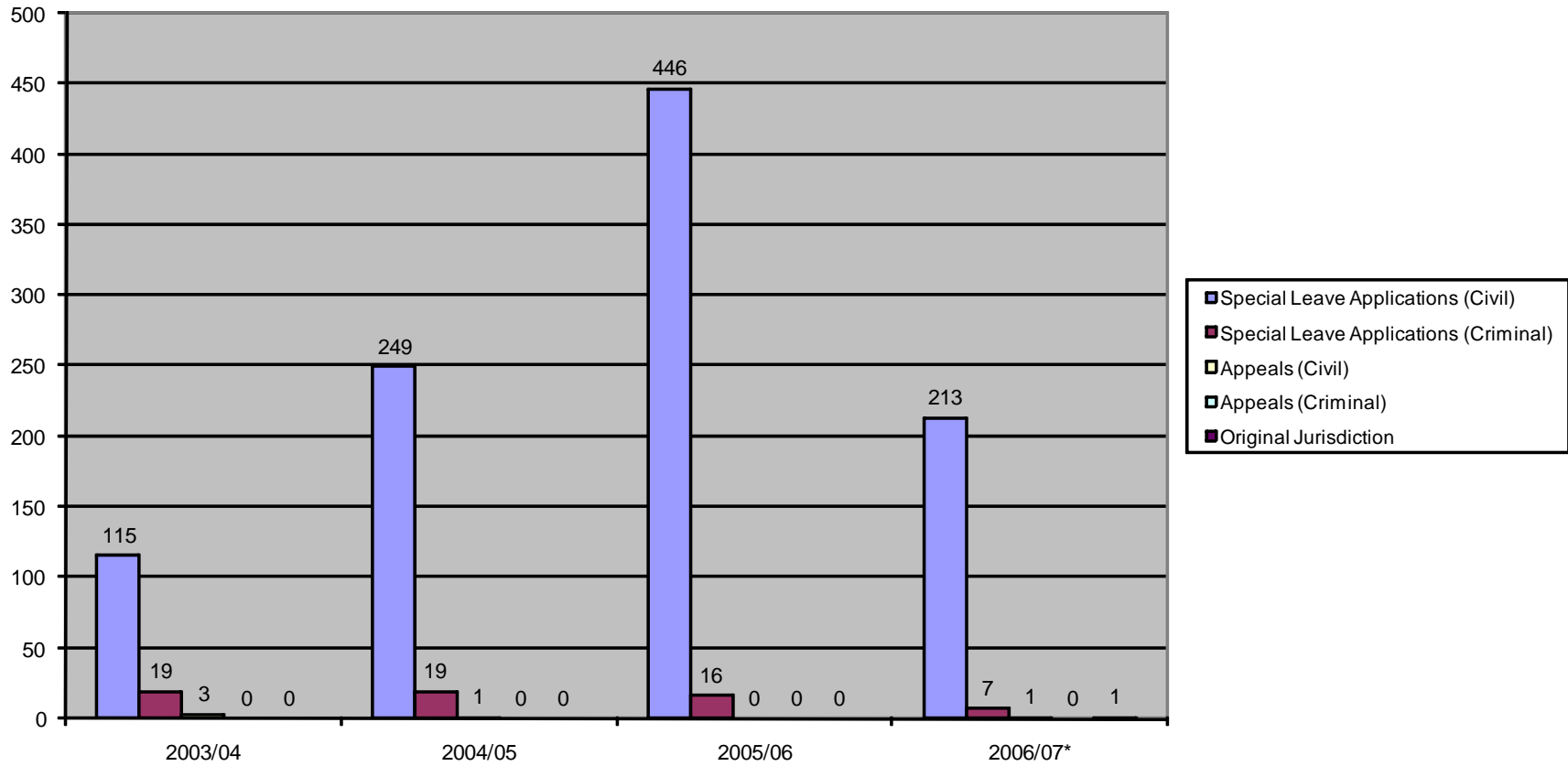
*to 30 April 2007

HIGH COURT OF AUSTRALIA
CATEGORIES OF FULL COURT DECISIONS RELATED TO MATTERS FILED
2003/04 TO 2006/07* (REPRESENTED) (166.e)



*to 30 April 2007

HIGH COURT OF AUSTRALIA
CATEGORIES OF FULL COURT DECISIONS RELATED TO MATTERS FILED
2003/04 TO 2006/07* (UNREPRESENTED) (166.f)



*to 30 April 2007