

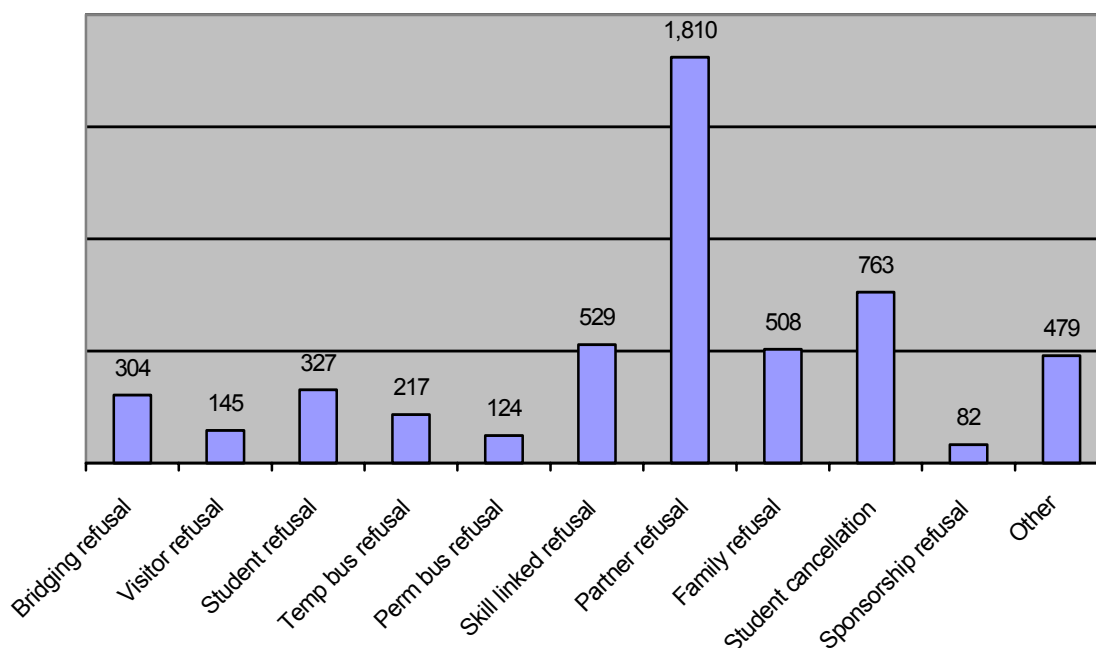
# MRT Caseload

## 31 May 2006

### Lodgements

429 cases were lodged with the MRT in May. A total of 5,288 cases have been lodged with the Tribunal to date, down 27% from the 7,243 cases lodged during the same period last year.

**Lodgements by case category**  
1 July 2005 - 31 May 2006



Please note that ‘temporary business sponsorship’ has been replaced with ‘sponsorship refusal’ as a case category. ‘Sponsorship refusal’ includes temporary business sponsorships, as well as professional development sponsorships and trade skills training sponsorships.

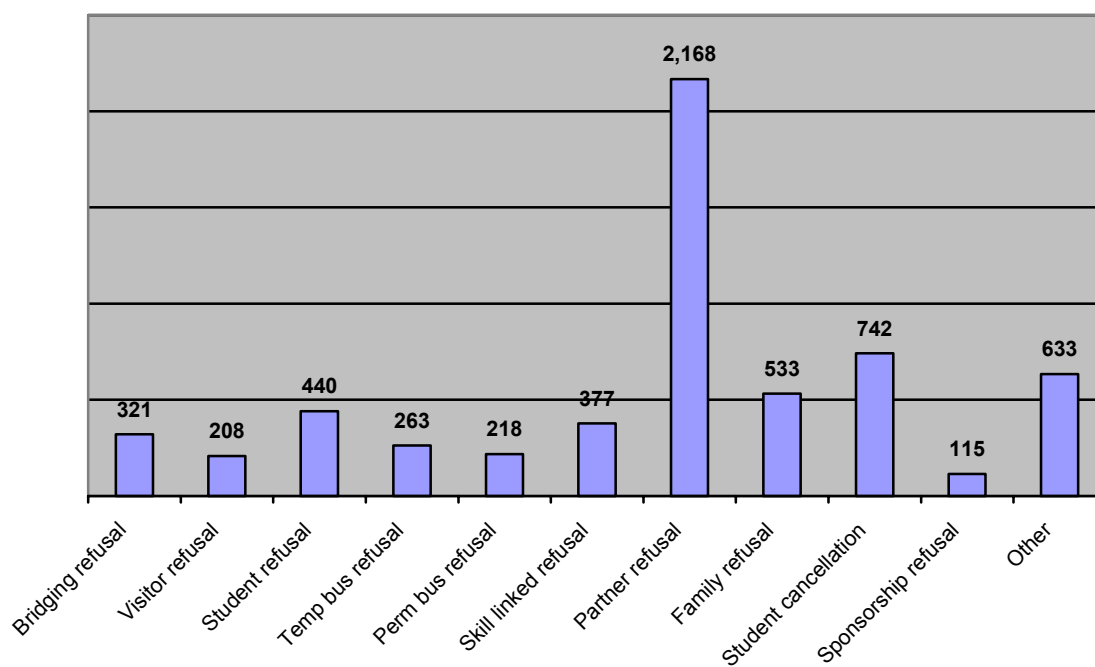
### Finalisations

559 cases were finalised by the MRT in May. A total of 6,018 cases have been finalised in the year-to-date.

<b>Finalisations: 1 July 2005 – 31 May 2006</b>		
Affirmed	2,167	36%
Set aside	3,051	51%
Withdrawn	445	7%
Otherwise resolved	355	6%
<i>Total</i>	<i>6,018</i>	

The average number of days taken to finalise all cases in the year-to-date from lodgement to finalisation was 270 days.

**Finalisations by case category  
1 July 2005 - 31 May 2006**



**Set aside rates**

As noted on the previous page, the overall set aside rate of cases finalised this financial year was 51%. The set aside rate per case category is shown in the table below:

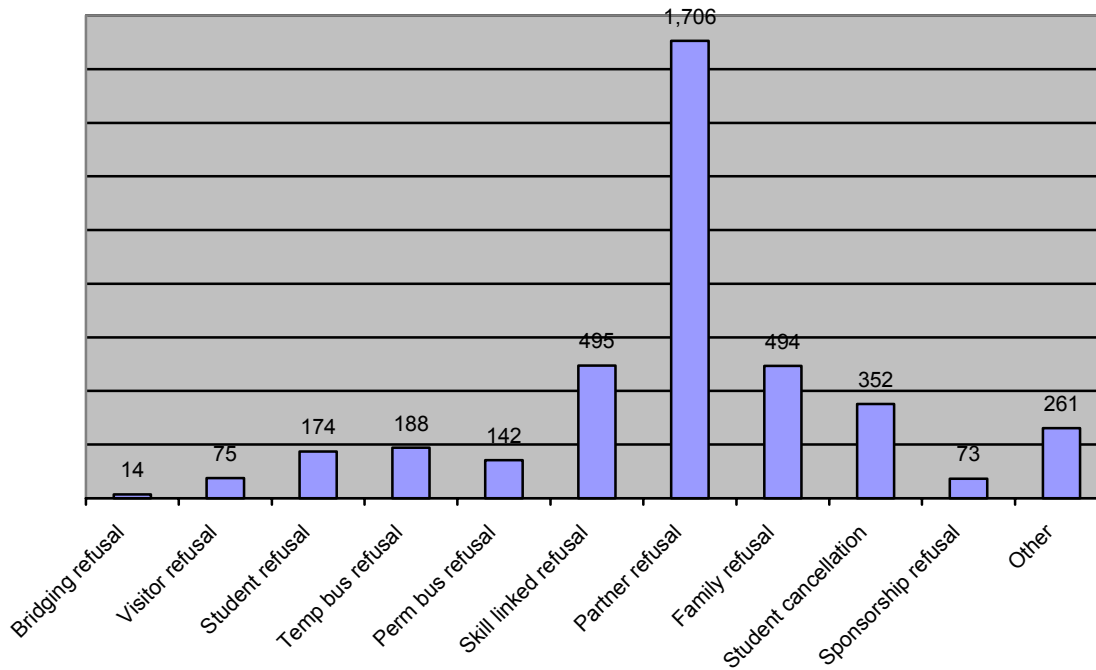
Case category	Set aside	Finalised	% set aside*
Bridging refusal	69	321	21%
Visitor refusal	112	208	54%
Student refusal	194	440	44%
Temp bus refusal	89	263	34%
Perm bus refusal	90	218	41%
Skill linked refusal	217	377	58%
Partner refusal	1,458	2,168	67%
Family refusal	231	533	43%
Student cancellation	297	742	40%
Sponsorship refusal	36	115	31%
Other	258	633	41%

\*As a percent of all finalisations for the specified visa category.

## Cases on hand

There were 3,983 cases on hand as at the end of May.

**Active cases by case category  
as at 31 May 2006**



1,878 cases (47%) were with members as at the end of May and 2,105 cases (53%) were awaiting constitution.

**Age of cases in progress as at 31 May 2006**

All Cases	NSW	Vic	Total	%
Under 3 months	729	479	1,208	30%
3 to 6 months	598	430	1,028	26%
6 to 9 months	433	329	762	19%
9 to 12 months	326	220	546	14%
12 to 18 months	155	230	385	10%
Over 18 months	29	25	54	1%
<b>Total</b>	<b>2,270</b>	<b>1,713</b>	<b>3,983</b>	<b>100%</b>

## Summary of lodgements, finalisations and active cases by month – 2005/06

		Jul	Aug	Sep	Oct	Nov	Dec	Jan	Feb	Mar	Apr	May	Jun	Total
<b>Lodgements</b>	NSW	412	361	321	262	301	250	225	252	333	229	260		<b>3,206</b>
	VIC	208	243	192	152	246	213	151	171	202	135	169		<b>2,082</b>
	Total	620	604	513	414	547	463	376	423	535	364	429		<b>5,288</b>
<b>Finalisations</b>	NSW	430	391	398	326	352	270	283	359	361	196	345		<b>3,711</b>
	VIC	151	260	238	208	219	214	200	224	233	146	214		<b>2,307</b>
	Total	581	651	636	534	571	484	483	583	594	342	559		<b>6,018</b>
<b>Active</b>	NSW	2,638	2,608	2,528	2,467	2,415	2,396	2,336	2,238	2,242	2,354	2,270		<b>2,270</b>
	VIC	2,091	2,074	2,028	1,970	1,993	1,992	1,937	1,890	1,795	1,781	1,713		<b>1,713</b>
	Total	4,729	4,682	4,556	4,437	4,408	4,388	4,273	4,128	4,037	4,135	3,983		<b>3,983</b>