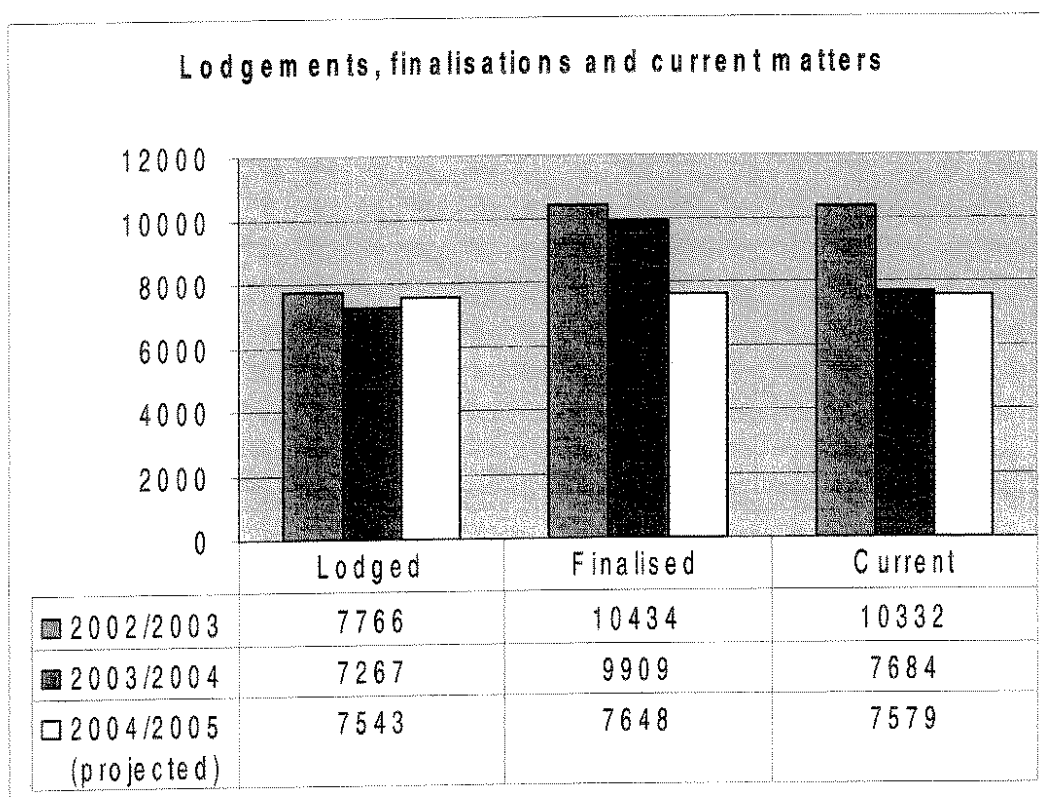


## ADMINISTRATIVE APPEALS TRIBUNAL WORKLOAD INFORMATION

### Applications lodged, finalised and current

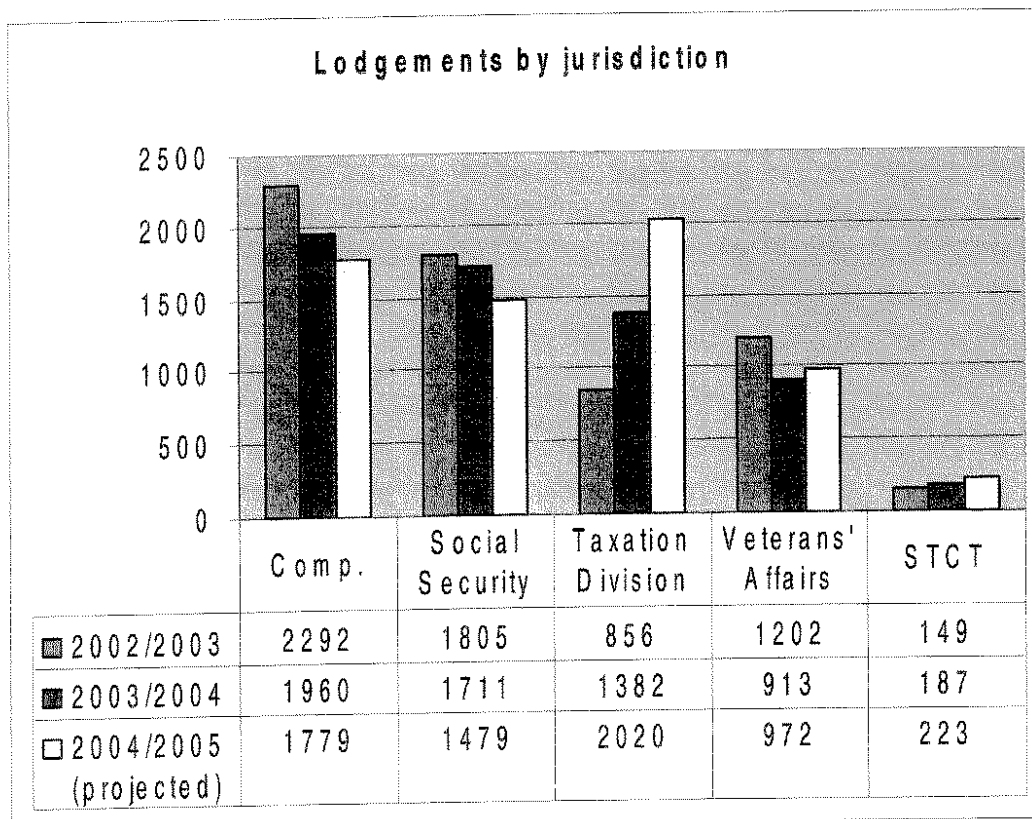
|                  | <u>2002/03</u> | <u>2003/04</u> | <u>% change<br/>(no.)</u> | <u>9 months<br/>ending<br/>31/03/05</u> | <u>Projection<br/>2004/05<sup>1</sup></u> | <u>% change<br/>(no.)</u> |
|------------------|----------------|----------------|---------------------------|---|---|---------------------------|
| <b>Lodged</b>    | 7766           | 7267           | - 6%<br>(- 499)           | 5657                                    | 7543                                      | + 4%<br>(+ 276)           |
| <b>Finalised</b> | 10434          | 9909           | - 5%<br>(- 525)           | 5736                                    | 7648                                      | - 23%<br>(- 2261)         |
| <b>Current</b>   | 10332          | 7684           | - 26%<br>(- 2648)         | 7582                                    | 7579                                      | - 1%<br>(- 105)           |



<sup>1</sup> The "Lodged" and "Finalised" projections for the 2004-05 year in this document have been calculated as follows: (9 month figure/ 3) x 4 = projection. The "Current" projection for the 2004-05 year has been calculated as follows: ("Current" as at 30 June 2004) + ("Lodged" projection for 04/05) – ("Finalised" projection for 04/05).

**Lodgements by jurisdiction**

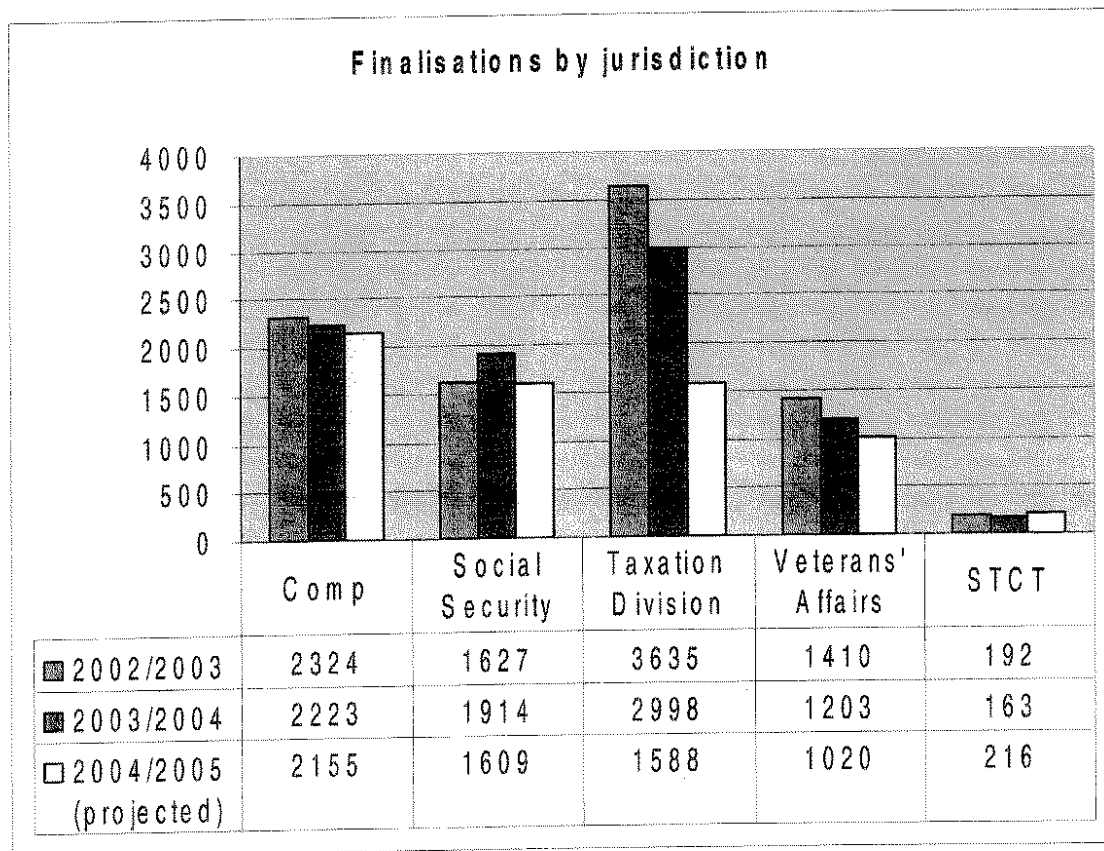
| Jurisdiction                          | 2002/03 | 2003/04 | % change<br>(no.) | 9 months<br>ending<br>31/03/05 | Projection<br>2004/05 | % change<br>(no.) |
|---------------------------------------|---------|---------|-------------------|--------------------------------|-----------------------|-------------------|
| Compensation                          | 2292    | 1960    | - 14%<br>(- 332)  | 1334                           | 1779                  | - 9%<br>(- 181)   |
| Social Security                       | 1805    | 1711    | - 5%<br>(- 94)    | 1109                           | 1479                  | - 14%<br>(- 232)  |
| Taxation Division<br>(excluding STCT) | 856     | 1382    | + 61%<br>(+ 526)  | 1515                           | 2020                  | + 46%<br>(+ 638)  |
| Veterans' Affairs                     | 1202    | 913     | - 24%<br>(- 289)  | 729                            | 972                   | + 6%<br>(+ 59)    |
| STCT <sup>2</sup>                     | 149     | 187     | + 26%<br>(+ 38)   | 167                            | 223                   | + 19%<br>(+ 36)   |



<sup>2</sup> STCT is the Small Taxation Claims Tribunal.

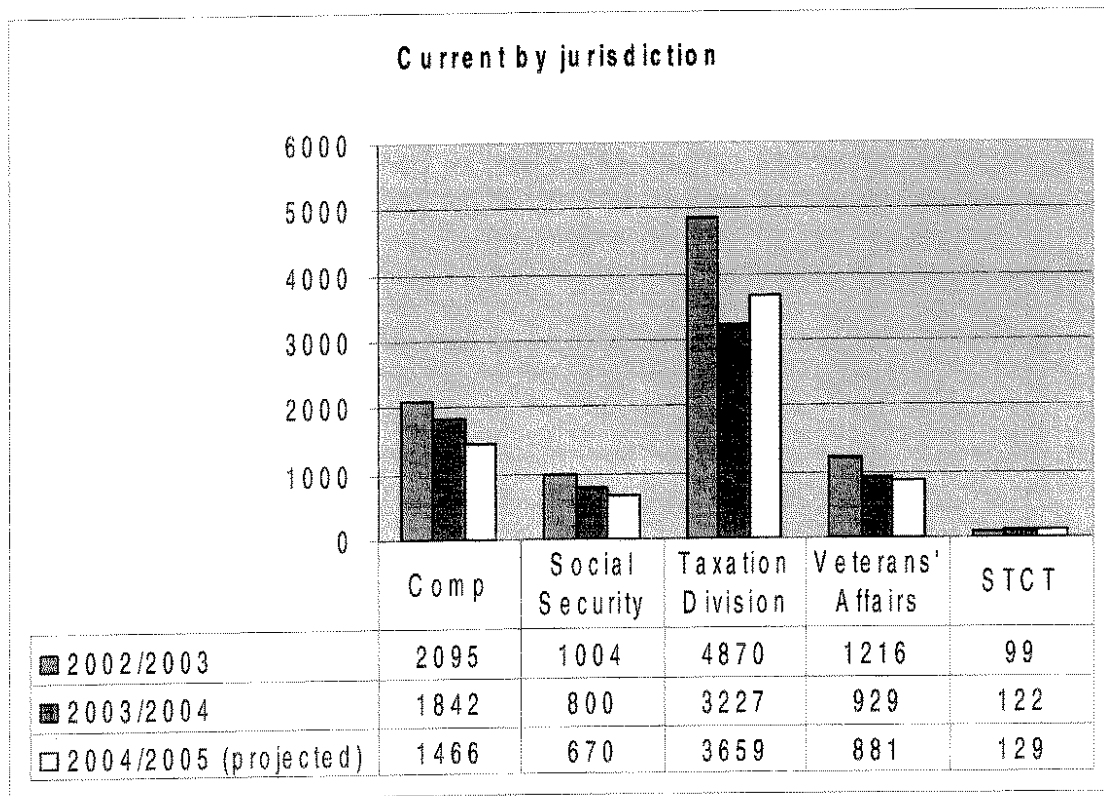
**Finalisations by jurisdiction**

| Jurisdiction                          | 2002/03 | 2003/04 | % change<br>(no.) | 9 months<br>ending<br>31/03/05 | Projection<br>2004/05 | % change<br>(no.) |
|---------------------------------------|---------|---------|-------------------|--------------------------------|-----------------------|-------------------|
| Compensation                          | 2324    | 2223    | - 4%<br>(- 101)   | 1616                           | 2155                  | - 3%<br>(- 68)    |
| Social Security                       | 1627    | 1914    | + 18%<br>(+ 287)  | 1207                           | 1609                  | - 16%<br>(- 305)  |
| Taxation Division<br>(excluding STCT) | 3635    | 2998    | - 18%<br>(- 637)  | 1191                           | 1588                  | - 47%<br>(- 1410) |
| Veterans' Affairs                     | 1410    | 1203    | - 15%<br>(- 207)  | 765                            | 1020                  | - 15%<br>(- 183)  |
| STCT                                  | 192     | 163     | - 15%<br>(- 29)   | 162                            | 216                   | + 33%<br>(+ 53)   |



Current by jurisdiction<sup>3</sup>

| Jurisdiction                          | <u>2002/03</u> | <u>2003/04</u> | % change<br>(no.) | Current at<br>31/03/05 | Projection<br><u>2004/05</u> | % change<br>(no.) |
|---------------------------------------|----------------|----------------|-------------------|------------------------|------------------------------|-------------------|
| Compensation                          | 2095           | 1842           | - 12%<br>(- 253)  | 1559                   | 1466                         | - 20%<br>(- 376)  |
| Social Security                       | 1004           | 800            | - 20%<br>(- 204)  | 698                    | 670                          | - 16%<br>(- 130)  |
| Taxation Division<br>(excluding STCT) | 4870           | 3227           | - 34%<br>(- 1643) | 3542                   | 3659                         | + 13%<br>(+ 432)  |
| Veterans' Affairs                     | 1216           | 929            | - 24%<br>(- 287)  | 892                    | 881                          | - 5%<br>(- 48)    |
| STCT                                  | 99             | 122            | + 23%<br>(+ 23)   | 125                    | 129                          | + 6%<br>(+ 7)     |



<sup>3</sup> The "Current" projection for the 2004-05 year has been calculated as follows: ("Current" as at 30 June 2004) + ("Lodged" projection for 04/05) – ("Finalised" projection for 04/05).

**Time standards – percentage finalised within 365 days**

| Jurisdiction<br>(target % rate for<br>finalisation within<br>365 days) | <u>2002/03</u> | <u>2003/04</u> | %<br>change | 12 months<br>ending<br>31/03/05 | %<br>change |
|--|----------------|----------------|-------------|---------------------------------|-------------|
| Compensation<br>(75% target)   | 64%            | 62%            | - 2%        | 64%                             | + 2%        |
| Social Security<br>(90% target)  | 87%            | 90%            | + 3%        | 91%                             | + 1%        |
| Taxation Division<br>(excluding STCT)<br>(75% target)                  | 7%             | 13%            | + 6%        | 30%                             | + 17%       |
| Veterans' Affairs<br>(80% target)                                      | 56%            | 56%            | -           | 55%                             | - 1%        |

**Time standards – STCT - percentage finalised within 84 days**

|      | <u>2002/03</u> | <u>2003/04</u> | %<br>change | 12 months<br>ending<br>31/03/05 | %<br>change |
|------|----------------|----------------|-------------|---------------------------------|-------------|
| STCT | 37%            | 49%            | + 12%       | 39%                             | -10%        |

**Finalisations - with and without hearings**

| <b>Type of finalisation</b>                 | <b>12 months ending 31/03/04</b> | <b>12 months ending 31/03/05</b> |
|---|----------------------------------|----------------------------------|
| Finalisation without a hearing <sup>4</sup> | 8651 (83%)                       | 6085 (77%)                       |
| By Tribunal decision after a hearing        | 1781 (17%)                       | 1857 (23%)                       |
| <b>Total finalisations</b>                  | <b>10432</b>                     | <b>7942</b>                      |

---

<sup>4</sup> Applications finalised without a hearing include all applications that were finalised otherwise than by a Tribunal decision under s. 43(1) of the *Administrative Appeals Tribunal Act 1975* following a hearing on the merits. For example, applications finalised by consent pursuant to section 42C of the AAT Act or withdrawn by the applicant under section 42A(1A) of the AAT Act are included in this category.