




Australian Government  
Department of Immigration  
and Citizenship

# Australian Citizenship Test

Snapshot Report

January 2008



---

---

## Introduction

The data in this report relates to Australian citizenship tests administered by the Department of Immigration and Citizenship between 1 October and 31 December 2007.

This report will be regularly updated and published on the department's website at [www.citizenship.gov.au](http://www.citizenship.gov.au).

Further information about the Australian citizenship test, including the citizenship test resource book, *Becoming an Australian citizen*, is also available on that website.

---

## Contents

|                                      |   |
|--------------------------------------|---|
| Executive summary                    | 4 |
| Australian citizenship test outcomes | 5 |
| Program analysis                     | 7 |
| Country of birth analysis            | 9 |



## Executive Summary

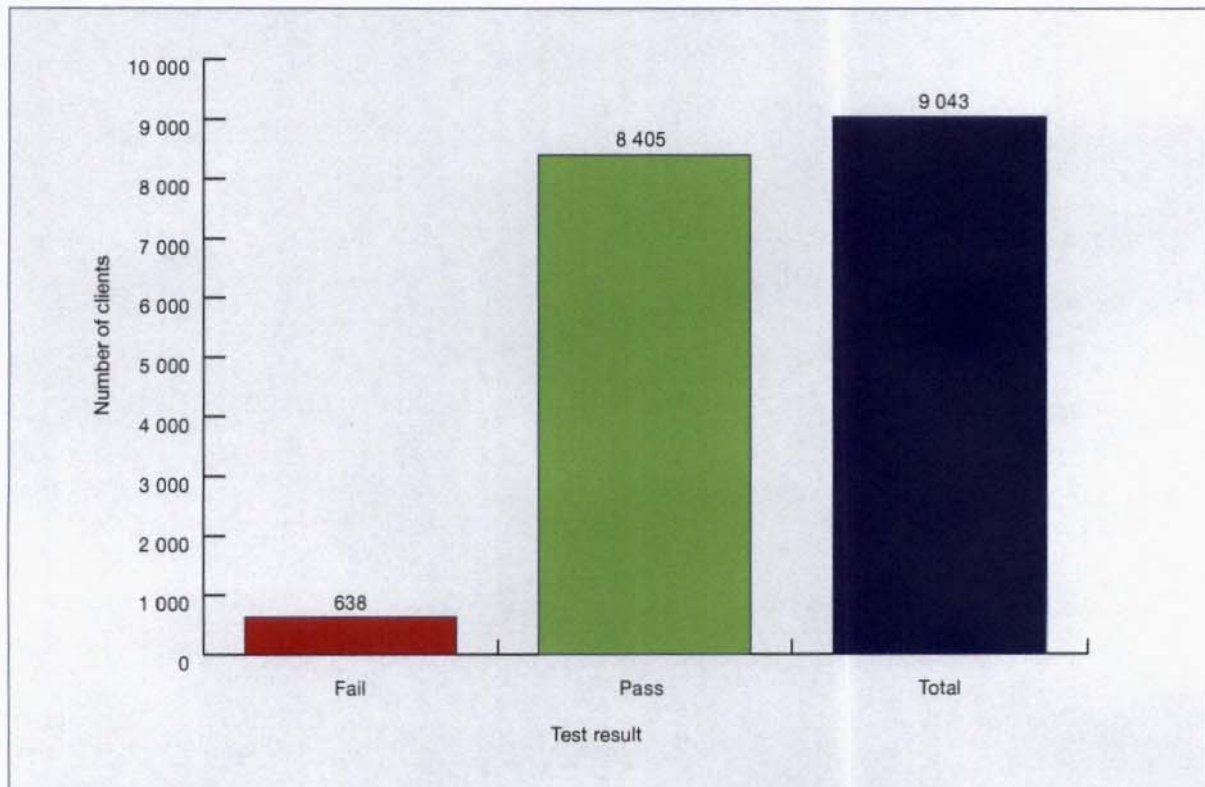
Between 1 October and 31 December 2007:

- 9 043 clients sat the Australian citizenship test.
- 8 405 of these clients (or 92.9 per cent) passed the test on their first or subsequent attempt.
- The department has administered 10 730 tests to these clients, including re-sits where clients did not pass the test on their first attempt.
- On average there are 1.2 tests administered per client.
- Clients who came to Australia under the Skill Stream of the Migration Program account for 43.8 per cent of all test participants.
- Clients who came to Australia under the Family Stream of the Migration Program account for 21.6 per cent of all test participants.
- Clients who came to Australia under the Humanitarian Program account for 16.9 per cent of all test participants.



## Australian citizenship test outcomes

Test outcomes by number of clients



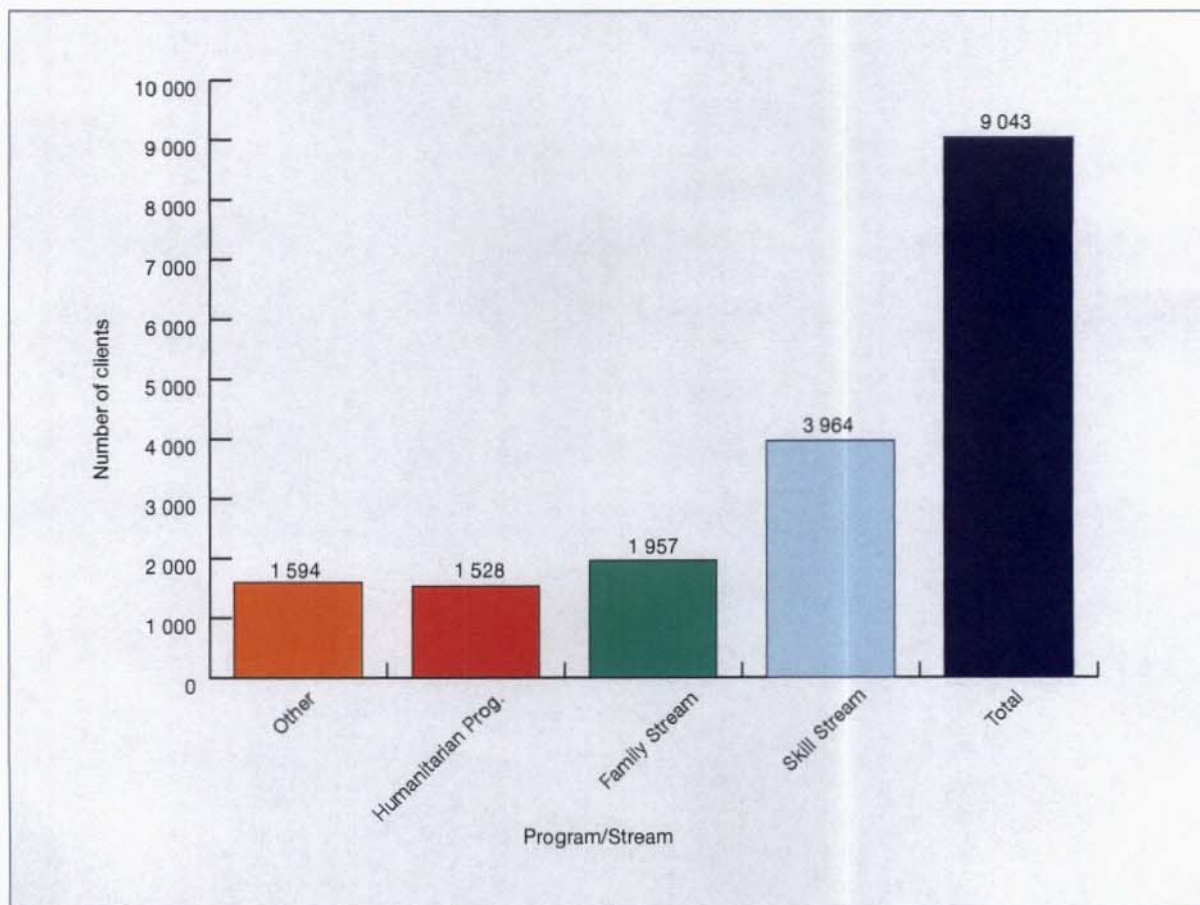
| Test outcome - all clients | Clients | %     |
|----------------------------|---------|-------|
| Pass                       | 8 405   | 92.9  |
| Fail                       | 638     | 7.1   |
| Total                      | 9 043   | 100.0 |

Clients can sit the test as many times as they need in order to pass. Some clients sit the test more than once before they pass, which is why there are more tests than clients.

- 8 405 (92.9 per cent) of clients have passed the test on their first or subsequent attempt.
- 7 417 (82.0 per cent) of clients passed the test on their first attempt.

## Australian citizenship test outcomes *continued*

### Test participation

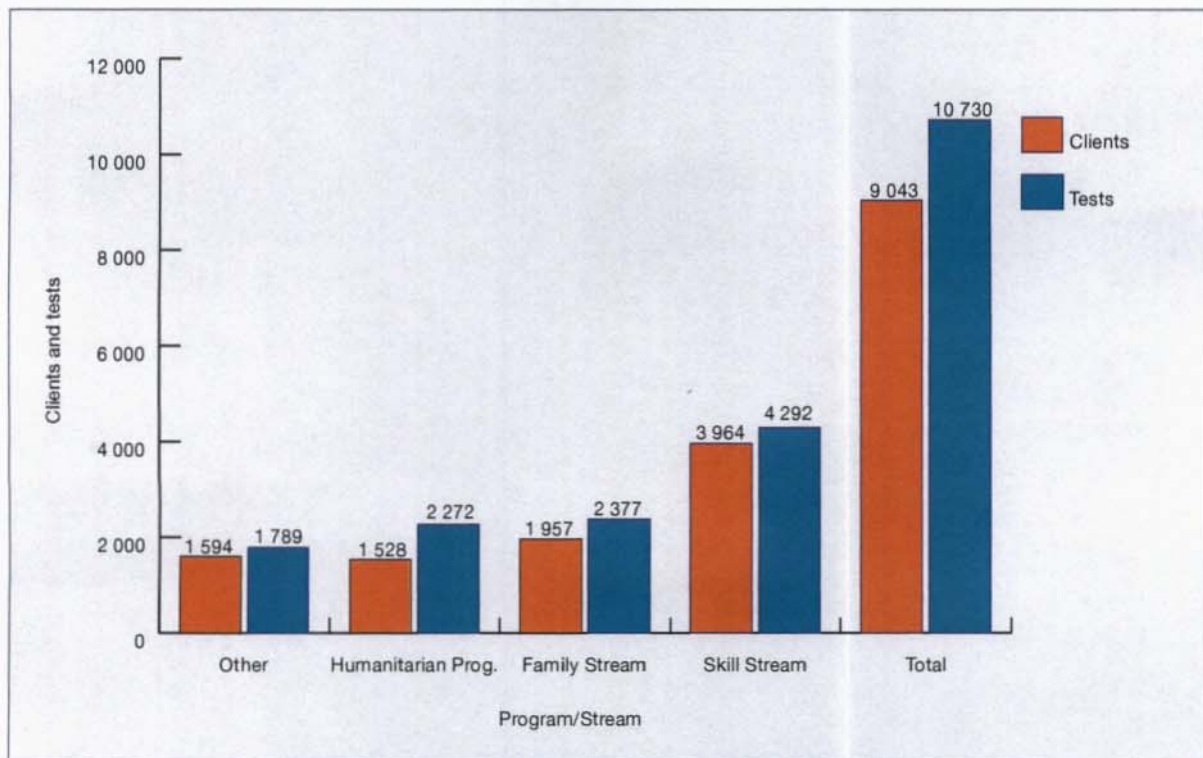


- 43.8 per cent of clients were from the Skill Stream of the Migration Program
- 21.6 per cent of clients were from the Family Stream of the Migration Program
- 16.9 per cent of clients were from the Humanitarian Program

(Note: The 17.7 per cent of clients in the "other" category, include Resident Return Visa holders and Special Category Visa holders.)

## Program analysis

While 92.9 per cent of clients overall are passing the test, the number of times a client attempts the test varies across the Migration Program streams and the Humanitarian Program.

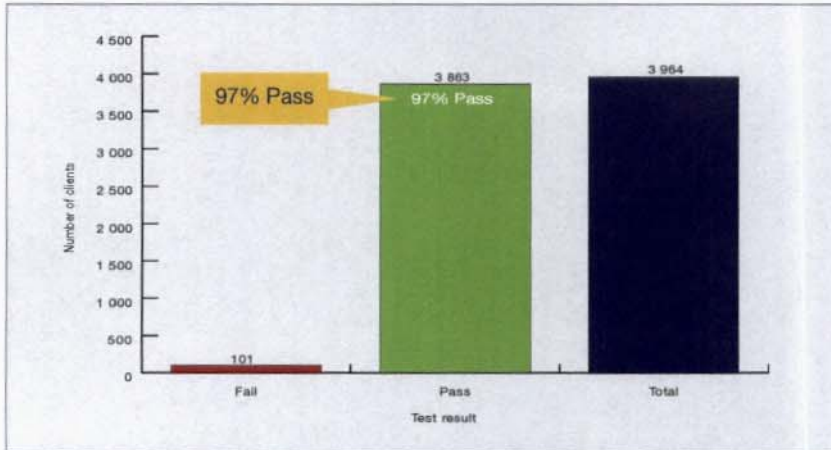


| Program/Stream       | Clients      | % of all clients | Tests         | % of all tests | Average number of tests per client |
|----------------------|--------------|------------------|---------------|----------------|------------------------------------|
| Skill Stream         | 3 964        | 43.8             | 4 292         | 40.0           | 1.1                                |
| Family Stream        | 1 957        | 21.6             | 2 377         | 22.2           | 1.2                                |
| Humanitarian Program | 1 528        | 16.9             | 2 272         | 21.2           | 1.5                                |
| Other                | 1 594        | 17.7             | 1 789         | 16.6           | 1.1                                |
| <b>Total</b>         | <b>9 043</b> | <b>100.0</b>     | <b>10 730</b> | <b>100.0</b>   | <b>1.2</b>                         |

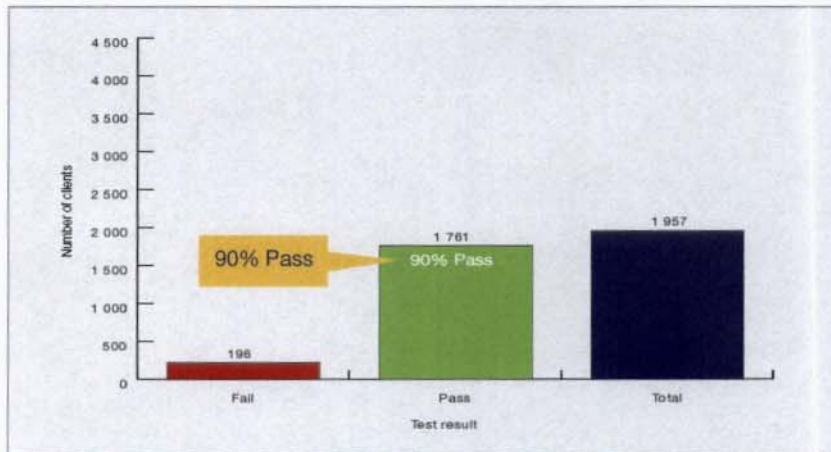


## Program analysis *continued*

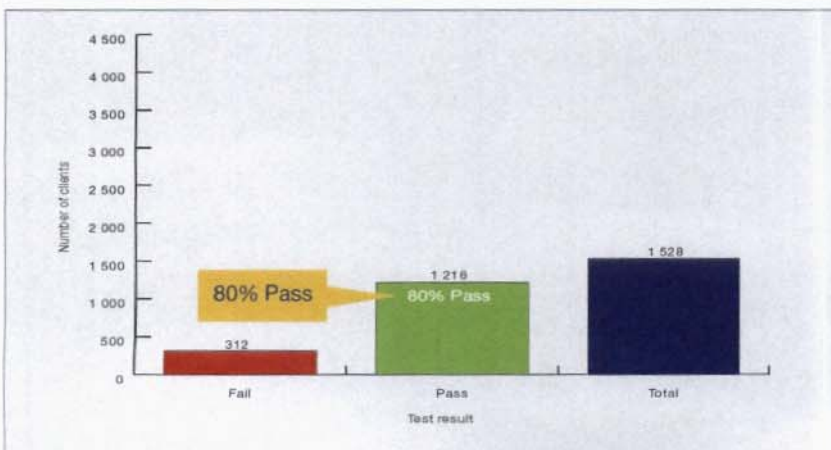
### Skill Stream outcomes



### Family Stream outcomes



### Humanitarian Program outcomes





## Country of birth analysis

As at 31 December 2007, clients born in 172 different countries have sat the test.

| Country of birth                 | Total        | % of total   | Pass         | Fail       |
|----------------------------------|--------------|--------------|--------------|------------|
| United Kingdom                   | 1 128        | 12.4         | 1 103        | 25         |
| PRC (includes Hong Kong + Macau) | 725          | 8.0          | 695          | 30         |
| Iraq                             | 676          | 7.5          | 567          | 109        |
| India                            | 641          | 7.1          | 634          | 7          |
| South Africa                     | 341          | 3.8          | 338          | 3          |
| New Zealand                      | 290          | 3.2          | 282          | 8          |
| Afghanistan                      | 262          | 2.9          | 197          | 65         |
| Philippines                      | 259          | 2.9          | 254          | 5          |
| Sudan                            | 236          | 2.6          | 166          | 70         |
| Sri Lanka                        | 191          | 2.1          | 184          | 7          |
| Other countries                  | 4 294        | 47.5         | 3 985        | 309        |
| <b>Total clients</b>             | <b>9 043</b> | <b>100.0</b> | <b>8 405</b> | <b>638</b> |