

## SENATE COMMITTEE ACTIVITIES

### REPORT TO THE FINANCE AND PUBLIC ADMINISTRATION LEGISLATION COMMITTEE – ESTIMATES OCTOBER 2011

#### RECENT TRENDS

---

The following data shows trends and comparisons in the activities of Senate standing committees:

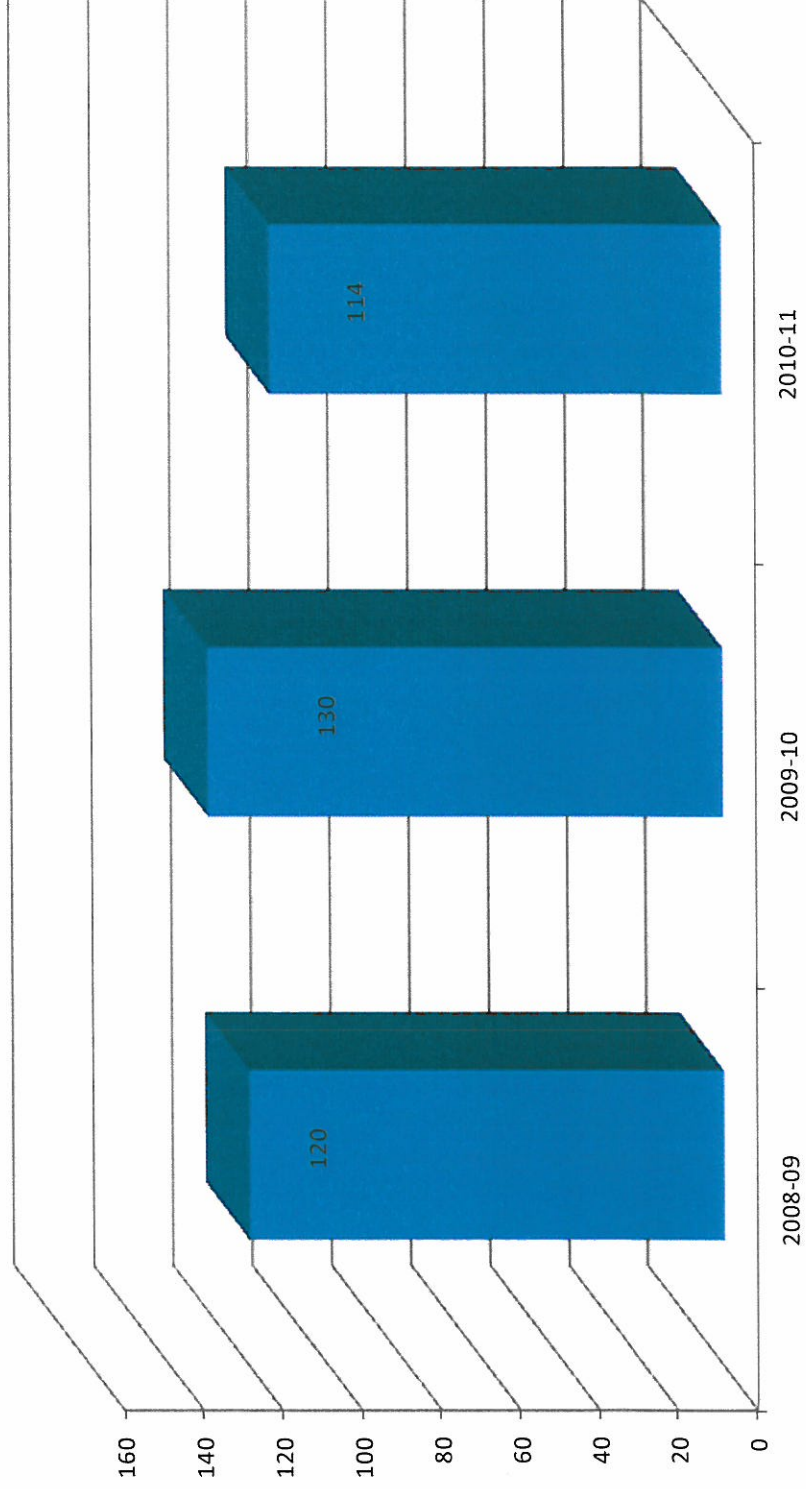
- The 42<sup>nd</sup> parliament experienced an increase in the total number of matters referred to standing committees, increasing from 234 in the 41<sup>st</sup> to 309 in the 42<sup>nd</sup>. So far in the 43<sup>rd</sup> Parliament (at 22 September 2011) there have been 118 matters referred. This compares to 118 matters referred after a similar period in the 42<sup>nd</sup> parliament and 78 in the 41<sup>st</sup> parliament.
- The 42<sup>nd</sup> parliament also experienced an increase in the total number of committee reports tabled, rising from 396 in the 41<sup>st</sup> to 493 in the 42<sup>nd</sup>. Committee reports tabled thus far in the 43<sup>rd</sup> Parliament (at 22 September 2011) total 186. This compares to 151 reports tabled after a similar period in the 42<sup>nd</sup> parliament and 123 in the 41<sup>st</sup> parliament.
- The busiest committees at any one time during the 42<sup>nd</sup> parliament were Economics (maximum of 14 references at one time) and Community Affairs (maximum of 14 references at one time). In the 43<sup>rd</sup> parliament, the Legal and Constitutional Affairs Committees have dealt with a maximum of 12 references at one time (in November 2010 and May 2011).
- So far in 2011 (at 22 September), the Economics and the Legal and Constitutional Affairs Committees have each tabled 27 reports, and the Environment and Communications and the Community Affairs Committees have each tabled 17 reports.
- Currently, four select committees administered by the Senate are in operation (two Senate select committees and two joint select committees).

*Staffing:* the committee office FTE staffing level as at October 2011 is 62. Currently, all positions in the Committee Office are filled, with additional staff engaged to assist with the workload. There are no on-going vacancies.

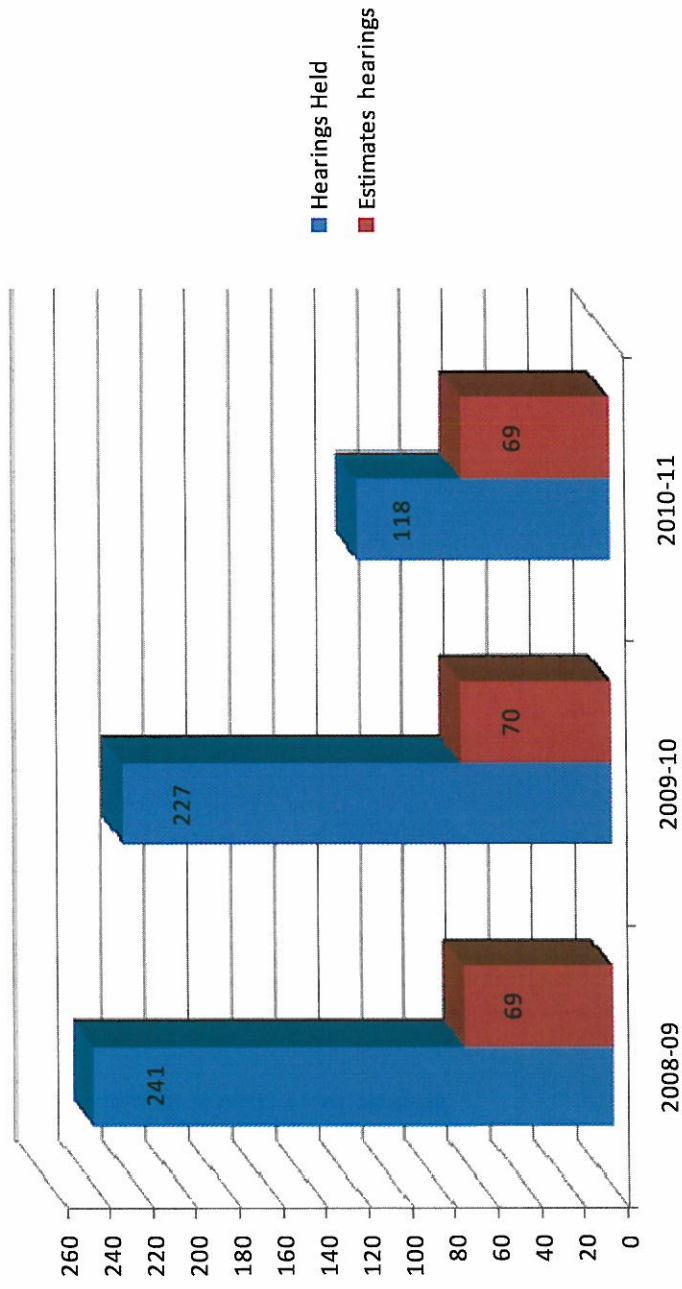
*Budget 2010-11:* the operational cost for the past financial year was \$6.6m, marginally over budget (by approximately 1%).

*Accessibility of on-line material to the vision impaired:* the Environment and Communications References Committee completed its trial to convert to HTML a selection of submissions received by the committee for its inquiry into the *status, health and sustainability of Australia's Koala population* (report tabled 22 September 2011). The attached report from the secretariat has been presented to the Clerk, who has referred it to the Chairs' Committee for consideration.

# Senate Standing Committees - Number of References (as at 30/06/11)



# Senate Standing Committees - Hearings Held (as at 30/06/11)



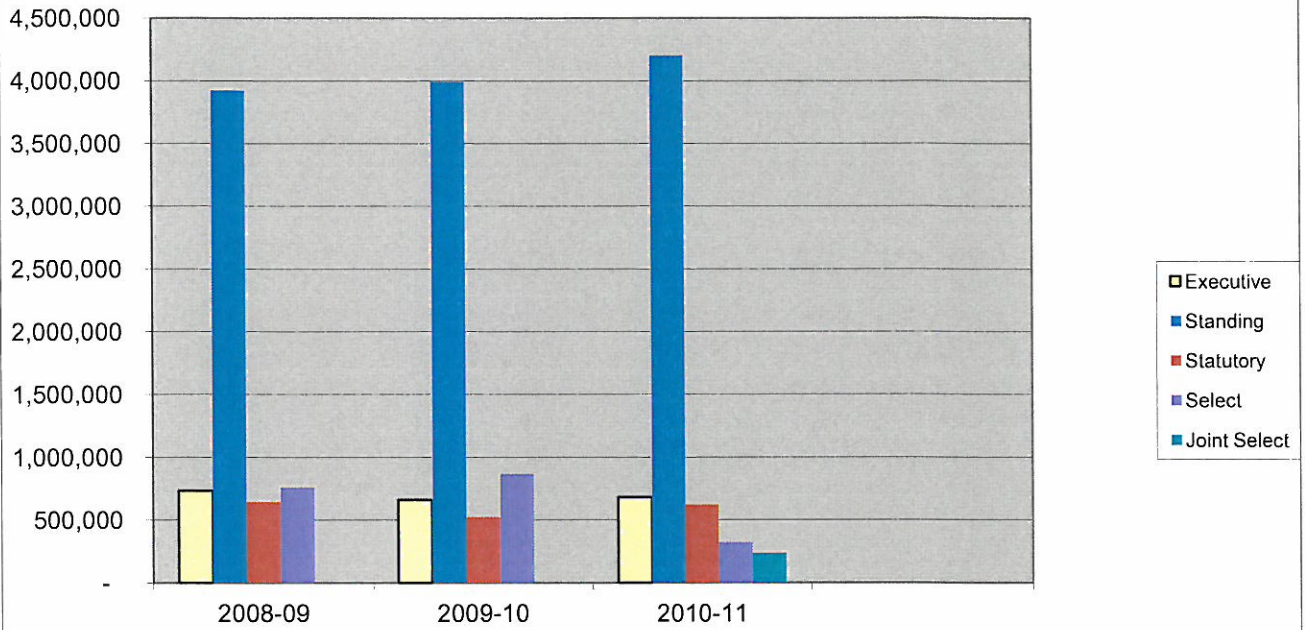
**SUMMARY COMPARISON OF COMMITTEE COSTS BY CATEGORY -  
STANDING, SELECT AND JOINT COMMITTEES – 2008-09 TO 2010-11**

<i>Expenses</i>	<i>2008-09</i>	<i>2009-10</i>	<i>2010-11</i>
<b><i>Executive</i></b>			
Staff Costs	730,947	659,811	680,982
Administrative Costs	31,330	26,418	22,767
<b><i>Total Expenses</i></b>	<b>762,277</b>	<b>686,228</b>	<b>703,749</b>
<b><i>Standing</i></b>			
Staff Costs	3,923,416	3,992,496	4,202,414
Administrative Costs	668,702	669,917	390,730
<b><i>Total Expenses</i></b>	<b>4,592,119</b>	<b>4,662,413</b>	<b>4,593,144</b>
<b><i>Statutory</i></b>			
Staff Costs	644,454	525,235	621,590
Administrative Costs	99,420	100,171	77,507
<b><i>Total Expenses</i></b>	<b>743,874</b>	<b>625,407</b>	<b>699,097</b>
<b><i>Select</i></b>			
Staff Costs	758,461	867,248	321,079
Administrative Costs	269,857	167,829	64,469
<b><i>Total Expenses</i></b>	<b>1,028,318</b>	<b>1,035,077</b>	<b>385,549</b>
<b><i>Joint Select</i></b>			
Staff Costs	-	-	238,050
Administrative Costs	-	-	49,769
<b><i>Total Expenses</i></b>	<b>-</b>	<b>-</b>	<b>287,818</b>
<b><i>Total Program Expense</i></b>	<b><u>7,126,588</u></b>	<b><u>7,009,125</u></b>	<b><u>6,669,357</u></b>

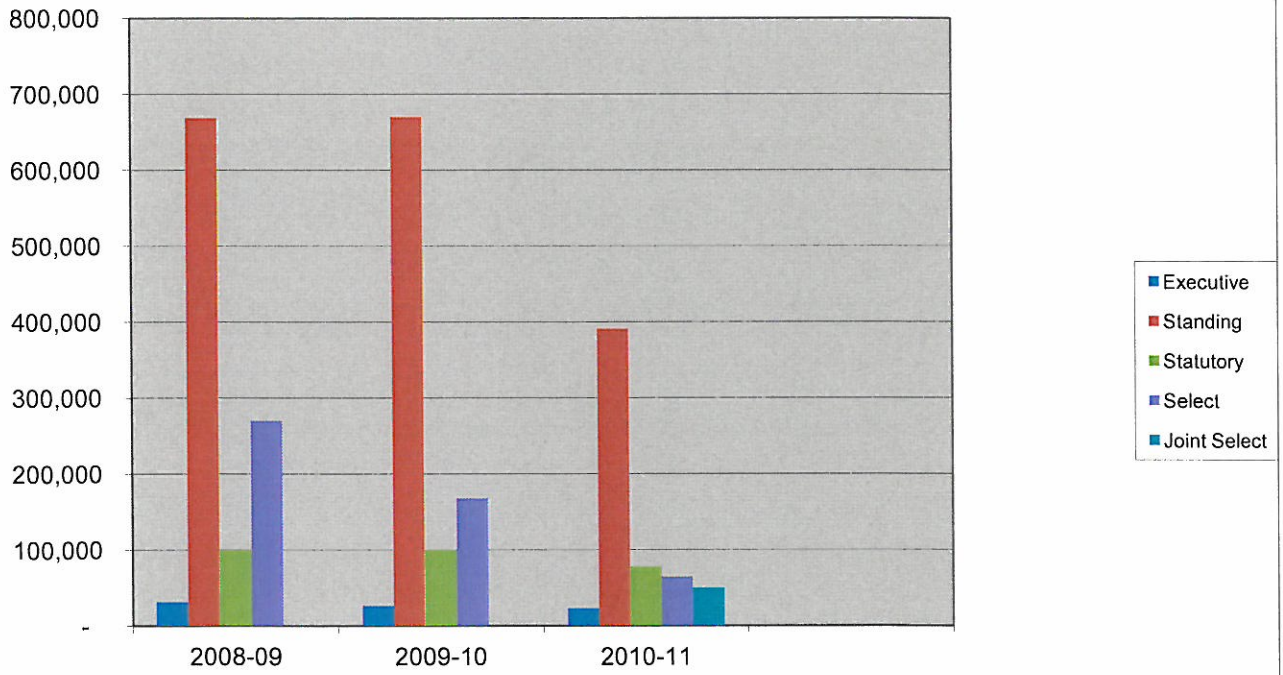
\* Estimated actual - based on average monthly expenditure

*Staff costs - the salaries of Senate staff working within the secretariat.  
Administrative costs – includes advertising inquiries, refreshments at hearings, hire of hearing venues, flights and aircraft charters to attend hearings, printing etc.*

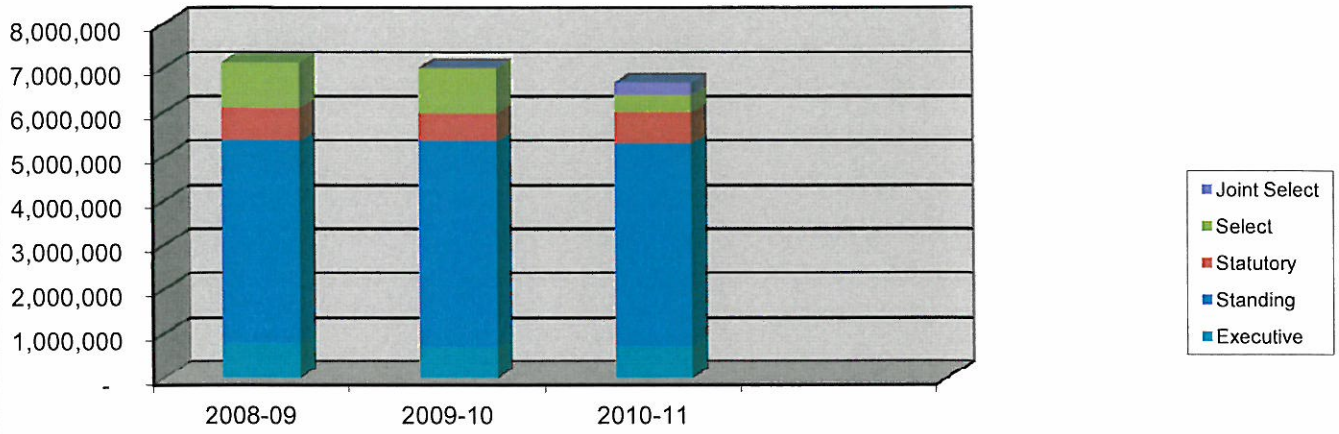
### Committee Office - Staff Costs



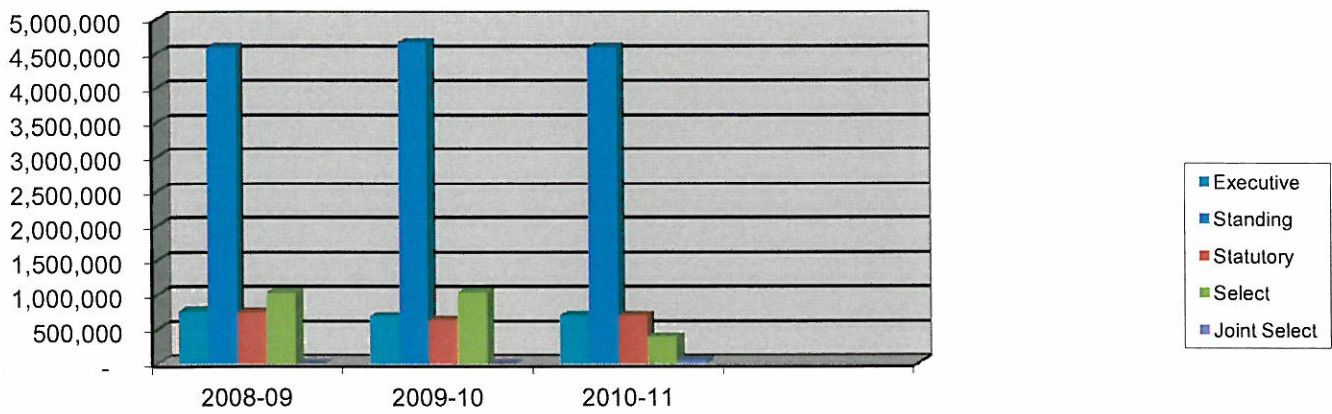
### Committee Office - Administrative Costs



### Committee Office - Total Expenditure



### Committee Office - Total Expenditure



**SUMMARY COMPARISON OF COMMITTEE COSTS  
BY INDIVIDUAL COMMITTEE – 2008-09 TO 2010-11**

<i>Expenses</i>	<i>2008-09</i>	<i>2009-10</i>	<i>2010-11</i>
<b>Community Affairs</b>			
Staff costs	525,651	536,769	596,196
Administrative costs	111,546	115,247	66,374
<b>Economics</b>			
Staff costs	555,361	565,300	665,351
Administrative costs	111,257	110,497	61,205
<b>Education, Employment and Workplace Relations</b>			
Staff costs	482,181	439,807	420,376
Administrative costs	86,450	64,630	28,136
<b>Environment, Communications and the Arts</b>			
Staff costs	356,511	529,487	525,328
Administrative costs	82,848	61,272	50,434
<b>Finance and Public Administration</b>			
Staff costs	453,016	420,888	400,910
Administrative costs	71,230	60,047	34,426
<b>Foreign Affairs, Defence and Trade</b>			
Staff costs	478,792	493,891	449,335
Administrative costs	47,669	52,654	33,437
<b>Legal and Constitutional Affairs</b>			
Staff costs	604,366	600,090	663,717
Administrative costs	66,976	98,322	55,074
<b>Rural and Regional Affairs and Transport</b>			
Staff costs	467,538	406,264	481,201
Administrative costs	90,726	107,246	61,644

**Joint Comm - Corporations and Financial Services**

Staff costs	313,276	240,863	278,654
Administrative costs	31,358	46,502	32,127

**Law Enforcement/Aust Comm for Law Enforcement Integrity**

Staff costs	331,178	284,372	342,936
Administrative costs	5,182	1,839	2,894

**Law Enforcement/Aust Comm for Law Enforcement Integrity**

Staff costs	-	-	-
Administrative costs	38,480	39,573	29,705

**Law Enforcement/Aust Comm for Law Enforcement Integrity**

Staff costs	-	-	-
Administrative costs	24,399	12,258	12,781

**Agricultural and Related Industries**

Staff costs	63,754	146,829	34,091
Administrative costs	21,061	29,732	9,078

**State Government Financial Management**

Staff costs	348	-	-
Administrative costs	7,376	-	0

**Scrutiny of New Taxes**

Staff costs	-	-	99,297
Administrative costs	-	-	26,723

**Select Committee on Australia's Food Processing Sector**

Staff costs	1,959	-	-
Administrative costs	4,027	-	599

**Regional & Remote Indigenous Communities Select Committee**

Staff costs	220,945	284,081	81,986
-------------	---------	---------	--------



Administrative costs	79,925	59,819	3,411
<b>Reform of the Australian Federation</b>			
Staff costs	-	3,746	36,192
Administrative costs	-	53	11,037
<b>Fuel &amp; Energy</b>			
Staff costs	255,246	296,814	69,513
Administrative costs	79,652	30,468	13,607
<b>National Broadband Network</b>			
Staff costs	172,174	137,092	-
Administrative costs	41,340	38,158	15
<b>Select Committee on Men's Health</b>			
Staff costs	29,268	-	395
Administrative costs	11,258	461	-
<b>Select Committee on Climate Policy</b>			
Staff costs	14,767	-	919
Administrative costs	25,218	9,138	-
<b>Gambling Reform</b>			
Staff costs	-	-	238,050
Administrative costs	-	-	35,890
<b>Christmas Island Tragedy</b>			
Staff costs	-	-	-
Administrative costs	-	-	13,785
<b>Joint Sel Comm - Aust Immigration Detention Network</b>			
Staff costs	-	-	-
Administrative costs	-	-	93
<b>Committees Executive</b>	762,277	686,228	703,749
<b>Total Committees</b>	<b>7,126,588</b>	<b>7,009,125</b>	<b>6,669,357</b>

Committee Office FTE 1991/92 to 2010/11

