



AUSTRALIAN SENATE

CLERK OF THE SENATE

PARLIAMENT HOUSE  
CANBERRA ACT 2600  
TEL: (02) 6277 3350  
FAX: (02) 6277 3199  
E-mail: [clerk.sen@aph.gov.au](mailto:clerk.sen@aph.gov.au)

clletcomfp\_18458

22 May 2013

Ms Christine McDonald  
Secretary  
Finance and Public Administration Legislation Committee  
Parliament House  
CANBERRA ACT 2600

Dear Ms McDonald

**ESTIMATES HEARING 27 MAY 2013 – DEPARTMENT OF THE SENATE**

In accordance with the usual practice, I attach the latest information, statistics and graphs of recent committee activity.

Yours sincerely

(Rosemary Laing) 

**SENATE COMMITTEE ACTIVITIES**  
**REPORT TO THE FINANCE AND PUBLIC ADMINISTRATION**  
**LEGISLATION COMMITTEE**

**BUDGET ESTIMATES – MAY 2013**

**RECENT TRENDS**

---

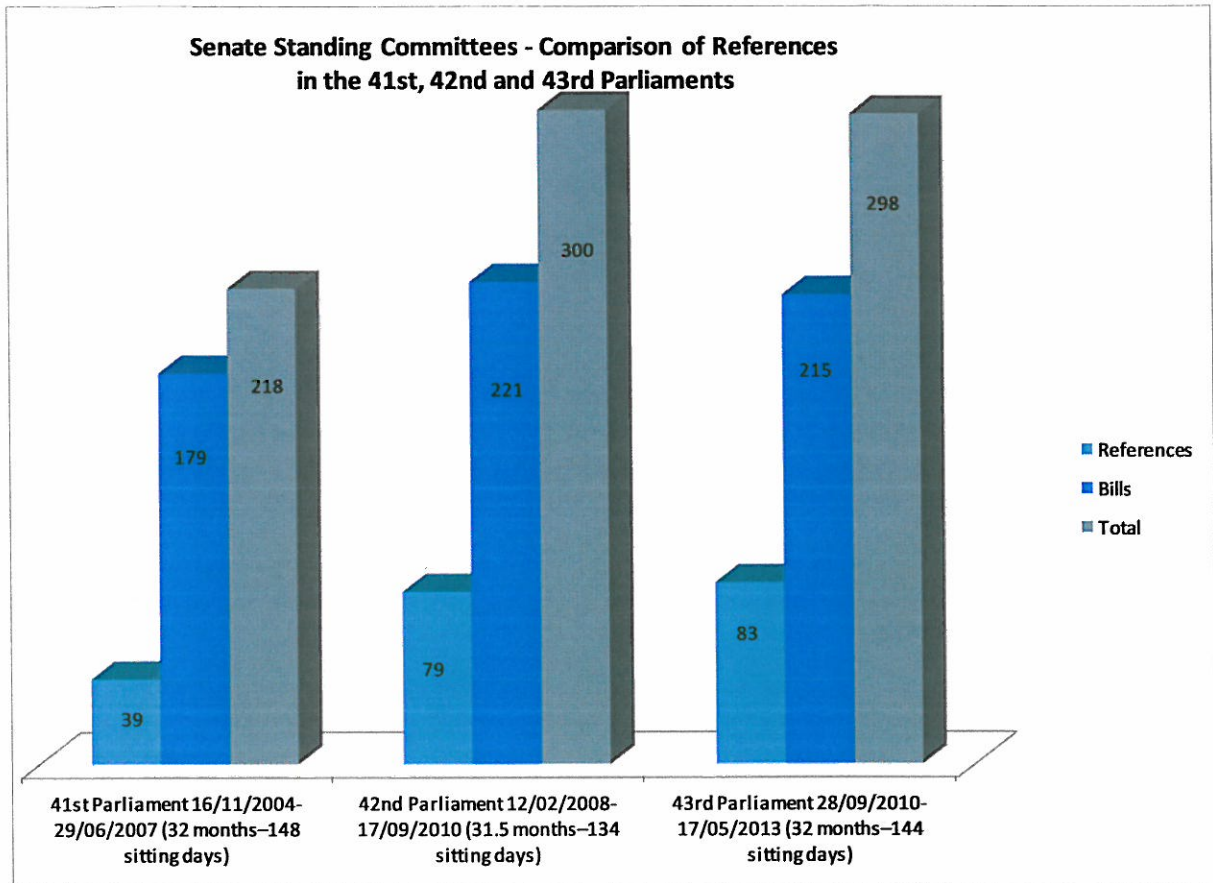
The following data shows trends and comparisons in the activities of Senate committees:

- The 42nd parliament experienced an increase in the total number of matters referred to standing committees, increasing from 234 in the 41st to 309 in the 42nd. So far in the 43rd Parliament (at 17 May 2013) there have been 298 matters referred. This compares to 300 matters referred after a similar period in the 42nd parliament and 218 in the 41st parliament. **(see graph 1).**
- The 42nd parliament also experienced an increase in the total number of committee reports tabled, rising from 396 in the 41st to 493 in the 42nd. Committee reports tabled thus far in the 43rd Parliament (at 17 May 2013) total 414. This compares to 462 reports tabled after a similar period in the 42nd parliament and 327 in the 41st parliament. **(see graph 3).**
- The number of public hearings (excluding estimates hearings) increased in 2012-13 to 168 (at 17 May 2013). 144 public hearings were held in 2011-12 and 118 in 2010-11. **(see graph 4).**
- The busiest committees at any one time during the 43rd parliament have been the Legal and Constitutional Affairs Committees, who have twice dealt with a maximum of 12 references at one time (in November 2010 and May 2011) and the Rural and Regional Affairs and Transport committees, who managed 12 references simultaneously during March 2013.
- Thus far in calendar year 2013, the Rural and Regional Affairs and Transport committees have tabled 12 reports, the Legal and Constitutional Affairs committees have tabled 11 and the Economics committees 10.
- Currently, two joint select committees administered by the Senate are in operation.

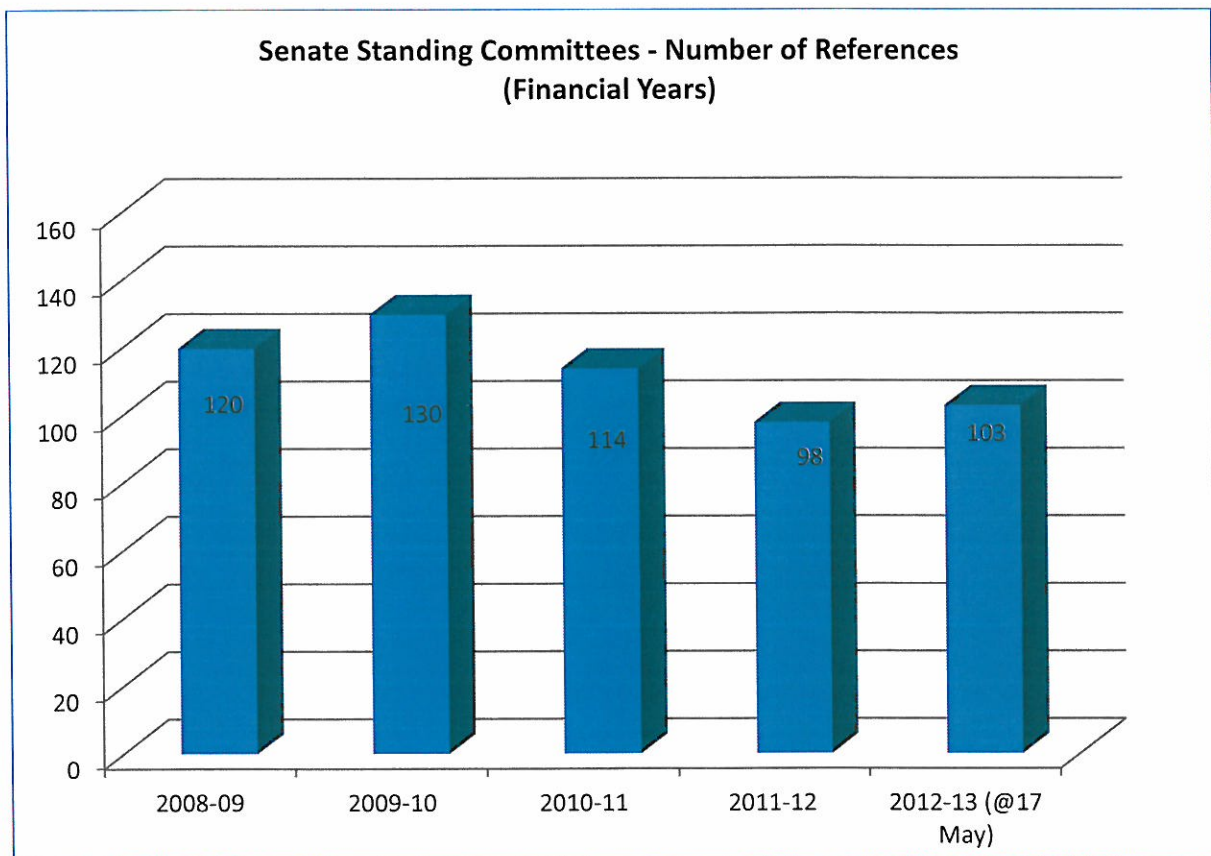
*Staffing:* at present, there are 59 Full Time Equivalent staff in the Committee Office (the average FTE year to date figure is 56). **(see FTE graph).** Over the past 12 months recruitment has been minimal.

*Cost of running Senate committee (budget 2012-13):* operational costs for the Committee Office are not expected to exceed the notional allocation of \$7 million. The attached financial summary includes costs incurred 'by category of committee' for the four years 2009-10 to 2012-13 (note that 2012-13 financial information includes projections to 30 June 2013, taken at 30 April 2013).

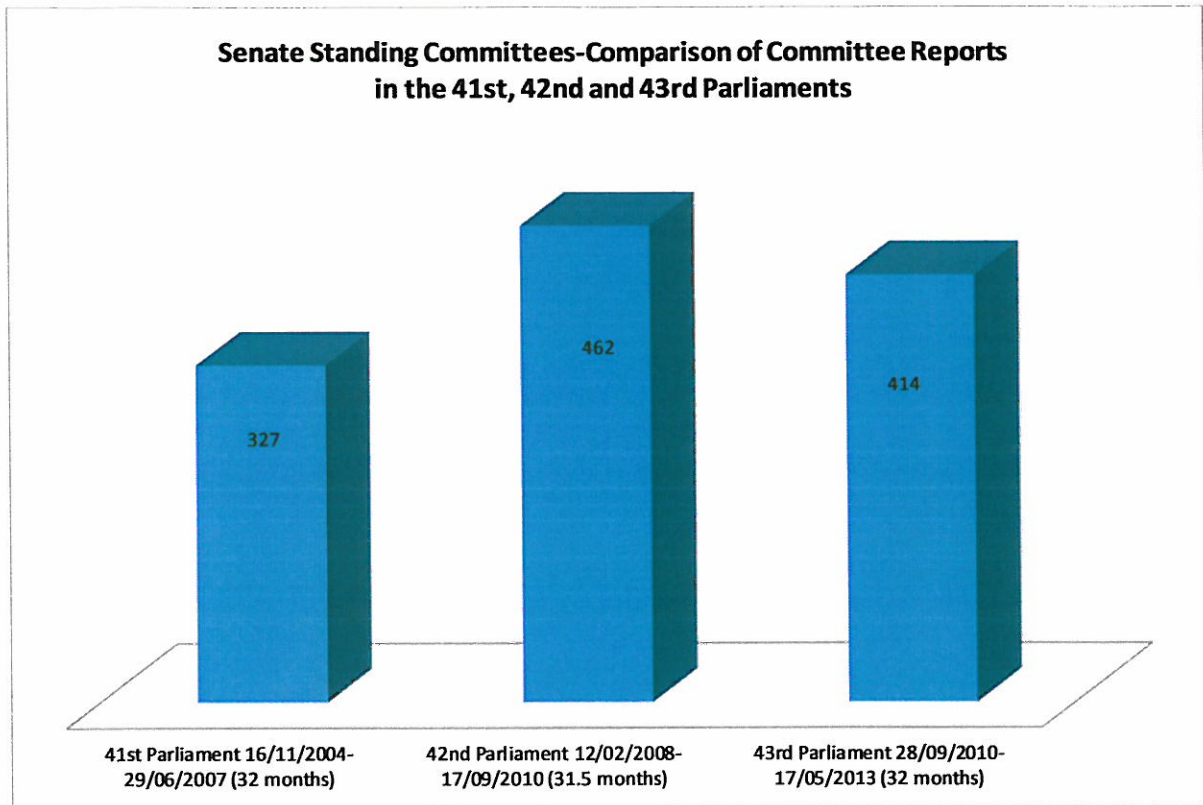
**Graph 1**



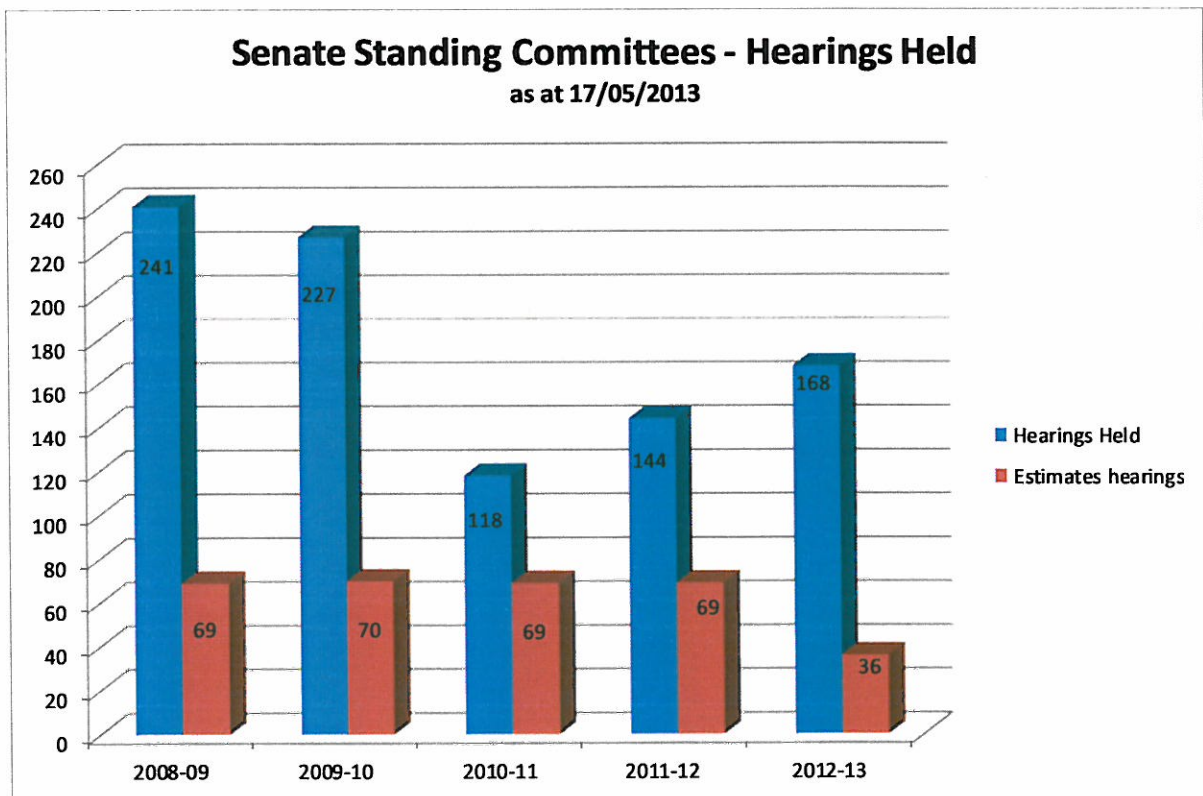
**Graph 2**



Graph 3



Graph 4



**SUMMARY COMPARISON OF COMMITTEE COSTS BY CATEGORY -  
STANDING, SELECT AND JOINT COMMITTEES – 2009-10 TO 2012-13**

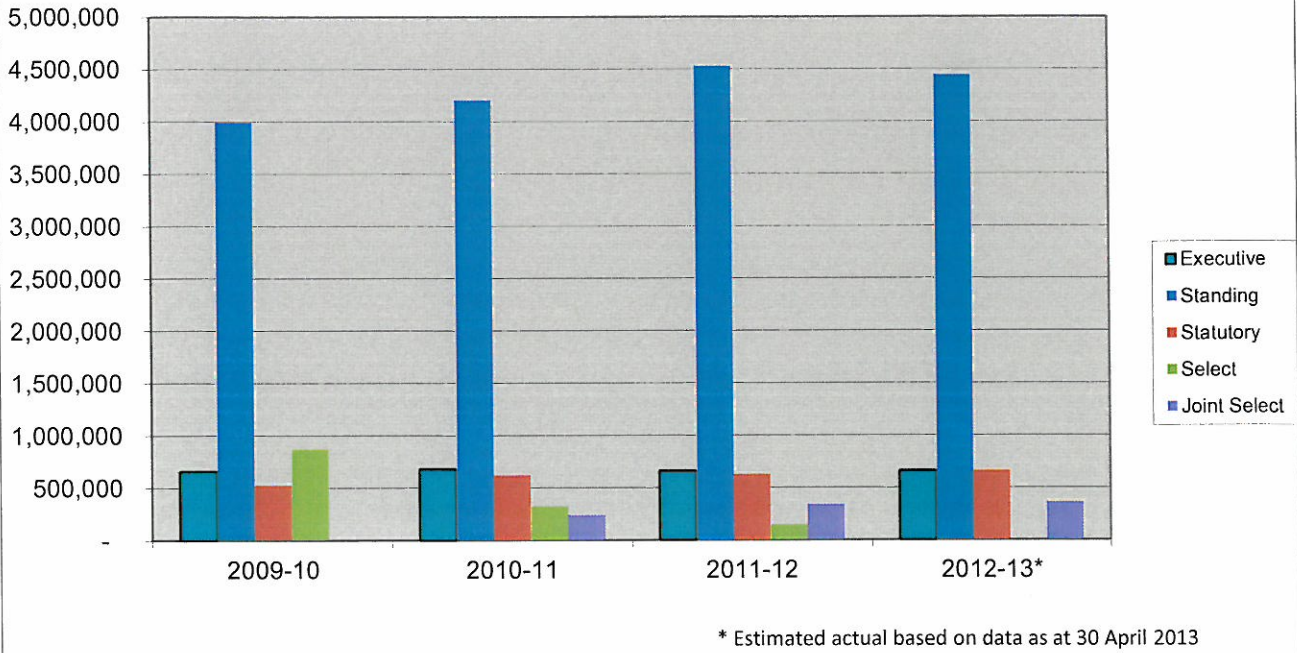
| <i>Expenses</i>                     | <i>2009-10</i>          | <i>2010-11</i>          | <i>2011-12</i>          | <i>2012-13*</i>         |
|-------------------------------------|-------------------------|-------------------------|-------------------------|-------------------------|
| <b><i>Executive</i></b>             |                         |                         |                         |                         |
| Staff Costs                         | 659,811                 | 680,982                 | 662,744                 | 662,963                 |
| Administrative Costs                | 26,418                  | 22,767                  | 18,944                  | 25,131                  |
| <b><i>Total Expenses</i></b>        | <b>686,228</b>          | <b>703,749</b>          | <b>681,688</b>          | <b>688,094</b>          |
| <b><i>Standing</i></b>              |                         |                         |                         |                         |
| Staff Costs                         | 3,992,496               | 4,202,414               | 4,528,798               | 4,444,207               |
| Administrative Costs                | 669,917                 | 390,730                 | 501,025                 | 302,080                 |
| <b><i>Total Expenses</i></b>        | <b>4,662,413</b>        | <b>4,593,144</b>        | <b>5,029,823</b>        | <b>4,746,287</b>        |
| <b><i>Statutory</i></b>             |                         |                         |                         |                         |
| Staff Costs                         | 525,235                 | 621,590                 | 627,266                 | 660,359                 |
| Administrative Costs                | 100,171                 | 77,507                  | 117,289                 | 70,522                  |
| <b><i>Total Expenses</i></b>        | <b>625,407</b>          | <b>699,097</b>          | <b>744,555</b>          | <b>730,881</b>          |
| <b><i>Select</i></b>                |                         |                         |                         |                         |
| Staff Costs                         | 867,248                 | 321,079                 | 144,071                 | -                       |
| Administrative Costs                | 167,829                 | 64,469                  | 44,869                  | 14,625                  |
| <b><i>Total Expenses</i></b>        | <b>1,035,077</b>        | <b>385,549</b>          | <b>188,940</b>          | <b>14,625</b>           |
| <b><i>Joint Select</i></b>          |                         |                         |                         |                         |
| Staff Costs                         | -                       | 238,050                 | 339,533                 | 360,653                 |
| Administrative Costs                | -                       | 49,769                  | 110,244                 | 28,519                  |
| <b><i>Total Expenses</i></b>        | <b>-</b>                | <b>287,818</b>          | <b>449,777</b>          | <b>389,172</b>          |
| <b><i>Total Program Expense</i></b> | <b><u>7,009,125</u></b> | <b><u>6,669,357</u></b> | <b><u>7,094,783</u></b> | <b><u>6,569,059</u></b> |

\* *Estimated actual - based on average monthly expenditure*

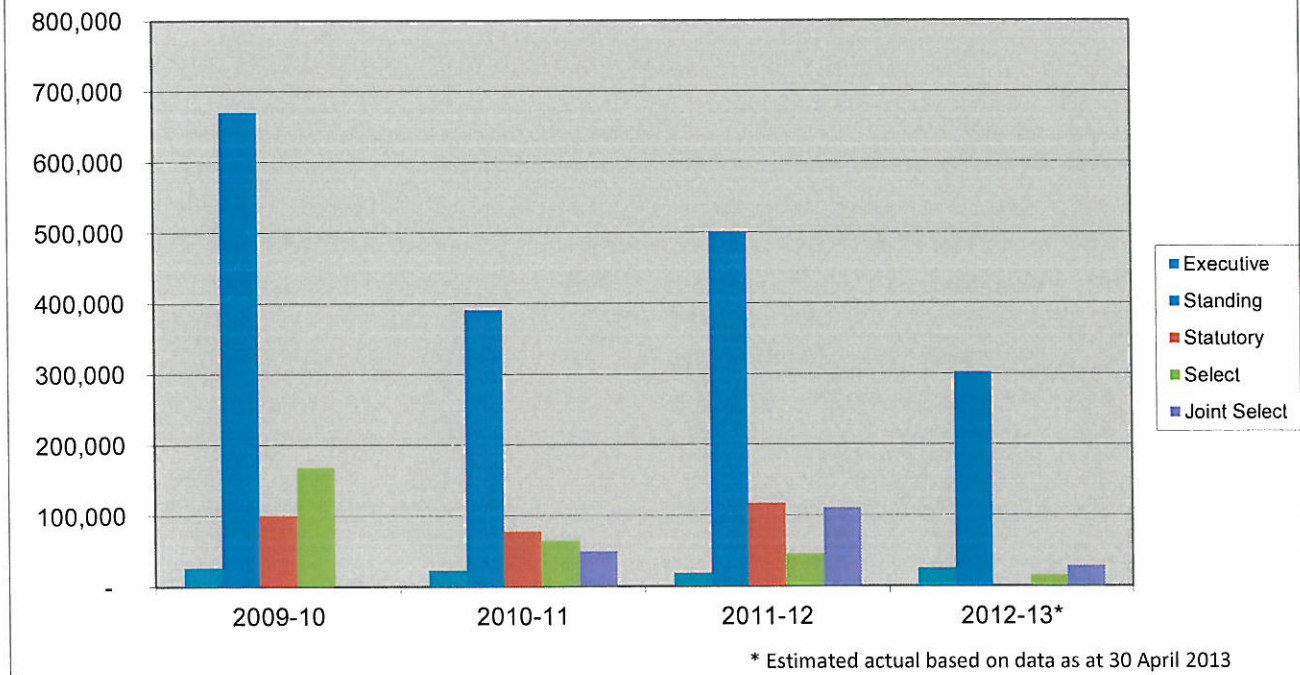
*Staff costs - the salaries of Senate staff working within the secretariat.*

*Administrative costs – includes advertising inquiries, refreshments at hearings, hire of hearing venues, flights and aircraft charters to attend hearings, printing etc.*

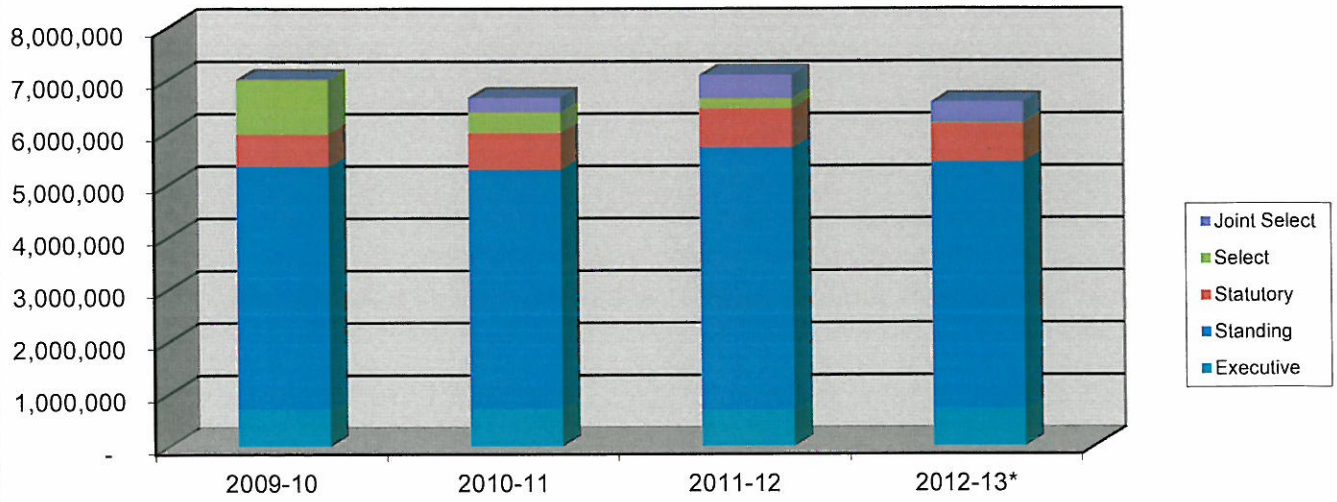
### Committee Office - Staff Costs



### Committee Office - Administrative Costs



### Committee Office - Total Expenditure



\* Estimated actual based on data as at 30 April 2013

### Committee Office FTE 2000/01 to 2012/13 (@ 15 May 2013)

