



AUSTRALIAN SENATE

PARLIAMENT HOUSE
CANBERRA ACT 2600
TEL: (02) 6277 3350
FAX: (02) 6277 3199
E-mail: clerk.sen@aph.gov.au

CLERK OF THE SENATE

clletcomfp_18070

10 May 2012

Ms Christine McDonald
Secretary
Finance and Public Administration Legislation Committee
Parliament House
CANBERRA ACT 2600

Dear Ms McDonald

ESTIMATES HEARING 21 MAY 2012 – DEPARTMENT OF THE SENATE

It has been a practice in the past to provide the Committee with regular updates about the costs and volume of activity of Senate committees.

Please see attached the latest information, statistics and graphs of recent committee activity and associated costs.

Yours sincerely

(Rosemary Laing)

SENATE COMMITTEE ACTIVITIES

REPORT TO THE FINANCE AND PUBLIC ADMINISTRATION LEGISLATION COMMITTEE – ESTIMATES MAY 2012

RECENT TRENDS

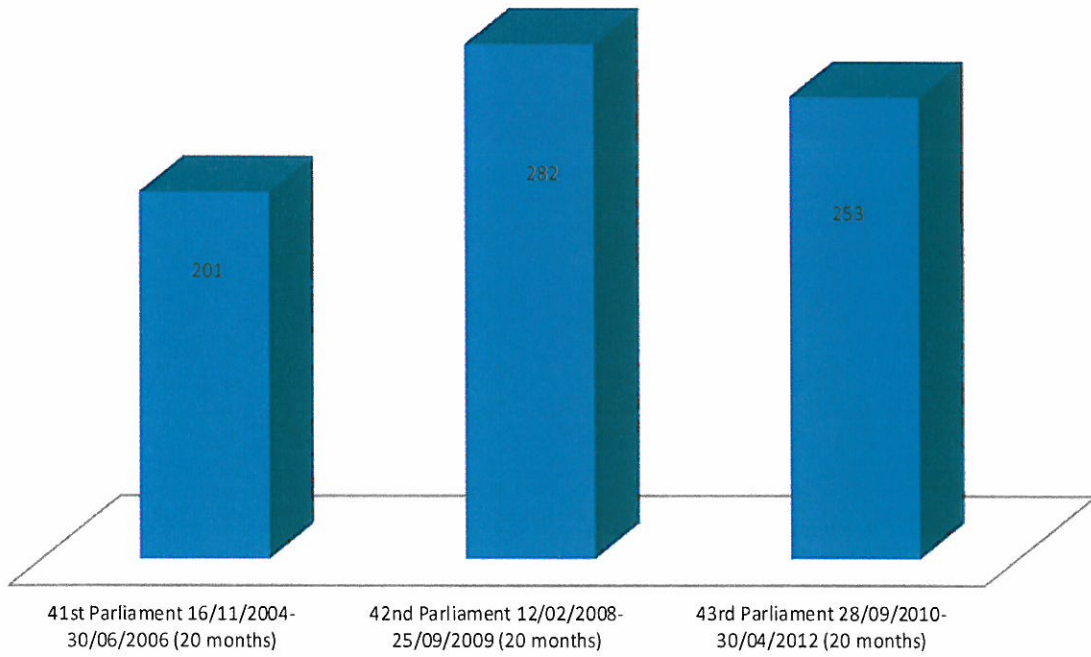
The following data shows trends and comparisons in the activities of Senate committees:

- The 42nd parliament experienced an increase in the total number of matters referred to standing committees, increasing from 234 in the 41st to 309 in the 42nd. So far in the 43rd Parliament (at 30 April 2012) there have been 170 matters referred. This compares to 192 matters referred after a similar period in the 42nd parliament and 130 in the 41st parliament.
- The 42nd parliament also experienced an increase in the total number of committee reports tabled, rising from 396 in the 41st to 493 in the 42nd. Committee reports tabled thus far in the 43rd Parliament (at 30 April 2012) total 253. This compares to 282 reports tabled after a similar period in the 42nd parliament and 201 in the 41st parliament.
- The busiest committees at any one time during the 42nd parliament were Economics (maximum of 14 references at one time) and Community Affairs (maximum of 14 references at one time). In the 43rd parliament, the Legal and Constitutional Affairs Committees have twice dealt with a maximum of 12 references at one time (in November 2010 and May 2011).
- Thus far in calendar year 2012, the Rural and Regional Affairs and Transport committees have tabled 10 reports and the Legal and Constitutional Affairs committees have tabled 7 reports.
- Currently, two select committees administered by the Senate are in operation (one Senate select committee and one joint select committee).

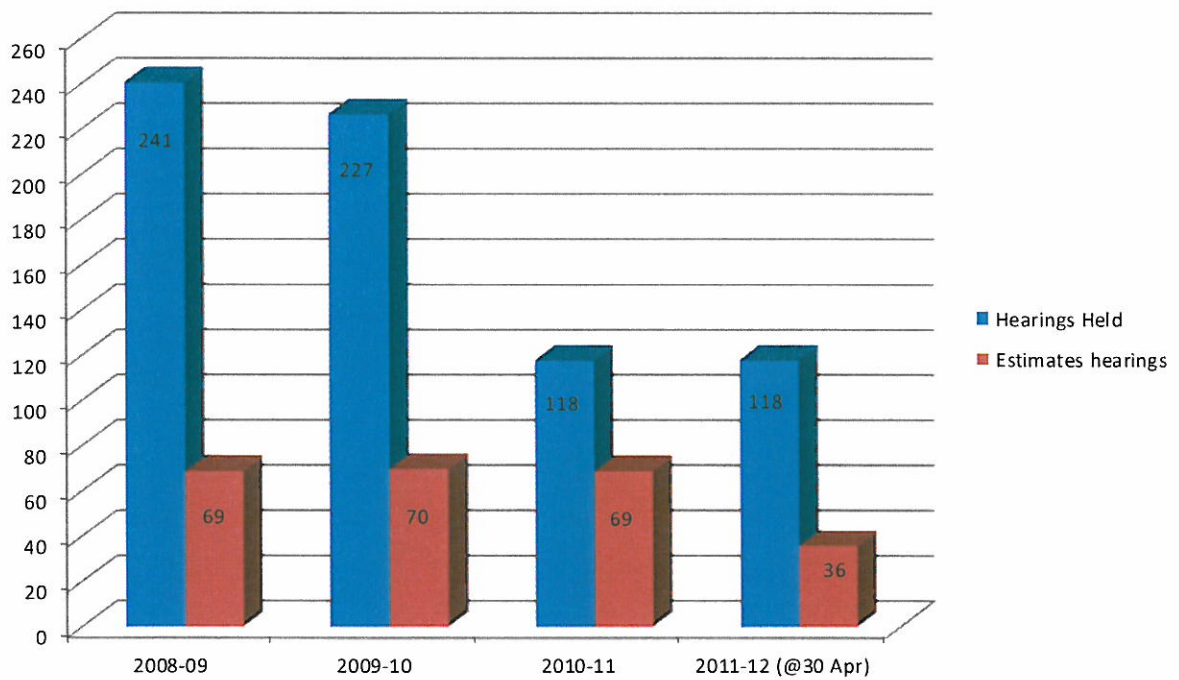
Staffing: the committee office FTE staffing level as at 30 April 2012 was 61. Recruitment is currently taking place to select a Principal Research Officer (PEL 1). This is both for planning purposes and to fill one vacancy at this level.

Cost of running Senate committee (budget 2011-12): operational costs for the Committee Office are not expected to exceed the notional allocation of \$7.19m. The attached financial summaries include the break-down of costs incurred 'by committee' for the four years 2008-09 to 2011-12 (note that 2011-12 financial information includes projections to 30 June 2012 taken at 30 April 2012).

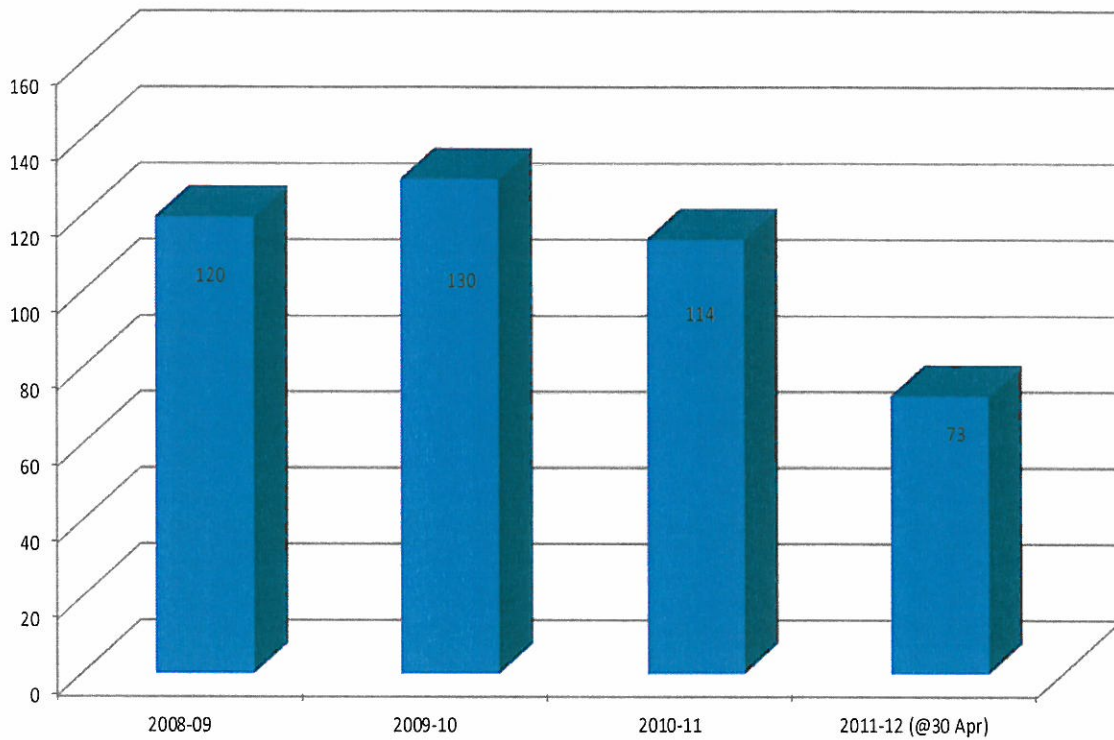
Senate Standing Committees-Comparison of Committee Reports in the 41st, 42nd and 43rd Parliaments



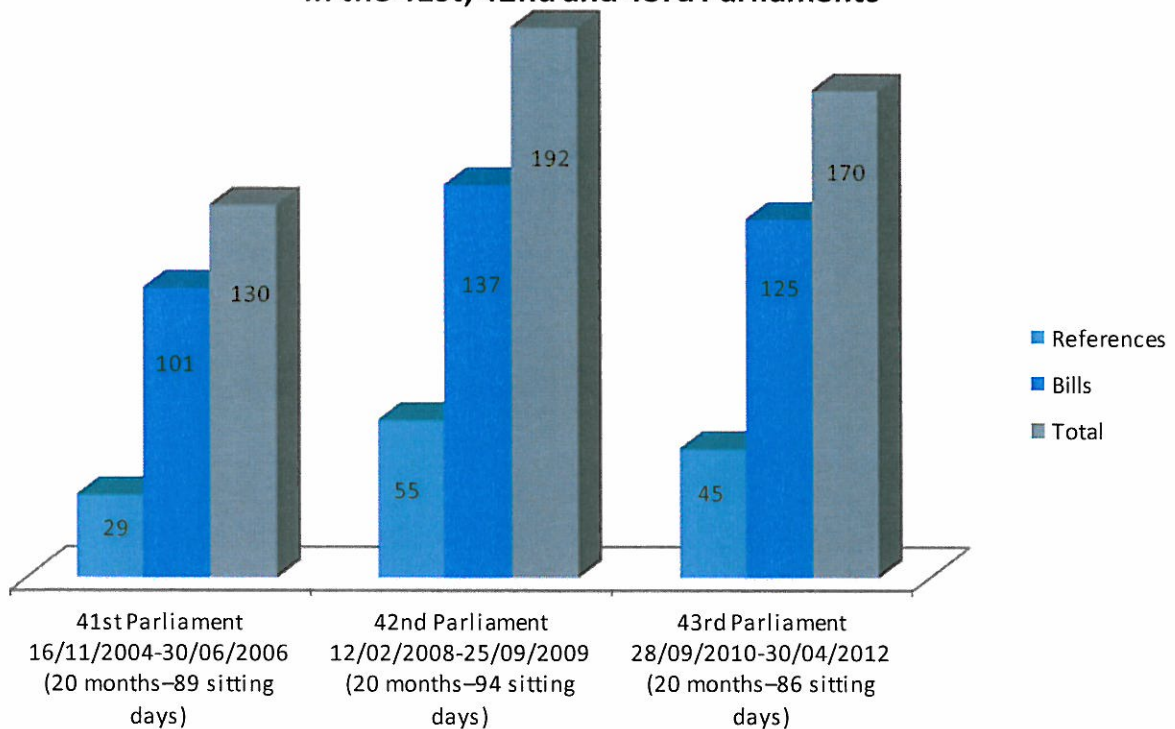
Senate Standing Committees - Hearings Held



Senate Standing Committees - Number of References



Senate Standing Committees - Comparison of References in the 41st, 42nd and 43rd Parliaments



**COMPARISON OF APPROXIMATE COMMITTEE COSTS BY CATEGORY -
STANDING, SELECT AND JOINT COMMITTEES – 2008-09 TO 2011-12**

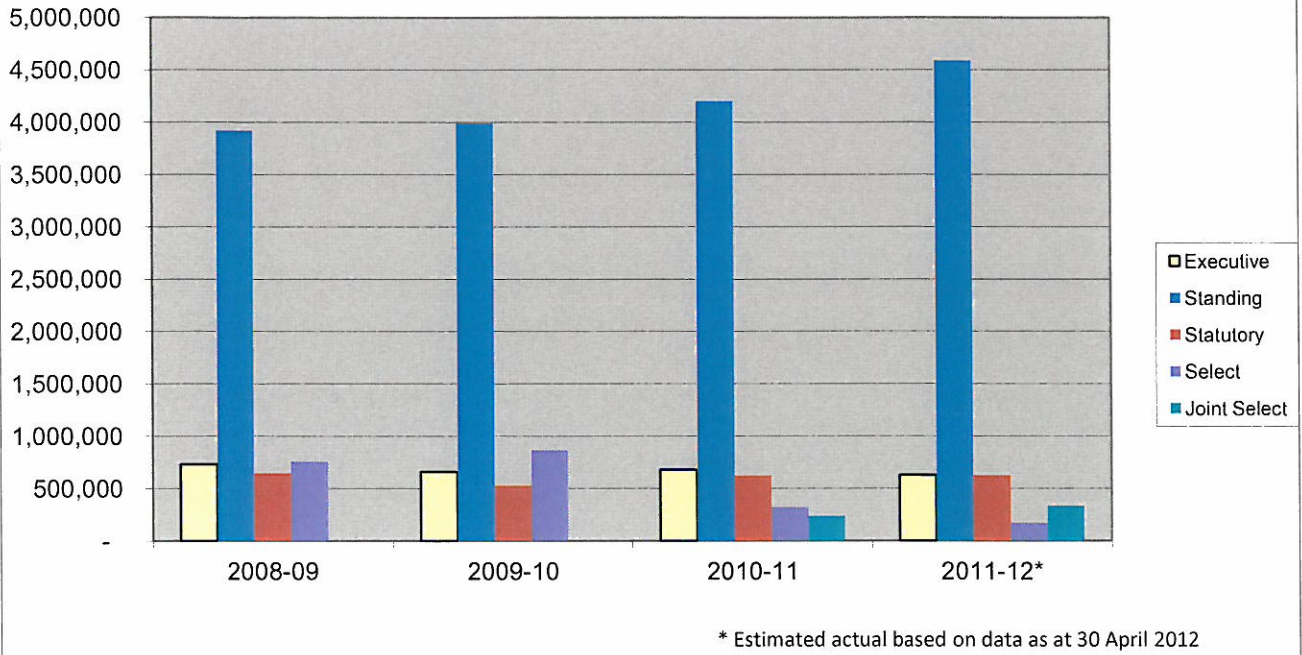
| <i>Expenses</i> | <i>2008-09</i> | <i>2009-10</i> | <i>2010-11</i> | <i>2011-12*</i> |
|-------------------------------------|-------------------------|-------------------------|-------------------------|-------------------------|
| <i>Executive</i> | | | | |
| Staff Costs | 730,947 | 659,811 | 680,982 | 628,468 |
| Administrative Costs | 31,330 | 26,418 | 22,767 | 18,088 |
| <i>Total Expenses</i> | 762,277 | 686,228 | 703,749 | 646,556 |
| <i>Standing</i> | | | | |
| Staff Costs | 3,923,416 | 3,992,496 | 4,202,414 | 4,590,538 |
| Administrative Costs | 668,702 | 669,917 | 390,730 | 489,825 |
| <i>Total Expenses</i> | 4,592,119 | 4,662,413 | 4,593,144 | 5,080,363 |
| <i>Statutory</i> | | | | |
| Staff Costs | 644,454 | 525,235 | 621,590 | 622,388 |
| Administrative Costs | 99,420 | 100,171 | 77,507 | 125,851 |
| <i>Total Expenses</i> | 743,874 | 625,407 | 699,097 | 748,239 |
| <i>Select</i> | | | | |
| Staff Costs | 758,461 | 867,248 | 321,079 | 172,885 |
| Administrative Costs | 269,857 | 167,829 | 64,469 | 49,978 |
| <i>Total Expenses</i> | 1,028,318 | 1,035,077 | 385,549 | 222,863 |
| <i>Joint Select</i> | | | | |
| Staff Costs | - | - | 238,050 | 335,480 |
| Administrative Costs | - | - | 49,769 | 125,369 |
| <i>Total Expenses</i> | - | - | 287,818 | 460,848 |
| <i>Total Program Expense</i> | <u>7,126,588</u> | <u>7,009,125</u> | <u>6,669,357</u> | <u>7,158,869</u> |

* Estimated actual taken at 30 April 2012 - based on average monthly expenditure

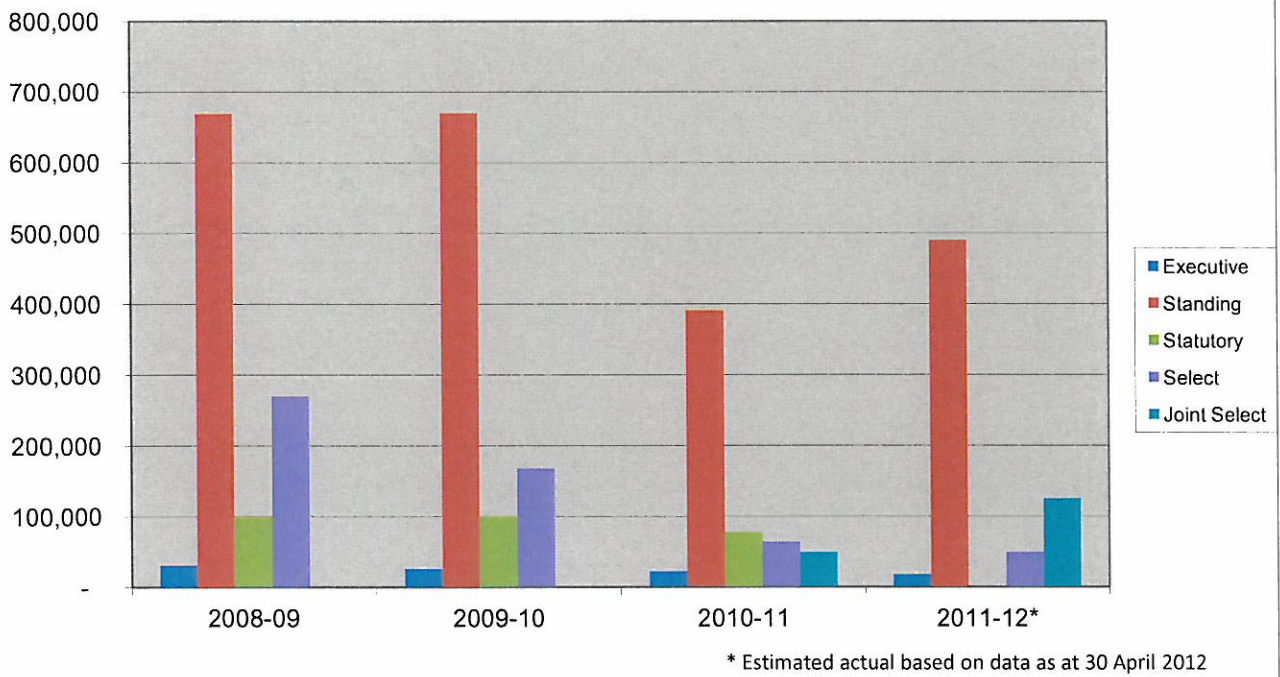
Staff costs - the salaries of Senate staff working within the secretariat.

Administrative costs – includes advertising inquiries, refreshments at hearings, hire of hearing venues, flights and aircraft charters to attend hearings, printing etc.

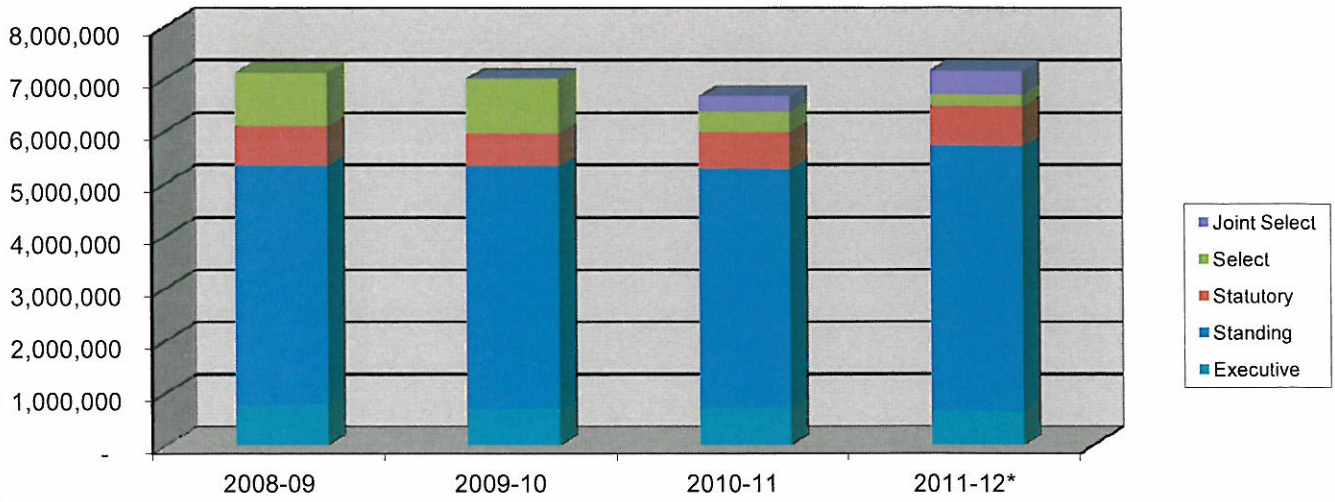
Committee Office - Staff Costs



Committee Office - Administrative Costs

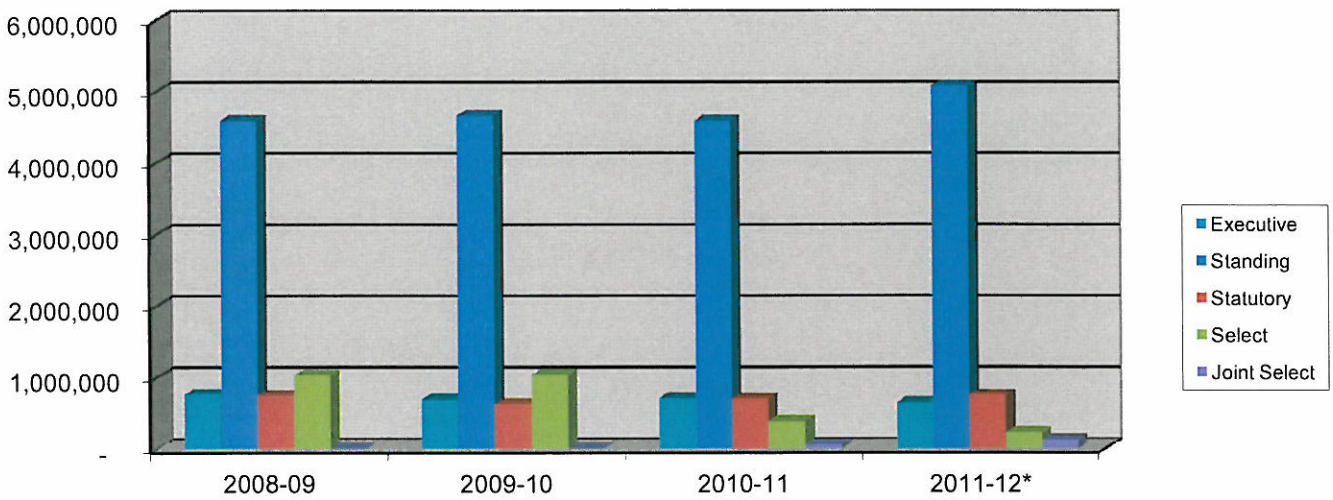


Committee Office - Total Expenditure



* Estimated actual based on data as at 30 April 2012

Committee Office - Total Expenditure



* Estimated actual based on data as at 30 April 2012

**SUMMARY COMPARISON OF APPROXIMATE COMMITTEE COSTS
BY INDIVIDUAL COMMITTEE – 2008-09 TO 2011-12**

| | <i>2008-09</i> | <i>2009-10</i> | <i>2010-11</i> | <i>2011-12*</i> |
|--|----------------|----------------|----------------|-----------------|
| Standing Committees | | | | |
| Community Affairs | | | | |
| Staff costs | 525,651 | 536,769 | 596,196 | 664,771 |
| Administrative costs | 111,546 | 115,247 | 66,374 | 106,454 |
| Economics | | | | |
| Staff costs | 555,361 | 565,300 | 665,351 | 636,606 |
| Administrative costs | 111,257 | 110,497 | 61,205 | 49,362 |
| Education, Employment and Workplace Relations | | | | |
| Staff costs | 482,181 | 439,807 | 420,376 | 549,834 |
| Administrative costs | 86,450 | 64,630 | 28,136 | 60,077 |
| Environment, Communications and the Arts | | | | |
| Staff costs | 356,511 | 529,487 | 525,328 | 481,099 |
| Administrative costs | 82,848 | 61,272 | 50,434 | 43,217 |
| Finance and Public Administration | | | | |
| Staff costs | 453,016 | 420,888 | 400,910 | 407,887 |
| Administrative costs | 71,230 | 60,047 | 34,426 | 31,109 |
| Foreign Affairs, Defence and Trade | | | | |
| Staff costs | 478,792 | 493,891 | 449,335 | 497,509 |
| Administrative costs | 47,669 | 52,654 | 33,437 | 55,918 |
| Legal and Constitutional Affairs | | | | |
| Staff costs | 604,366 | 600,090 | 663,717 | 746,947 |
| Administrative costs | 66,976 | 98,322 | 55,074 | 45,351 |
| Rural and Regional Affairs and Transport | | | | |
| Staff costs | 467,538 | 406,264 | 481,201 | 605,883 |
| Administrative costs | 90,726 | 107,246 | 61,644 | 98,337 |

Statutory Committees**Joint Comm on Corporations and Financial Services**

| | | | | |
|-------------|---------|---------|---------|---------|
| Staff costs | 313,276 | 240,863 | 278,654 | 336,032 |
|-------------|---------|---------|---------|---------|

| | | | | |
|----------------------|--------|--------|--------|--------|
| Administrative costs | 31,358 | 46,502 | 32,127 | 75,955 |
|----------------------|--------|--------|--------|--------|

Law Enforcement/Aust Comm for Law Enforcement Integrity

| | | | | |
|-------------|---------|---------|---------|---------|
| Staff costs | 331,178 | 284,372 | 342,936 | 286,357 |
|-------------|---------|---------|---------|---------|

| | | | | |
|----------------------|--------|--------|--------|--------|
| Administrative costs | 68,062 | 53,670 | 45,380 | 49,895 |
|----------------------|--------|--------|--------|--------|

Select Committees**Agricultural and Related Industries**

| | | | | |
|-------------|--------|---------|--------|---|
| Staff costs | 63,754 | 146,829 | 34,091 | - |
|-------------|--------|---------|--------|---|

| | | | | |
|----------------------|--------|--------|-------|---|
| Administrative costs | 21,061 | 29,732 | 9,078 | - |
|----------------------|--------|--------|-------|---|

State Government Financial Management

| | | | | |
|-------------|-----|---|---|---|
| Staff costs | 348 | - | - | - |
|-------------|-----|---|---|---|

| | | | | | |
|----------------------|-------|---|---|---|----|
| Administrative costs | 7,376 | - | 0 | - | 57 |
|----------------------|-------|---|---|---|----|

Scrutiny of New Taxes

| | | | | |
|-------------|---|---|--------|---------|
| Staff costs | - | - | 99,297 | 172,885 |
|-------------|---|---|--------|---------|

| | | | | |
|----------------------|---|---|--------|--------|
| Administrative costs | - | - | 26,723 | 43,524 |
|----------------------|---|---|--------|--------|

Australia's Food Processing Sector

| | | | | |
|-------------|-------|---|---|---|
| Staff costs | 1,959 | - | - | - |
|-------------|-------|---|---|---|

| | | | | |
|----------------------|-------|---|-----|-------|
| Administrative costs | 4,027 | - | 599 | 3,448 |
|----------------------|-------|---|-----|-------|

Regional & Remote Indigenous Communities Select Committee

| | | | | |
|-------------|---------|---------|--------|---|
| Staff costs | 220,945 | 284,081 | 81,986 | - |
|-------------|---------|---------|--------|---|

| | | | | |
|----------------------|--------|--------|-------|---|
| Administrative costs | 79,925 | 59,819 | 3,411 | - |
|----------------------|--------|--------|-------|---|

Reform of the Australian Federation

| | | | | |
|-------------|---|-------|--------|---|
| Staff costs | - | 3,746 | 36,192 | - |
|-------------|---|-------|--------|---|

| | | | | |
|----------------------|---|----|--------|-------|
| Administrative costs | - | 53 | 11,037 | 3,062 |
|----------------------|---|----|--------|-------|

| | | | | |
|---|------------------|------------------|------------------|------------------|
| Fuel & Energy | | | | |
| Staff costs | 255,246 | 296,814 | 69,513 | - |
| Administrative costs | 79,652 | 30,468 | 13,607 | - |
| National Broadband Network | | | | |
| Staff costs | 172,174 | 137,092 | - | - |
| Administrative costs | 41,340 | 38,158 | 15 | - |
| Men's Health | | | | |
| Staff costs | 29,268 | - | 395 | - |
| Administrative costs | 11,258 | 461 | - | - |
| Climate Policy | | | | |
| Staff costs | 14,767 | - | 919 | - |
| Administrative costs | 25,218 | 9,138 | - | - |
| Joint/Select Committees | | | | |
| Gambling Reform | | | | |
| Staff costs | - | - | 238,050 | 335,480 |
| Administrative costs | - | - | 35,890 | 34,449 |
| Christmas Island Tragedy | | | | |
| Staff costs | - | - | - | - |
| Administrative costs | - | - | 13,785 | 1,958 |
| Aust Immigration Detention Network | | | | |
| Staff costs | - | - | - | - |
| Administrative costs | - | - | 93 | 88,962 |
| Committees Executive | 762,277 | 686,228 | 703,749 | 646,556 |
| Total Committees | 7,126,588 | 7,009,125 | 6,669,357 | 7,158,869 |

* Estimated actual - based on average monthly expenditure

Committee Office FTE 2000/01 to 2011/12 (@ 30 April)

