



AUSTRALIAN SENATE

PARLIAMENT HOUSE
CANBERRA ACT 2600
TEL: (02) 6277 3350
FAX: (02) 6277 3199
E-mail: clerk.sen@aph.gov.au

CLERK OF THE SENATE

clletcomfp_18360

6 February 2013

Ms Christine McDonald
Secretary
Finance and Public Administration Legislation Committee
Parliament House
CANBERRA ACT 2600

Dear Ms McDonald

ESTIMATES HEARING 11 FEBRUARY 2013 – DEPARTMENT OF THE SENATE

In accordance with the usual practice, I attach the latest information, statistics and graphs of recent committee activity.

Yours sincerely

(Rosemary Laing)

SENATE COMMITTEE ACTIVITIES
REPORT TO THE FINANCE AND PUBLIC ADMINISTRATION
LEGISLATION COMMITTEE

ADDITIONAL ESTIMATES - FEBRUARY 2013
RECENT TRENDS

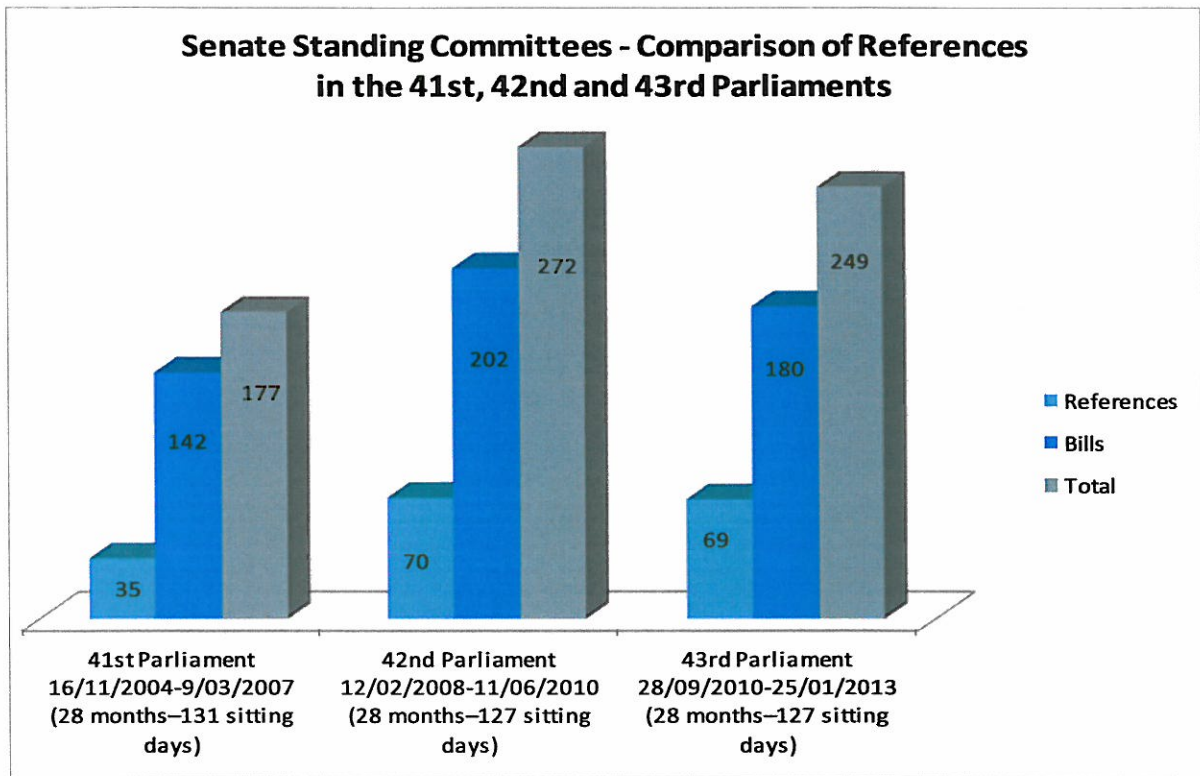
The following data shows trends and comparisons in the activities of Senate committees:

- The 42nd parliament experienced an increase in the total number of matters referred to standing committees, increasing from 234 in the 41st to 309 in the 42nd. So far in the 43rd Parliament (at 25 January 2013) there have been 249 matters referred. This compares to 272 matters referred after a similar period in the 42nd parliament and 177 in the 41st parliament. (see **Graph 1**).
- The 42nd parliament also experienced an increase in the total number of committee reports tabled, rising from 396 in the 41st to 493 in the 42nd. Committee reports tabled thus far in the 43rd Parliament (at 25 January 2013) total 348. This compares to 386 reports tabled after a similar period in the 42nd parliament and 271 in the 41st parliament. (see **Graph 2**).
- The number of public hearings (excluding estimates hearings) increased in 2011-12 to 144 from 118 in 2010-11. 227 public hearings were held in 2009-10. (see **graph 4**).
- The busiest committees at any one time during the 42nd parliament were Economics (maximum of 14 references at one time) and Community Affairs (maximum of 14 references at one time). In the 43rd parliament, the Legal and Constitutional Affairs Committees have twice dealt with a maximum of 12 references at one time (in November 2010 and May 2011). More recently, in December 2012, both the Legal and Constitutional Affairs and the Rural and Regional Affairs and Transport committees were managing 10 references at once.
- In calendar year 2012, the Legal and Constitutional Affairs committees tabled 31 reports, the Rural and Regional Affairs and Transport committees 19, and the Education, Employment and Workplace Relations committees and Community Affairs committees each tabled 18 reports.
- Currently, two joint select committees administered by the Senate are in operation.

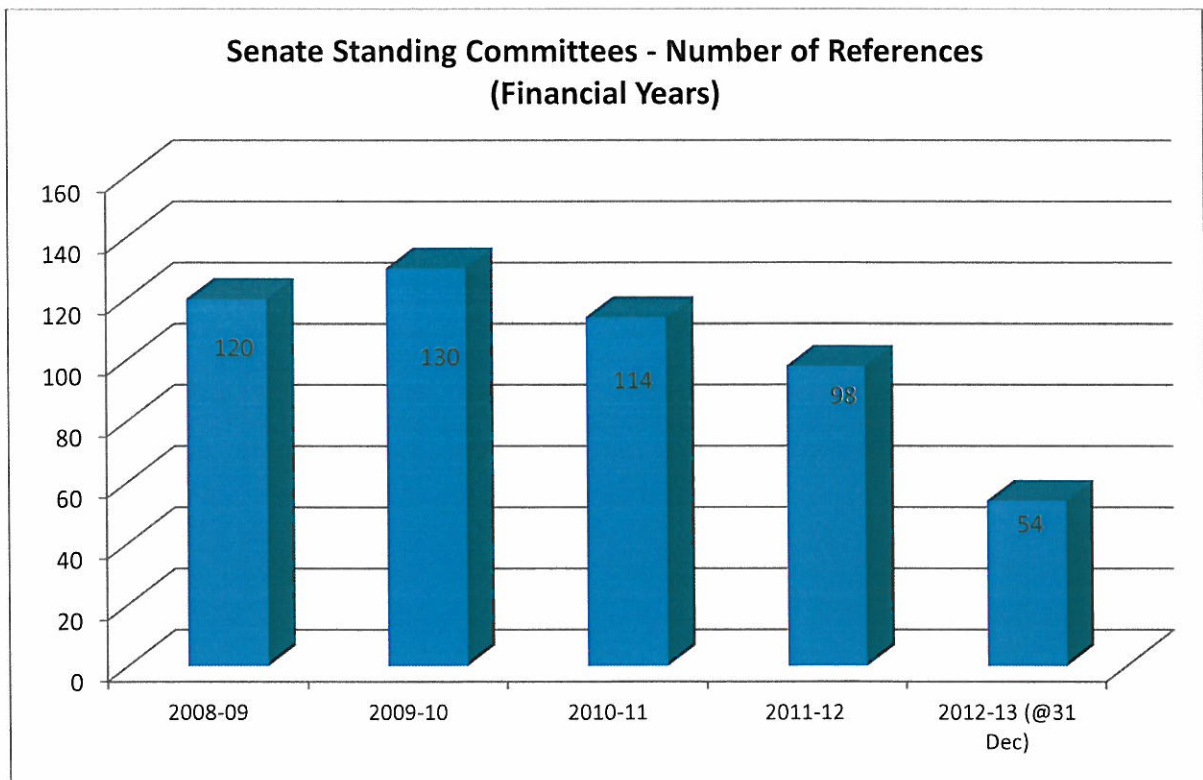
Staffing: at present, there are 56 Full Time Equivalent staff in the Committee Office (the average FTE year to date figure is 55). (see **FTE graph**). Over the past 12 months recruitment has been minimal.

Cost of running Senate committees: the break-down of costs incurred by the Committee Office for the four years 2008-09 to 2011-12 was included in the 10 October 2012 report to the Committee. This report will be updated in May 2013 when the costs incurred by the Committee Office for financial year 2012-2013 can be accurately projected. The Committee Office budget allocation for 2012-13 is \$7.26 million.

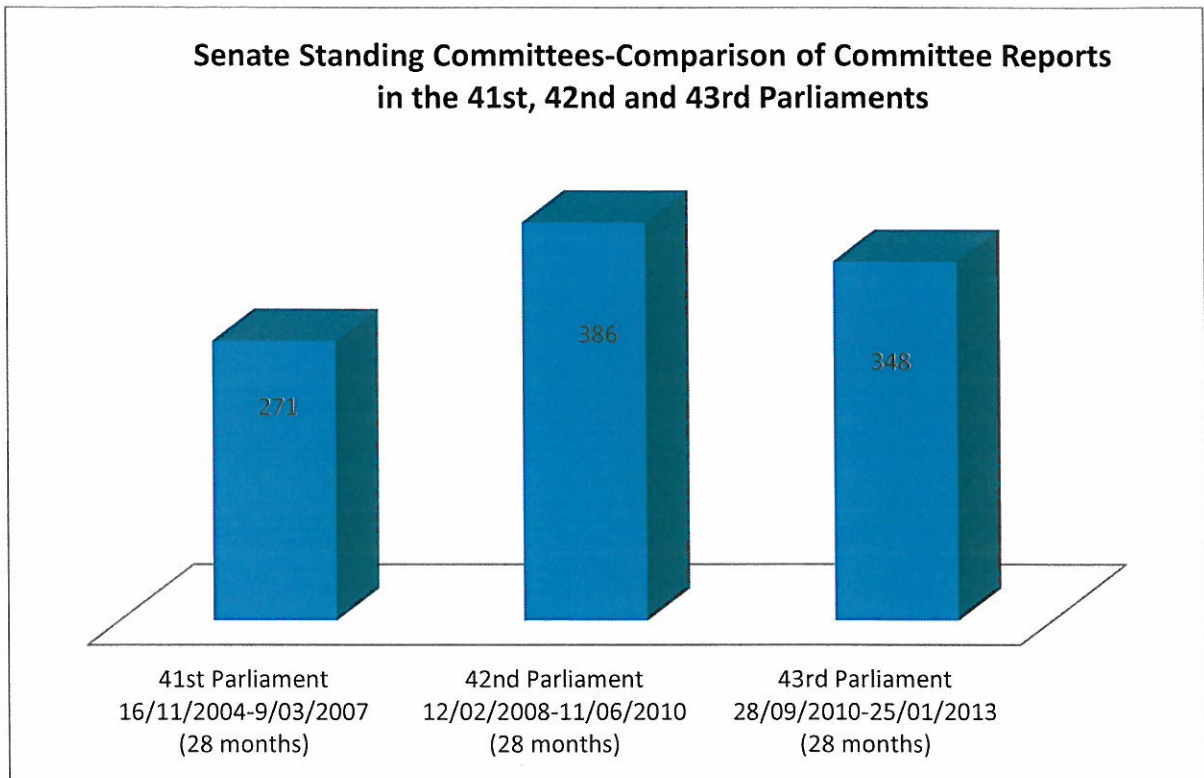
Graph 1



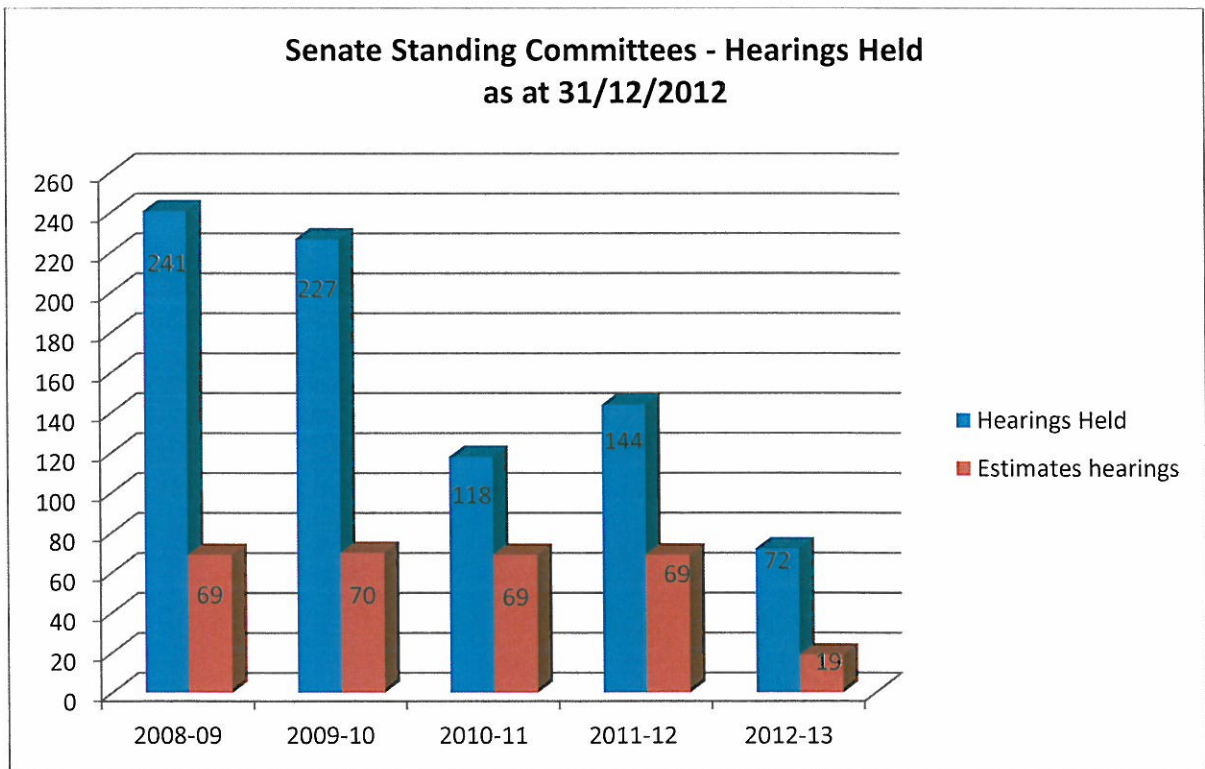
Graph 2



Graph 3



Graph 4



Committee Office FTE 2000/01 to 2012/13 (@ 30 Jan 2013)

