

Standing Committee on Finance and Public Administration

ANSWER TO QUESTION ON NOTICE

Finance and Deregulation Portfolio

Future Fund Management Agency

Additional Estimates Hearing – February 2008



Question: F81

Outcome: Enhanced capacity for the Australian Government to offset unfunded superannuation liabilities

Topic: Daily value and percentage change in global equities portfolio


Hansard Page: F&PA 7

Senator Brandis asked:

On each trading day between 1 July 2007 and 31 January 2008 how has the value of the global equities portfolio changed, using a single figure and a single percentage calculation each day?


Answer:

Please refer to the attachment provided.




International equities portfolio - 30/06/2007 to 31/01/2008

Date	Portfolio market value in AUD	% change in market value (ex impact of net contributions)
* Thursday, 5 July 2007	2,035,194,932	-0.20
Friday, 6 July 2007	2,044,364,817	0.45
Monday, 9 July 2007	2,337,464,835	0.24
Tuesday, 10 July 2007	2,312,520,192	-1.07
Wednesday, 11 July 2007	2,313,312,468	0.03
Thursday, 12 July 2007	2,344,964,366	1.37
Friday, 13 July 2007	2,354,869,347	0.42
Monday, 16 July 2007	2,351,409,081	-0.15
Tuesday, 17 July 2007	2,346,301,004	-0.22
Wednesday, 18 July 2007	2,619,664,169	-0.54
Thursday, 19 July 2007	2,636,492,522	0.64
Friday, 20 July 2007	2,612,998,824	-0.89
Monday, 23 July 2007	2,619,566,970	0.25
Tuesday, 24 July 2007	2,579,532,295	-1.53
Wednesday, 25 July 2007	2,861,135,621	-0.21
Thursday, 26 July 2007	2,799,426,966	-2.16
Friday, 27 July 2007	2,770,178,046	-1.04
Monday, 30 July 2007	2,787,610,334	0.63
Tuesday, 31 July 2007	3,075,670,028	0.02
Wednesday, 1 August 2007	3,061,546,796	-0.46
Thursday, 2 August 2007	3,076,185,195	0.48
Friday, 3 August 2007	3,023,148,143	-1.72
Monday, 6 August 2007	3,047,960,652	0.82
Tuesday, 7 August 2007	3,072,271,966	0.80
Wednesday, 8 August 2007	3,407,328,626	1.42
Thursday, 9 August 2007	3,339,784,994	-1.98
Friday, 10 August 2007	3,296,459,452	-1.30
Monday, 13 August 2007	3,321,017,502	0.74
Tuesday, 14 August 2007	3,278,825,404	-1.27
Wednesday, 15 August 2007	3,542,492,344	-1.02
Thursday, 16 August 2007	3,504,765,123	-1.06
Friday, 17 August 2007	3,558,538,301	1.53
Monday, 20 August 2007	3,576,290,883	0.50
Tuesday, 21 August 2007	3,663,837,998	0.32
Wednesday, 22 August 2007	3,820,802,394	1.27
Thursday, 23 August 2007	3,931,940,252	0.16
Friday, 24 August 2007	4,055,300,766	0.68
Monday, 27 August 2007	4,037,203,649	-0.45
Tuesday, 28 August 2007	3,958,704,382	-1.80
Wednesday, 29 August 2007	4,049,293,683	1.25
Thursday, 30 August 2007	4,060,398,710	0.27
Friday, 31 August 2007	4,479,414,684	1.34
Monday, 3 September 2007	4,479,537,934	0.00
Tuesday, 4 September 2007	4,616,787,099	0.70
Wednesday, 5 September 2007	4,700,287,693	-1.25
Thursday, 6 September 2007	4,821,591,212	0.34
Friday, 7 September 2007	4,742,305,957	-1.64
Monday, 10 September 2007	4,716,007,069	-0.55
Tuesday, 11 September 2007	4,928,651,652	1.29
Wednesday, 12 September 2007	5,109,111,001	0.10



Thursday, 13 September 2007	5,295,968,686	0.70
Friday, 14 September 2007	5,287,466,418	-0.16
Monday, 17 September 2007	5,251,139,317	-0.69
Tuesday, 18 September 2007	5,345,742,399	1.80
Wednesday, 19 September 2007	5,804,895,944	1.20
Thursday, 20 September 2007	5,769,750,307	-0.61
Friday, 21 September 2007	5,788,487,139	0.32
Monday, 24 September 2007	5,774,175,758	-0.25
Tuesday, 25 September 2007	5,764,558,301	-0.17
Wednesday, 26 September 2007	5,732,162,444	0.43
Thursday, 27 September 2007	5,773,696,705	0.72
Friday, 28 September 2007	6,011,855,368	-0.20
Monday, 1 October 2007	6,060,534,886	0.81
Tuesday, 2 October 2007	6,081,457,363	0.35
Wednesday, 3 October 2007	5,931,175,397	-0.16
Thursday, 4 October 2007	5,935,381,724	0.07
Friday, 5 October 2007	5,974,590,835	0.66
Monday, 8 October 2007	5,958,095,422	-0.28
Tuesday, 9 October 2007	5,996,694,631	0.65
Wednesday, 10 October 2007	6,169,148,058	-0.01
Thursday, 11 October 2007	6,176,931,443	0.13
Friday, 12 October 2007	6,186,404,487	0.15
Monday, 15 October 2007	6,140,733,112	-0.74
Tuesday, 16 October 2007	6,108,045,988	-0.53
Wednesday, 17 October 2007	6,557,616,692	0.09
Thursday, 18 October 2007	6,547,223,788	-0.16
Friday, 19 October 2007	6,435,879,360	-1.70
Monday, 22 October 2007	6,415,260,808	-0.32
Tuesday, 23 October 2007	6,455,639,381	0.63
Wednesday, 24 October 2007	6,904,014,267	-0.47
Thursday, 25 October 2007	6,916,204,009	0.18
Friday, 26 October 2007	6,991,618,435	1.09
Monday, 29 October 2007	7,038,238,084	0.67
Tuesday, 30 October 2007	7,002,151,922	-0.51
Wednesday, 31 October 2007	7,560,171,780	0.88
Thursday, 1 November 2007	7,436,779,696	-1.63
Friday, 2 November 2007	7,404,677,456	-0.43
Monday, 5 November 2007	7,347,454,132	-0.77
Tuesday, 6 November 2007	7,402,138,887	0.74
Wednesday, 7 November 2007	7,219,911,341	-1.82
Thursday, 8 November 2007	7,191,231,180	-0.40
Friday, 9 November 2007	7,099,251,415	-1.28
Monday, 12 November 2007	7,064,858,105	-0.48
Tuesday, 13 November 2007	7,159,131,272	1.34
Wednesday, 14 November 2007	7,205,048,871	0.19
Thursday, 15 November 2007	7,133,007,519	-1.00
Friday, 16 November 2007	7,115,983,727	-0.24
Monday, 19 November 2007	7,483,051,543	-1.75
Tuesday, 20 November 2007	7,542,193,113	0.79
Wednesday, 21 November 2007	7,446,197,636	-1.71
Thursday, 22 November 2007	7,464,941,752	0.25
Friday, 23 November 2007	7,574,367,830	1.47
Monday, 26 November 2007	7,486,047,422	-1.17
Tuesday, 27 November 2007	7,535,512,779	0.66



Wednesday, 28 November 2007	7,753,467,068	2.19
Thursday, 29 November 2007	7,805,531,267	0.67
Friday, 30 November 2007	7,872,926,396	0.86
Monday, 3 December 2007	7,835,868,310	-0.47
Tuesday, 4 December 2007	7,782,232,074	-0.69
Wednesday, 5 December 2007	7,944,995,900	1.59
Thursday, 6 December 2007	8,020,019,986	0.95
Friday, 7 December 2007	8,033,550,044	0.17
Monday, 10 December 2007	8,076,166,564	0.53
Tuesday, 11 December 2007	7,967,305,535	-1.35
Wednesday, 12 December 2007	8,067,534,011	0.17
Thursday, 13 December 2007	7,983,522,018	-1.04
Friday, 14 December 2007	7,938,073,194	-0.57
Monday, 17 December 2007	7,806,283,723	-1.66
Tuesday, 18 December 2007	7,822,682,836	0.21
Wednesday, 19 December 2007	7,999,786,842	-0.25
Thursday, 20 December 2007	8,036,143,298	0.45
Friday, 21 December 2007	8,141,850,225	1.32
Monday, 24 December 2007	8,186,297,937	0.55
Tuesday, 25 December 2007	8,203,080,123	0.20
Wednesday, 26 December 2007	8,213,558,370	0.13
Thursday, 27 December 2007	8,159,356,054	-0.66
Friday, 28 December 2007	8,158,363,149	-0.01
Monday, 31 December 2007	8,131,530,532	-0.33
Tuesday, 1 January 2008	8,132,396,416	0.01
Wednesday, 2 January 2008	8,055,464,397	-0.95
Thursday, 3 January 2008	8,046,589,425	-0.11
Friday, 4 January 2008	7,870,700,119	-2.18
Monday, 7 January 2008	7,865,314,881	-0.07
Tuesday, 8 January 2008	8,007,649,387	-0.72
Wednesday, 9 January 2008	8,041,536,146	0.35
Thursday, 10 January 2008	8,029,952,499	-0.14
Friday, 11 January 2008	7,947,077,667	-1.03
Monday, 14 January 2008	7,995,590,537	0.61
Tuesday, 15 January 2008	7,811,232,481	-2.30
Wednesday, 16 January 2008	7,681,245,580	-1.12
Thursday, 17 January 2008	7,567,413,990	-1.48
Friday, 18 January 2008	7,529,696,175	-0.50
Monday, 21 January 2008	7,328,571,133	-2.67
Tuesday, 22 January 2008	7,297,412,459	-0.43
Wednesday, 23 January 2008	7,501,821,433	0.38
Thursday, 24 January 2008	7,693,871,805	2.56
Friday, 25 January 2008	7,681,400,015	-0.16
Monday, 28 January 2008	7,677,169,609	-0.06
Tuesday, 29 January 2008	7,769,543,045	1.20
Wednesday, 30 January 2008	7,722,549,090	-0.60
Thursday, 31 January 2008	7,798,305,614	0.98

* Opening value represents settlement of trades completed on 29 June 2007 and accrued for year end reporting together with market movements over accrual period.