



AEC

Australian Electoral Commission

SM

Our Ref: 09/2923

Submission No 24a

Mr Mark Dreyfus QC MP
Chair
House Standing Committee on Legal and Constitutional Affairs
Parliament House
CANBERRA ACT 2600

RECEIVED
26 OCT 2009

BY: LACA

Dear Mr Dreyfus

Re Information regarding the source of enrolment forms

Thank you for providing the AEC with the opportunity to participate in the House of Representatives Standing Committee on Legal and Constitutional Affairs, Machinery of Referendums roundtable, conducted in Sydney on 14 October 2009.

I am writing in response to the Committee's request for information concerning where electors obtain their enrolment forms.

Attached is a report covering the period 1 July to 30 September 2009, noting sources of processed enrolment forms at national level, and for each State and Territory. A description of the enrolment form source codes is also enclosed.

Yours sincerely

Paul Dacey
Deputy Electoral Commissioner

20 October 2009



National and State Source Codes for Enrolment Forms Processed

1 July 2009 - 30 September 2009

Notes:

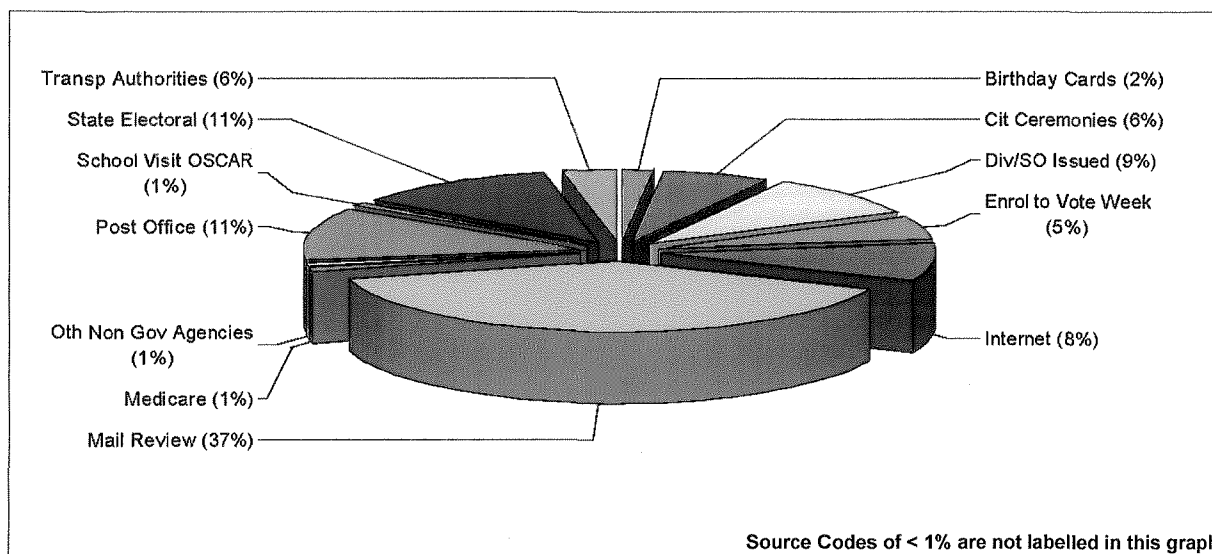
National and State Source Codes for Enrolment Forms Processed

Data in this report indicates source code for the Document Type: Enrolment Form where the Enrolment Types are:

- Change via Enrolment Form
- New Enrolment
- Reenrolment

National - Enrolment Forms Processed - All Source Codes

1 July 2009 - 30 September 2009



Document Source Code	Description	Number of Forms Processed								Total
		NSW	VIC	QLD	WA	SA	TAS	ACT	NT	
N/C	Unknown/Not Supplied	272	164	95	84	59	16	7	2	699
4	SO Adhoc Mailouts	1	1	2	0	45	0	0	0	49
7	Voter Advice 2007	10	14	6	2	10	0	3	31	76
9	TES Mail/Obj 2007	14	5	6	4	7	5	2	1	44
A	Sample Audit Fldwork	15	2	22	19	35	2	18	15	128
B	Bounty/Exit Schemes	1	2	1	1	1	1	0	0	7
C	Mail Review	51,749	30,180	18,187	13,113	7,747	4,032	2,587	1,353	128,948
*C	Attributed to M/Review	76	79	26	14	9	10	5	0	219
D	Div/SO Issued	8,000	10,319	6,287	4,044	2,152	803	118	119	31,842
D1	State Office issued	13	61	73	0	2	42	0	2	193
D2	POI Ack EFs	32	286	0	1,219	67	0	0	0	1,604
D3	Oth Non Gov Agencies	986	272	281	53	272	232	0	4	2,100
D4	SO displays	200	7	314	5	517	13	0	206	1,262
D5	NO issued	20	17	4	3	7	0	3	0	54
D6	Direct Elector	6	659	6	23	1	116	0	4	815
D7	DO Enrol Initiatives	72	45	35	2	0	0	0	0	154
D8	Other Initiatives	12	46	0	0	0	8	0	0	66
D9	DO other	52	8	162	0	56	1	0	16	295
DA	Council	0	17	1	0	0	2	0	0	20
DB	DO displays	25	32	13	0	0	6	0	0	76
E	State Electoral	562	27,471	1,947	3,023	3,131	1,594	127	204	38,059
E1	State Elections	0	0	2	1	0	0	0	0	3
E2	Local Govt Elections	0	0	1	1	0	0	0	0	2
E3	Local Govt Offices	0	0	0	0	6	0	0	0	6
F	Fieldwork (Non-SAF)	418	13	69	170	196	78	5	35	984
*F	Attributed to F/Work	1	0	0	0	0	0	0	0	1
G	Polling Place (Fed)	50	54	43	17	24	1	0	4	193
H	Elec Educ Centre	6	5	6	1	1	0	1	1	21
I	Internet	9,957	5,080	4,945	3,718	1,464	623	826	361	26,974
J	Medicare	621	302	520	299	127	128	52	11	2,060
J1	Centrelink	98	9	56	2	15	4	0	0	184

1. This report includes enrolled 17 year olds.

2. This report counts all electors including State Only electors.

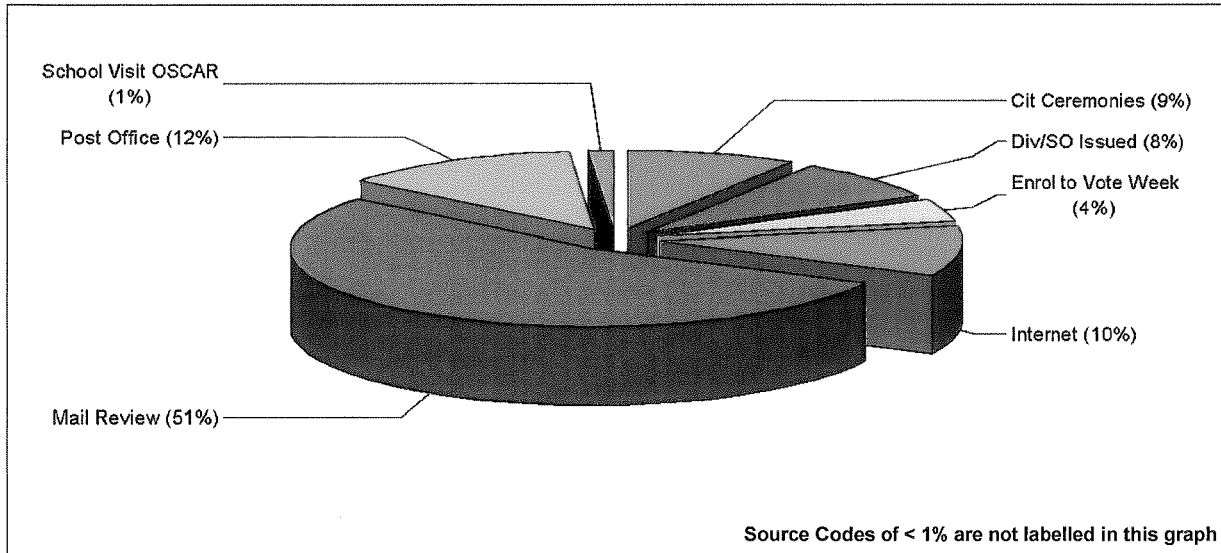
Document Source Code	Description	Number of Forms Processed								Total
		NSW	VIC	QLD	WA	SA	TAS	ACT	NT	
J2	Rural Trans centres	0	0	35	2	0	0	0	0	37
J3	Oth Gov Agencies	220	46	276	6	168	6	19	0	741
K	AP Movers Kit	2	0	0	1	0	0	2	0	5
L	Birthday Cards	770	0	2,717	1,383	1,026	484	223	2	6,605
N	Cit Ceremonies	8,810	5,894	3,426	2,479	1,027	191	462	142	22,431
N1	Cit Cerm Div FU	36	140	40	0	14	1	0	1	232
O	O Week	18	14	128	78	4	0	2	0	244
P	Post Office	12,367	7,965	8,354	3,968	3,489	1,237	577	560	38,517
Q	MPs and Parties	714	146	237	60	82	15	9	15	1,278
R	SO Special	5	387	4	0	2	547	4	0	949
S	School Visit OSCAR	1,305	172	261	55	64	0	0	8	1,865
S1	Com Visit OSCAR	283	23	179	61	1	16	0	1	564
S2	Indig Initiatives	0	1	0	22	0	0	0	0	23
T	Transp Authorities	51	1	19,423	0	2	0	0	0	19,477
V	NBR Addition	5	1	0	1	0	0	0	0	7
W	Enrol to Vote Week	4,474	5,227	2,261	2,518	2,327	305	236	283	17,631
X	Call Centre Trial	1	0	0	1	1	1	1	0	5
Y	Rock Enrol	2	0	6	0	0	1	0	0	9
Z	SMS Requests	1	0	0	0	0	0	0	0	1
Total		102,333	95,167	70,457	36,453	24,158	10,521	5,289	3,381	347,759

1. This report includes enrolled 17 year olds.

2. This report counts all electors including State Only electors.

New South Wales - Enrolment Forms Processed - All Source Codes

1 July 2009 - 30 September 2009



Document Source Code	Description	Forms Processed	% of Total
N/C	Unknown/Not Supplied	272	0%
4	SO Adhoc Mailouts	1	0%
7	Voter Advice 2007	10	0%
9	TES Mail/Obj 2007	14	0%
A	Sample Audit Fldwork (SAF)	15	0%
B	Bounty/Exit Schemes	1	0%
C	Mail Review	51,749	51%
*C	Attributed to M/Review	76	0%
D	Div/SO Issued	8,000	8%
D1	State Office issued	13	0%
D2	POI Ack EFs	32	0%
D3	Oth Non Gov Agencies	986	1%
D4	SO displays	200	0%
D5	NO issued	20	0%
D6	Direct Elector	6	0%
D7	DO Enrol Initiatives	72	0%
D8	Other Initiatives	12	0%
D9	DO other	52	0%
DB	DO displays	25	0%
E	State Electoral	562	1%
F	Fieldwork (Non-SAF)	418	0%
*F	Attributed to F/Work	1	0%
G	Polling Place (Fed)	50	0%
H	Elec Educ Centre	6	0%
I	Internet	9,957	10%
J	Medicare	621	1%
J1	Centrelink	98	0%
J3	Oth Gov Agencies	220	0%
K	AP Movers Kit	2	0%
L	Birthday Cards	770	1%
N	Cit Ceremonies	8,810	9%

1. This report includes enrolled 17 year olds.

2. This report counts all electors including State Only electors.

New South Wales - Enrolment Forms Processed - All Source Codes

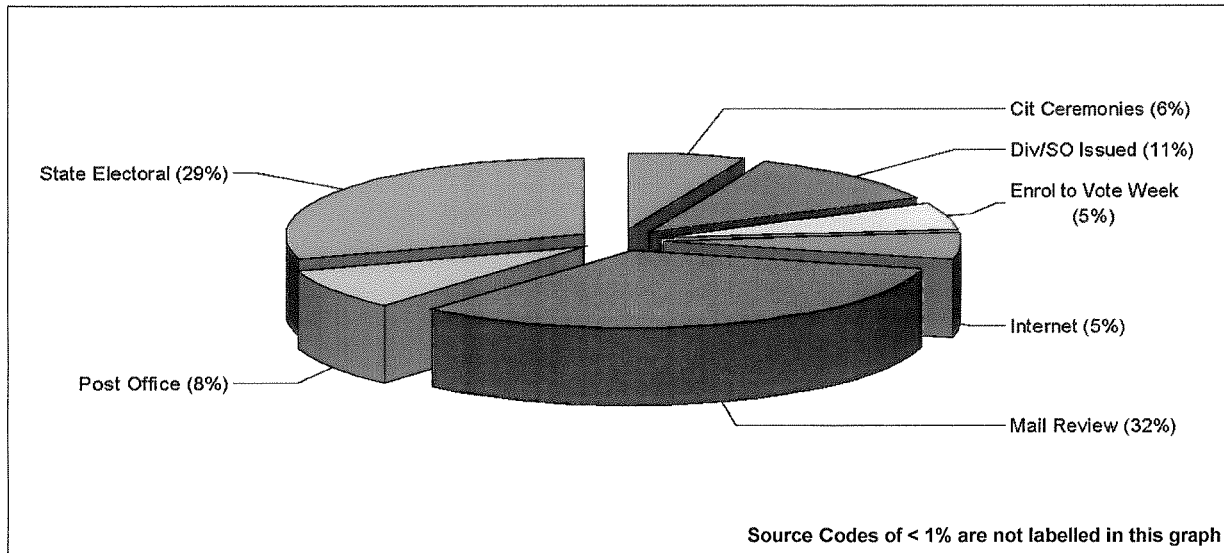
Document Source		Forms Processed	% of Total
Code	Description		
N1	Cit Cerm Div FU	36	0%
O	O Week	18	0%
P	Post Office	12,367	12%
Q	MPs and Parties	714	1%
R	SO Special	5	0%
S	School Visit OSCAR	1,305	1%
S1	Com Visit OSCAR	283	0%
T	Transp Authorities	51	0%
V	NBR Addition	5	0%
W	Enrol to Vote Week	4,474	4%
X	Call Centre Trial	1	0%
Y	Rock Enrol	2	0%
Z	SMS Requests	1	0%
Total		102,333	100%

1. This report includes enrolled 17 year olds.

2. This report counts all electors including State Only electors.

Victoria - Enrolment Forms Processed - All Source Codes

1 July 2009 - 30 September 2009



Document Source Code	Description	Forms Processed	% of Total
N/C	Unknown/Not Supplied	164	0%
4	SO Adhoc Mailouts	1	0%
7	Voter Advice 2007	14	0%
9	TES Mail/Obj 2007	5	0%
A	Sample Audit Fldwork (SAF)	2	0%
B	Bounty/Exit Schemes	2	0%
C	Mail Review	30,180	32%
*C	Attributed to M/Review	79	0%
D	Div/SO Issued	10,319	11%
D1	State Office issued	61	0%
D2	POI Ack EFs	286	0%
D3	Oth Non Gov Agencies	272	0%
D4	SO displays	7	0%
D5	NO issued	17	0%
D6	Direct Elector	659	1%
D7	DO Enrol Initiatives	45	0%
D8	Other Initiatives	46	0%
D9	DO other	8	0%
DA	Council	17	0%
DB	DO displays	32	0%
E	State Electoral	27,471	29%
F	Fieldwork (Non-SAF)	13	0%
G	Polling Place (Fed)	54	0%
H	Elec Educ Centre	5	0%
I	Internet	5,080	5%
J	Medicare	302	0%
J1	Centrelink	9	0%
J3	Oth Gov Agencies	46	0%
N	Cit Ceremonies	5,894	6%
N1	Cit Cerm Div FU	140	0%
O	O Week	14	0%

1. This report includes enrolled 17 year olds.

2. This report counts all electors including State Only electors.

Victoria - Enrolment Forms Processed - All Source Codes

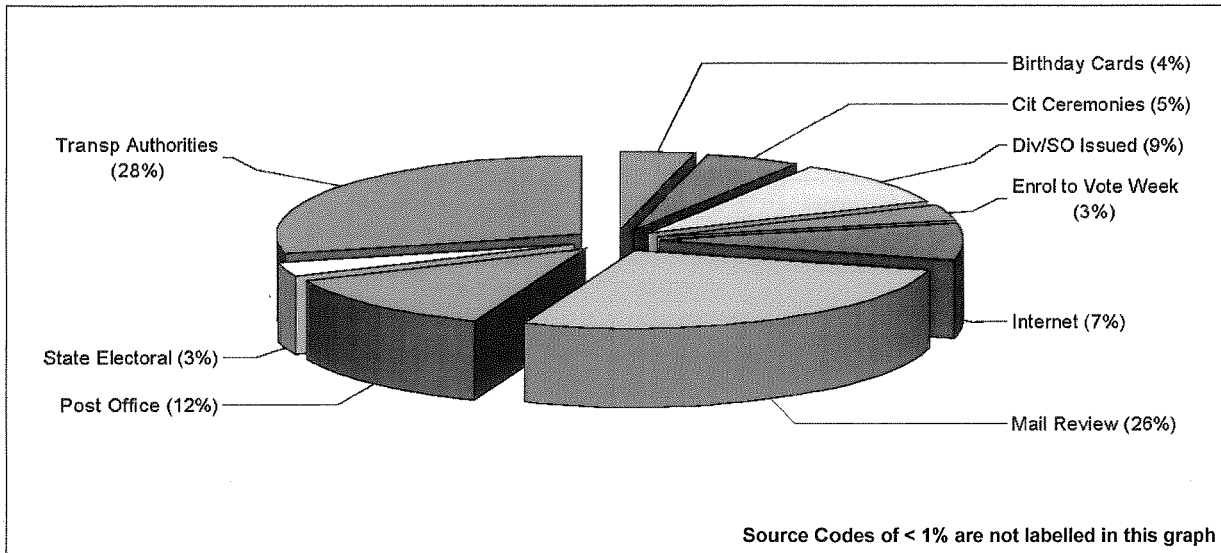
Document Source		Forms Processed	% of Total
Code	Description		
P	Post Office	7,965	8%
Q	MPs and Parties	146	0%
R	SO Special	387	0%
S	School Visit OSCAR	172	0%
S1	Com Visit OSCAR	23	0%
S2	Indig Initiatives	1	0%
T	Transp Authorities	1	0%
V	NBR Addition	1	0%
W	Enrol to Vote Week	5,227	5%
Total		95,167	100%

1. This report includes enrolled 17 year olds.

2. This report counts all electors including State Only electors.

Queensland - Enrolment Forms Processed - All Source Codes

1 July 2009 - 30 September 2009



Document Source Code	Description	Forms Processed	% of Total
N/C	Unknown/Not Supplied	95	0%
4	SO Adhoc Mailouts	2	0%
7	Voter Advice 2007	6	0%
9	TES Mail/Obj 2007	6	0%
A	Sample Audit Fldwork (SAF)	22	0%
B	Bounty/Exit Schemes	1	0%
C	Mail Review	18,187	26%
*C	Attributed to M/Review	26	0%
D	Div/SO Issued	6,287	9%
D1	State Office issued	73	0%
D3	Oth Non Gov Agencies	281	0%
D4	SO displays	314	0%
D5	NO issued	4	0%
D6	Direct Elector	6	0%
D7	DO Enrol Initiatives	35	0%
D9	DO other	162	0%
DA	Council	1	0%
DB	DO displays	13	0%
E	State Electoral	1,947	3%
E1	State Elections	2	0%
E2	Local Govt Elections	1	0%
F	Fieldwork (Non-SAF)	69	0%
G	Polling Place (Fed)	43	0%
H	Elec Educ Centre	6	0%
I	Internet	4,945	7%
J	Medicare	520	1%
J1	Centrelink	56	0%
J2	Rural Trans centres	35	0%
J3	Oth Gov Agencies	276	0%
L	Birthday Cards	2,717	4%
N	Cit Ceremonies	3,426	5%

1. This report includes enrolled 17 year olds.

2. This report counts all electors including State Only electors.

Queensland - Enrolment Forms Processed - All Source Codes

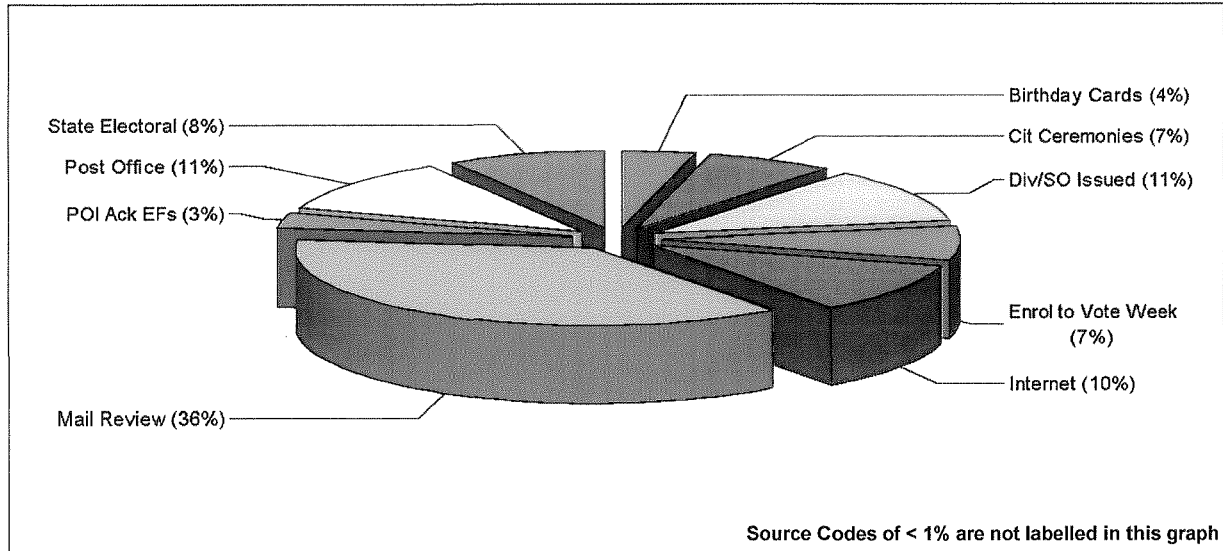
Document Source		Forms Processed	% of Total
Code	Description		
N1	Cit Cerm Div FU	40	0%
O	O Week	128	0%
P	Post Office	8,354	12%
Q	MPs and Parties	237	0%
R	SO Special	4	0%
S	School Visit OSCAR	261	0%
S1	Com Visit OSCAR	179	0%
T	Transp Authorities	19,423	28%
W	Enrol to Vote Week	2,261	3%
Y	Rock Enrol	6	0%
Total		70,457	100%

1. This report includes enrolled 17 year olds.

2. This report counts all electors including State Only electors.

Western Australia - Enrolment Forms Processed - All Source Codes

1 July 2009 - 30 September 2009



Document Source Code	Description	Forms Processed	% of Total
N/C	Unknown/Not Supplied	84	0%
7	Voter Advice 2007	2	0%
9	TES Mail/Obj 2007	4	0%
A	Sample Audit Fidwork (SAF)	19	0%
B	Bounty/Exit Schemes	1	0%
C	Mail Review	13,113	36%
*C	Attributed to M/Review	14	0%
D	Div/SO Issued	4,044	11%
D2	POI Ack EFs	1,219	3%
D3	Oth Non Gov Agencies	53	0%
D4	SO displays	5	0%
D5	NO issued	3	0%
D6	Direct Elector	23	0%
D7	DO Enrol Initiatives	2	0%
E	State Electoral	3,023	8%
E1	State Elections	1	0%
E2	Local Govt Elections	1	0%
F	Fieldwork (Non-SAF)	170	0%
G	Polling Place (Fed)	17	0%
H	Elec Educ Centre	1	0%
I	Internet	3,718	10%
J	Medicare	299	1%
J1	Centrelink	2	0%
J2	Rural Trans centres	2	0%
J3	Oth Gov Agencies	6	0%
K	AP Movers Kit	1	0%
L	Birthday Cards	1,383	4%
N	Cit Ceremonies	2,479	7%
O	O Week	78	0%
P	Post Office	3,968	11%
Q	MPs and Parties	60	0%

1. This report includes enrolled 17 year olds.

2. This report counts all electors including State Only electors.

Western Australia - Enrolment Forms Processed - All Source Codes

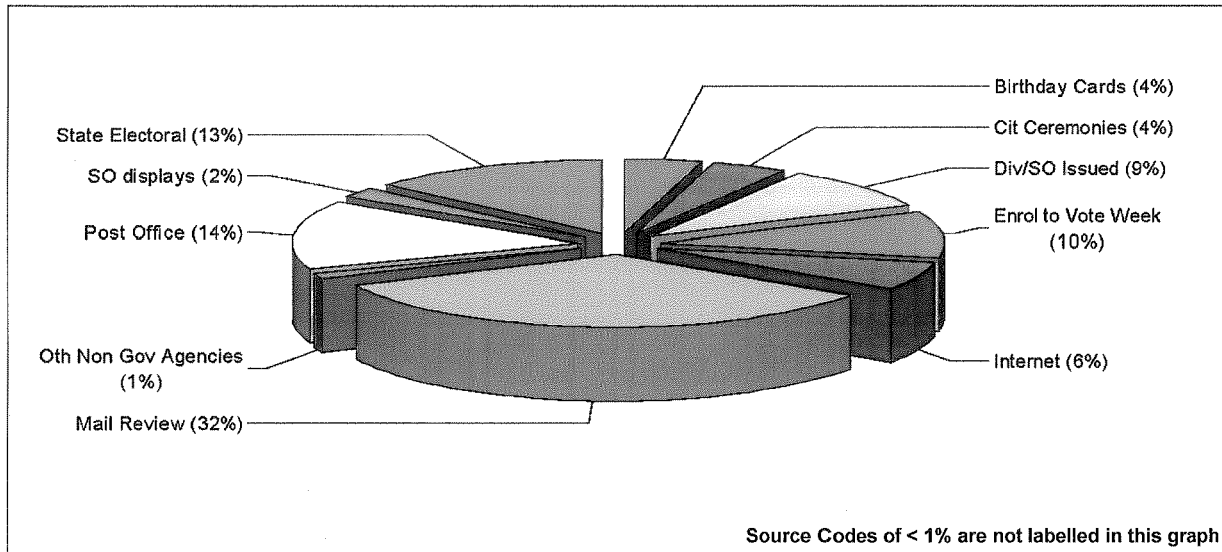
Document Source		Forms Processed	% of Total
Code	Description		
S	School Visit OSCAR	55	0%
S1	Com Visit OSCAR	61	0%
S2	Indig Initiatives	22	0%
V	NBR Addition	1	0%
W	Enrol to Vote Week	2,518	7%
X	Call Centre Trial	1	0%
Total		36,453	100%

1. This report includes enrolled 17 year olds.

2. This report counts all electors including State Only electors.

South Australia - Enrolment Forms Processed - All Source Codes

1 July 2009 - 30 September 2009



Document Source Code	Description	Forms Processed	% of Total
N/C	Unknown/Not Supplied	59	0%
4	SO Adhoc Mailouts	45	0%
7	Voter Advice 2007	10	0%
9	TES Mail/Obj 2007	7	0%
A	Sample Audit Fidwork (SAF)	35	0%
B	Bounty/Exit Schemes	1	0%
C	Mail Review	7,747	32%
*C	Attributed to M/Review	9	0%
D	Div/SO Issued	2,152	9%
D1	State Office issued	2	0%
D2	POI Ack EFs	67	0%
D3	Oth Non Gov Agencies	272	1%
D4	SO displays	517	2%
D5	NO issued	7	0%
D6	Direct Elector	1	0%
D9	DO other	56	0%
E	State Electoral	3,131	13%
E3	Local Govt Offices	6	0%
F	Fieldwork (Non-SAF)	196	1%
G	Polling Place (Fed)	24	0%
H	Elec Educ Centre	1	0%
I	Internet	1,464	6%
J	Medicare	127	1%
J1	Centrelink	15	0%
J3	Oth Gov Agencies	168	1%
L	Birthday Cards	1,026	4%
N	Cit Ceremonies	1,027	4%
N1	Cit Cerm Div FU	14	0%
O	O Week	4	0%
P	Post Office	3,489	14%
Q	MPs and Parties	82	0%

1. This report includes enrolled 17 year olds.

2. This report counts all electors including State Only electors.

South Australia - Enrolment Forms Processed - All Source Codes

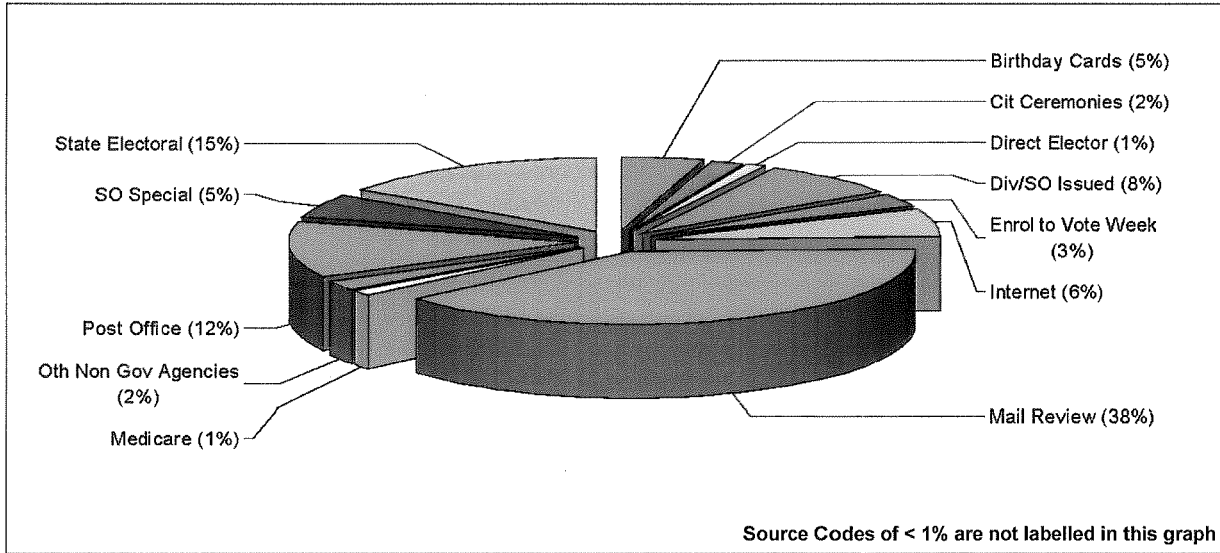
Document Source		Forms Processed	% of Total
Code	Description		
R	SO Special	2	0%
S	School Visit OSCAR	64	0%
S1	Com Visit OSCAR	1	0%
T	Transp Authorities	2	0%
W	Enrol to Vote Week	2,327	10%
X	Call Centre Trial	1	0%
Total		24,158	100%

1. This report includes enrolled 17 year olds.

2. This report counts all electors including State Only electors.

Tasmania - Enrolment Forms Processed - All Source Codes

1 July 2009 - 30 September 2009



Document Source Code	Description	Forms Processed	% of Total
N/C	Unknown/Not Supplied	16	0%
9	TES Mail/Obj 2007	5	0%
A	Sample Audit Fldwork (SAF)	2	0%
B	Bounty/Exit Schemes	1	0%
C	Mail Review	4,032	38%
*C	Attributed to M/Review	10	0%
D	Div/SO Issued	803	8%
D1	State Office issued	42	0%
D3	Oth Non Gov Agencies	232	2%
D4	SO displays	13	0%
D6	Direct Elector	116	1%
D8	Other Initiatives	8	0%
D9	DO other	1	0%
DA	Council	2	0%
DB	DO displays	6	0%
E	State Electoral	1,594	15%
F	Fieldwork (Non-SAF)	78	1%
G	Polling Place (Fed)	1	0%
I	Internet	623	6%
J	Medicare	128	1%
J1	Centrelink	4	0%
J3	Oth Gov Agencies	6	0%
L	Birthday Cards	484	5%
N	Cit Ceremonies	191	2%
N1	Cit Cerm Div FU	1	0%
P	Post Office	1,237	12%
Q	MPs and Parties	15	0%
R	SO Special	547	5%
S1	Com Visit OSCAR	16	0%
W	Enrol to Vote Week	305	3%
X	Call Centre Trial	1	0%

1. This report includes enrolled 17 year olds.

2. This report counts all electors including State Only electors.

Tasmania - Enrolment Forms Processed - All Source Codes

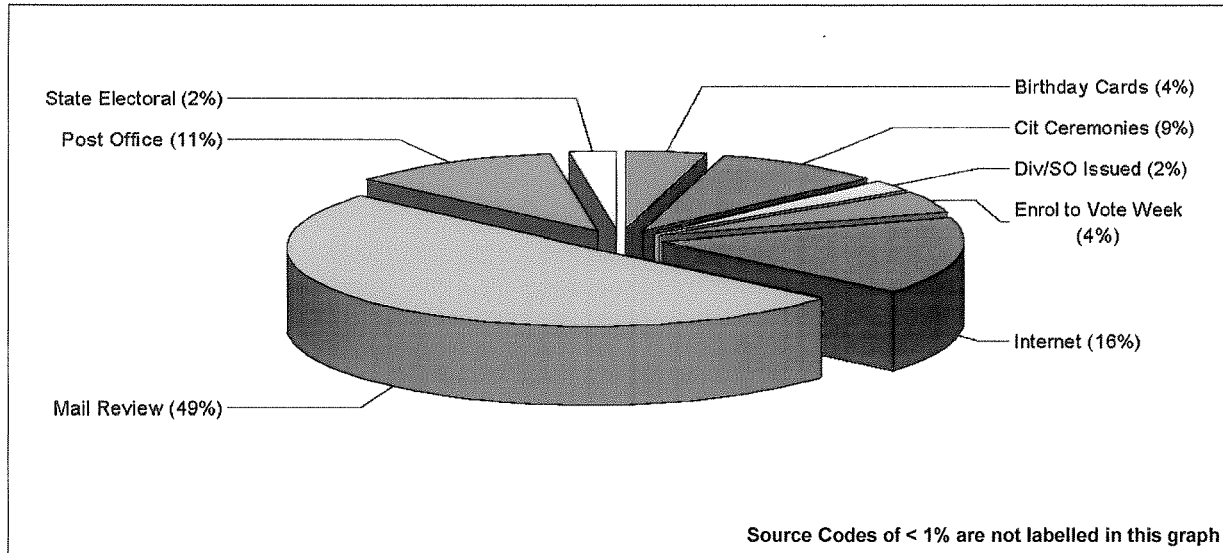
Document Source Code	Description	Forms Processed	% of Total
Y	Rock Enrol	1	0%
Total		10,521	100%

1. This report includes enrolled 17 year olds.

2. This report counts all electors including State Only electors.

Australian Capital Territory - Enrolment Forms Processed - All Source Codes

1 July 2009 - 30 September 2009



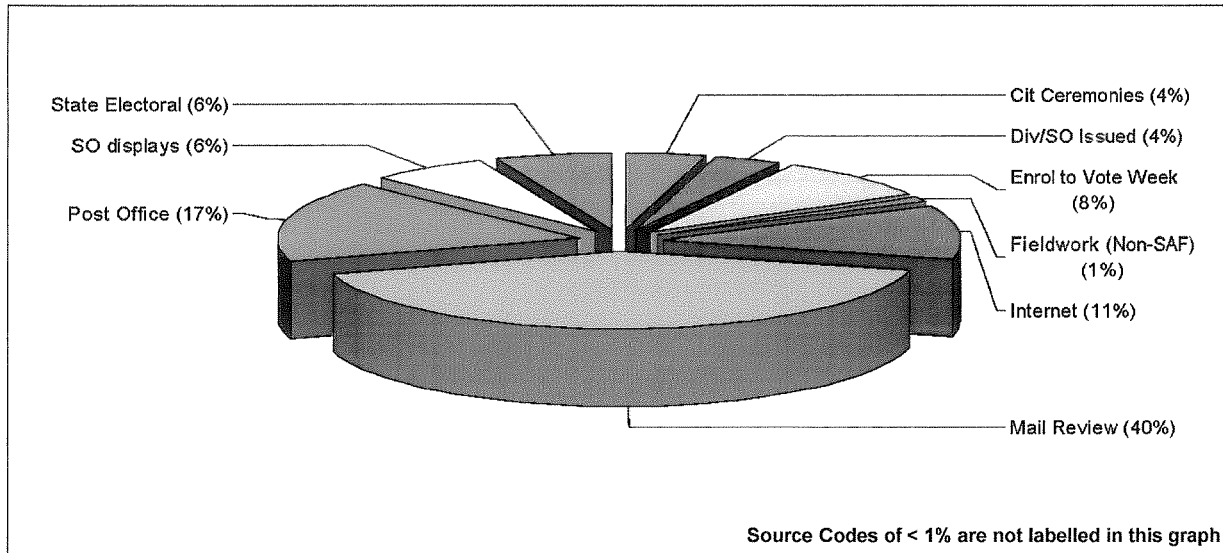
Document Source Code	Description	Forms Processed	% of Total
N/C	Unknown/Not Supplied	7	0%
7	Voter Advice 2007	3	0%
9	TES Mail/Obj 2007	2	0%
A	Sample Audit Fldwork (SAF)	18	0%
C	Mail Review	2,587	49%
*C	Attributed to M/Review	5	0%
D	Div/SO Issued	118	2%
D5	NO issued	3	0%
E	State Electoral	127	2%
F	Fieldwork (Non-SAF)	5	0%
H	Elec Educ Centre	1	0%
I	Internet	826	16%
J	Medicare	52	1%
J3	Oth Gov Agencies	19	0%
K	AP Movers Kit	2	0%
L	Birthday Cards	223	4%
N	Cit Ceremonies	462	9%
O	O Week	2	0%
P	Post Office	577	11%
Q	MPs and Parties	9	0%
R	SO Special	4	0%
W	Enrol to Vote Week	236	4%
X	Call Centre Trial	1	0%
Total		5,289	100%

1. This report includes enrolled 17 year olds.

2. This report counts all electors including State Only electors.

Northern Territory - Enrolment Forms Processed - All Source Codes

1 July 2009 - 30 September 2009



Document Source Code	Description	Forms Processed	% of Total
N/C	Unknown/Not Supplied	2	0%
7	Voter Advice 2007	31	1%
9	TES Mail/Obj 2007	1	0%
A	Sample Audit Fldwork (SAF)	15	0%
C	Mail Review	1,353	40%
D	Div/SO Issued	119	4%
D1	State Office issued	2	0%
D3	Oth Non Gov Agencies	4	0%
D4	SO displays	206	6%
D6	Direct Elector	4	0%
D9	DO other	16	0%
E	State Electoral	204	6%
F	Fieldwork (Non-SAF)	35	1%
G	Polling Place (Fed)	4	0%
H	Elec Educ Centre	1	0%
I	Internet	361	11%
J	Medicare	11	0%
L	Birthday Cards	2	0%
N	Cit Ceremonies	142	4%
N1	Cit Cerm Div FU	1	0%
P	Post Office	560	17%
Q	MPs and Parties	15	0%
S	School Visit OSCAR	8	0%
S1	Com Visit OSCAR	1	0%
W	Enrol to Vote Week	283	8%
Total		3,381	100%

1. This report includes enrolled 17 year olds.

2. This report counts all electors including State Only electors.

Enrolment Form Source Codes

Reference: (RMANS User Manual, Part 7 Subparts 1 & 2)

ENROLMENT FORM SOURCE CODES		
Code	RMANS Look-Up Descriptor	Detailed Description
-	Unknown/Not Supplied	Source unknown/not supplied.
A	Sample Audit Fieldwork	Sample Audit Fieldwork (SAF). Review Officers are to write code 'A' on the forms before/as they issue/leave them. Note: All other fieldwork such as targeted and non-response is code 'F'.
*A	Sample Audit Fieldwork-attribution	Unknown sourced enrolments attributed to a SAF event. Note: Auto update occurs nightly in RMANS.
B	Bounty/Exit Schemes	Schools bounty schemes in ACT, Tasmania and SA and enrolment forms included in Qld Year 12 Results mail outs (Exit Lines). Note: DO school/community visits are code 'S'. ACT, TAS and SA divisions should write code 'B' on the forms. The Exit Lines form is currently like an AEC internet form, but has a green line across the bottom.
C	Mail Review	Forms that are returned with CRU replies or other central mail outs such as objection letters. Code 'C' is pre-printed on the new forms. DO staff to code forms sent in manual objection letters as 'C'.
*C	Mail Review-attribution	Unknown sourced enrolments attributed to a CRU event other than SAF, background review or MP RTS. Note: Auto update occurs nightly in RMANS.
D	Divisional Office issued	Divisional office issued over the counter.
DA	Council	Council offices.
DB	DO display	Divisional Office displays e.g. shopping centres and shows
D1	State Office issued	State office issued over the counter.
D2	POI Ack EFs	Forms issued with acknowledgement letters to electors who do not meet both the federal and state requirements in regard to POI legislation.
D3	Other Non-government agencies	Used by DO/SO for local initiatives where non-government agents display enrolment forms, or include them in mover's material e.g. real estate agencies and removalists.
D4	SO displays	Displays by state offices.
D5	NO issued	NO issued by Comms & Info Strategy
D6	Direct Elector	Direct elector contact strategies.
D7	DO Enrolment Initiatives	Divisional Office enrolment initiatives.
D8	Other Initiatives	Other initiatives..
D9	DO Other	Divisional office issued - other than over the counter.
E	State Electoral	Enrolment forms distributed by state or territory electoral authorities. These include: <ul style="list-style-type: none"> the VEC CRU enrolment forms – these are usually blue or green, but there is also an A4 white photocopied 'Application for Electoral Enrolment and Proof of Age Card' and the maroon Re-division forms are still coming in, the WA Life Events forms (though some of these are WAEC website forms) and forms included in WA Year 12 results mail outs, Service Tasmania Forms.
E1	State Elections	State elections.
E2	Local Govt Elections	Local government elections – for bulk deletions after elections.
E3	Local Govt Offices	Local government offices.
E4	State MPs	State MPs electorate offices.
E5	Residential Tenancies	Residential tenancies tribunals.
E6	SEO Issued	State electoral office issued.
E7	SEO other Initiatives	Other state electoral office initiatives.
E8	SEO Internet	Internet forms from state electoral authorities.
F	Fieldwork (non-SAF)	Fieldwork other than Sample Audit Fieldwork (SAF). Includes Non Response and Re-instatement Fieldwork or targeted fieldwork. Note: SAF is code 'A'.

ENROLMENT FORM SOURCE CODES

Code	RMANS Look-Up Descriptor	Detailed Description
		Review Officers are to write code 'F' on the forms before/as they issue/leave them.
*F	Fieldwork (non-SAF) - attribution	Unknown sourced enrolments attributed to a non-SAF fieldwork event. Auto update occurs nightly in RMANS.
F1	NAC	Follow up of fieldwork non attendance cards.
G	Polling Place - Federal	Forms issued at polling places for federal elections.
H	Electoral Education Centre	Forms distributed by the Electoral Education Centre.
I	Internet	Internet forms from the AEC. These are coded 'I', even for State / Territory electoral authority internet sites, as all have a link to the AEC website, except for WA and the VEC . WAEC will be provided with artwork showing code 'I' for its site. Vic divisions can easily identify VEC internet forms, which are A4 computer printouts and have the VEC logo and VEC return address on them.
J	Medicare	Forms supplied for display in Medicare offices.
J1	Centrelink	Forms supplied for display in Centrelink offices.
J2	Rural Transaction Centres	Forms supplied for display in Rural Transaction Centres (RTC).
J3	Other government agencies	Small scale initiatives where forms are distributed to government agencies other than Australia Post, Centrelink, Medicare and RTCs e.g. ATO shop fronts.
K	QAP Movers Kit / CALD07	No longer used.
L	Birthday Cards	Forms sent with birthday cards to 17 and 18 year old students.
N	Citizenship Ceremonies	DIAC pre-printed forms.
N1	Citizenship Ceremonies	Divisional office follow up of forms unable to be collected at ceremonies.
O	'O' Week	Raised awareness and increased enrolment of youth at universities and other tertiary institutions throughout Australia during orientation week (O Week) initiatives.
P	Post Office	Post Office. If DOs are confident that forms returned in windowless BRPs are from the PO, then these should also be sourced to code 'P' when processing.
Q	Federal MPs/Senators/ Parties	Pre coded forms given to federal members, senators and political parties by DO/SO.
R	SO Special	State Office special initiatives
S	School Visit (OSCAR)	School visit by DO/SO staff through the Online School & Community Activity Reporting System (OSCAR). Note: These are distinct from code 'B', where a bounty is paid to the schools.
S1	Community Visit (OSCAR)	Community visit by DO/SO staff through OSCAR.
S2	Indigenous Initiatives	Targeted indigenous enrolment.
S3	Indigenous EPP	Indigenous Electoral Participation Program. Required for reporting to JSCEM.
T	Transport Authorities	Enrolment forms included in Transport change of address forms as distinct from those coming back with a CRU letter.
V	NBR Addition	Notebook Roll Addition as a result of Dec Scrutiny
W	Enrol to Vote Week	National Enrol to Vote Week is an annual initiative to be held in Australian secondary schools to encourage in-school enrolment of 17 and 18 year-old students.
X	Call Centre Trial	No longer used.
Y	Rock Enrol	Rock Enrol – a national initiative between the AEC & Triple J to encourage youth to enrol through public awareness at music events eg 'Big Day Out'.
Z	SMS Requests	Forms sent out in response to the SMS number.
4	SO Ad hoc mail outs	Pre election ad hoc enrolment stimulation activities.
7	Voter Advice Mailout 2007	No longer used.
9	TES Mail / Obj 2007	No longer used. If received code as a 'C'.