



Submission No 59

**Review of Australia's Relationship with the
Countries of Africa**

Name: Angela Magarry FCHSE
Director
Policy and Analysis

Organisation: Universities Australia

I attach the Opening Statement as requested.

Please note that the committee requested I provide further information as follows:

1. Expand on the attachment provided in the UA submission with dates the agreements were established for African universities, by Australian university.

2. With respect to African studies and whether this is declining or growing over the last 5 - 10 years, we're not able to collect or report on this as it's not listed by universities. Indeed the professor who spoke after you was unable to tell the Committee even who within the ANU taught or researched African studies.

3. splits by type of degree- undergraduate, postgraduate, PhD;

4. Further information on PERMPAVE in terms of what it is and the software in particular: PERMPAVE® is a software package for designing permeable pavement systems for stormwater harvesting and reuse, water quality improvement and flood mitigation. UniSA will provide further information on licenses sold as soon as possible, though the academic responsible for the product (Simon Beecham) is on sabbatical.

5. The key universities involved in the SKA bid and related research are:

The University of Sydney, University of Western Australia, Curtin University, The Australian National University, The university of Tasmania, Swinburne University of Technology, The University of Melbourne and Monash University.

Please find this information attached.

Regards,

Angela Magarry FCHSE
Director, Policy & Analysis
Universities Australia
Tel: (02) 6285 8108
Fax: (02) 6285 8101
Mob: 0418 614 505
www.universitiesaustralia.edu.au
GPO Box 1142
Canberra ACT 2601, Australia

Name of Institution	Country	Student Exchange	Study Abroad Program	Staff Exchange	Academic / Research Collaboration	Year of Agreement	Active
Omar Al-Mukhtar University	Libya	No	No	No	Yes	2003	Yes
University of Zimbabwe	Zimbabwe	No	No	Yes	Yes	1999	Yes
AUSI (IBT)	Kenya	No	No	No	Yes	2004	Yes
AIBT (IBT)	Zambia	No	No	No	Yes	2007	Yes
Helwan University	Egypt	No	No	Yes	Yes	2007	Yes
The Higher Institute of Applied Arts, 6 of October City	Egypt	No	No	Yes	Yes	2007	Yes
University of Alexandria	Egypt	No	No	Yes	Yes	2007	Yes
University of Pretoria	South Africa	No	No	No	Yes	1995	Yes
University of Stellenbosch	South Africa	Yes	No	Yes	Yes	2008	Yes
University College of Lands and Architecture (UCLAS), University of Dar Es Salaam	Tanzania	Yes	No	Yes	Yes	2006	Yes
University of Zimbabwe	Zimbabwe	No	No	Yes	Yes	2005	Yes
Rhodes University Grahamstown	South Africa	Yes	No	Yes	Yes	2005	Yes
University of Botswana	Botswana	Yes				2008	Yes
University of Kwazulu Natal	South Africa	Yes	No	Yes	Yes	2001	Yes
UN-Habitat Nairobi	Kenya	No		Yes	Yes	2008	Yes
University of Cape Town	South Africa	No		Yes	Yes	2003	Yes
University of Kwa Zulu Natal	South Africa	Yes	No	Yes	Yes	2002	No
University of Pretoria	South Africa	Yes	No	Yes	Yes	1997	No
University of Cape Town	South Africa	No	No	No	Yes	2004	Yes
University of Cape Town	South Africa	Yes	No	No	Yes	2004	Yes
University of Botswana	Botswana			Yes	Yes	1999	
Eduardo Mondlane University	Mozambique			Yes	Yes	1999	
Polytechnic of Namibia	Namibia	Yes		Yes	Yes	2008	Yes
Lesotho College of Education	South Africa	Yes		Yes	Yes	2007	Yes
Rhodes University	South Africa	Yes				2000	Yes
University of Kwazulu-Natal	South Africa	Yes			Yes	2007	Yes
University of Pretoria	South Africa				Yes	1998	Yes
University of Zululand	South Africa	Yes		Yes		2007	yes
Walter Sisulu University	South Africa	Yes		Yes	Yes	2008	Yes
University of Cape Town	South Africa	Yes	No	Yes	Yes	2008	Yes

Formal agreements between Australian and overseas institutions

Publication Date	Total links
Jul 1991	672
Feb 1994	1236
May 1995	1795
Jun 1996	2215
Feb 1998	2656
Jul 1999	2855
May 2001	3895
May 2003	4485
Nov 2007	5168
May 2009	5561

Number of agreements by country

Country	May 2003	Nov 2007	May 2009	% change 2007-2009
USA	695	760	778	2.4%
China *	514	585	735	25.6%
Japan	369	386	383	-0.8%
Germany	257	326	326	0.0%
United Kingdom	233	295	320	8.5%
France	187	264	281	6.4%
Canada	176	233	258	10.7%
Korea	193	212	218	2.8%
Sweden	166	183	182	-0.5%
Thailand	207	182	174	-4.4%
India	50	98	135	37.8%
Indonesia	158	118	128	8.5%
Malaysia	127	127	118	-7.1%
Rest of the World	1153	1399	1525	
Total of Top 13 countries	3332	3769	4036	
Proportion of World total	74.29%	72.93%	72.58%	

* *China including Hong Kong and Macau*

Summary Count by Geographic Area

North-West Europe	1601
Americas	1267
North-East Asia	1218
South-East Asia	860
Southern and Eastern Europe	263
Southern and Central Asia	173
North Africa and the Middle East	84
Oceania and Antarctica	49
Sub-Saharan Africa	41
International Organisations	7

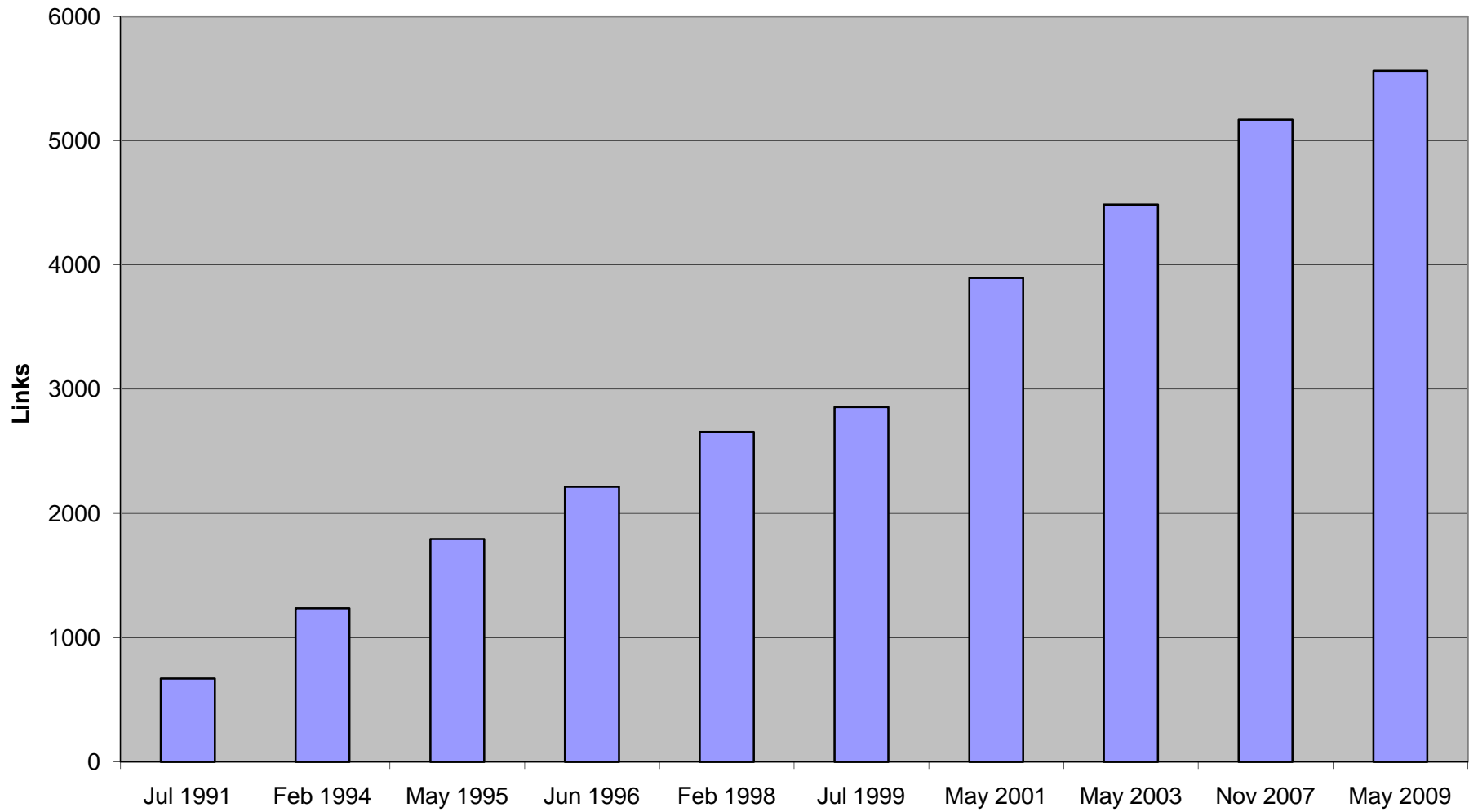
* *Based on ABS 1269.0 - Standard Australian Classification of Countries, Major Groups*

Nature of agreements

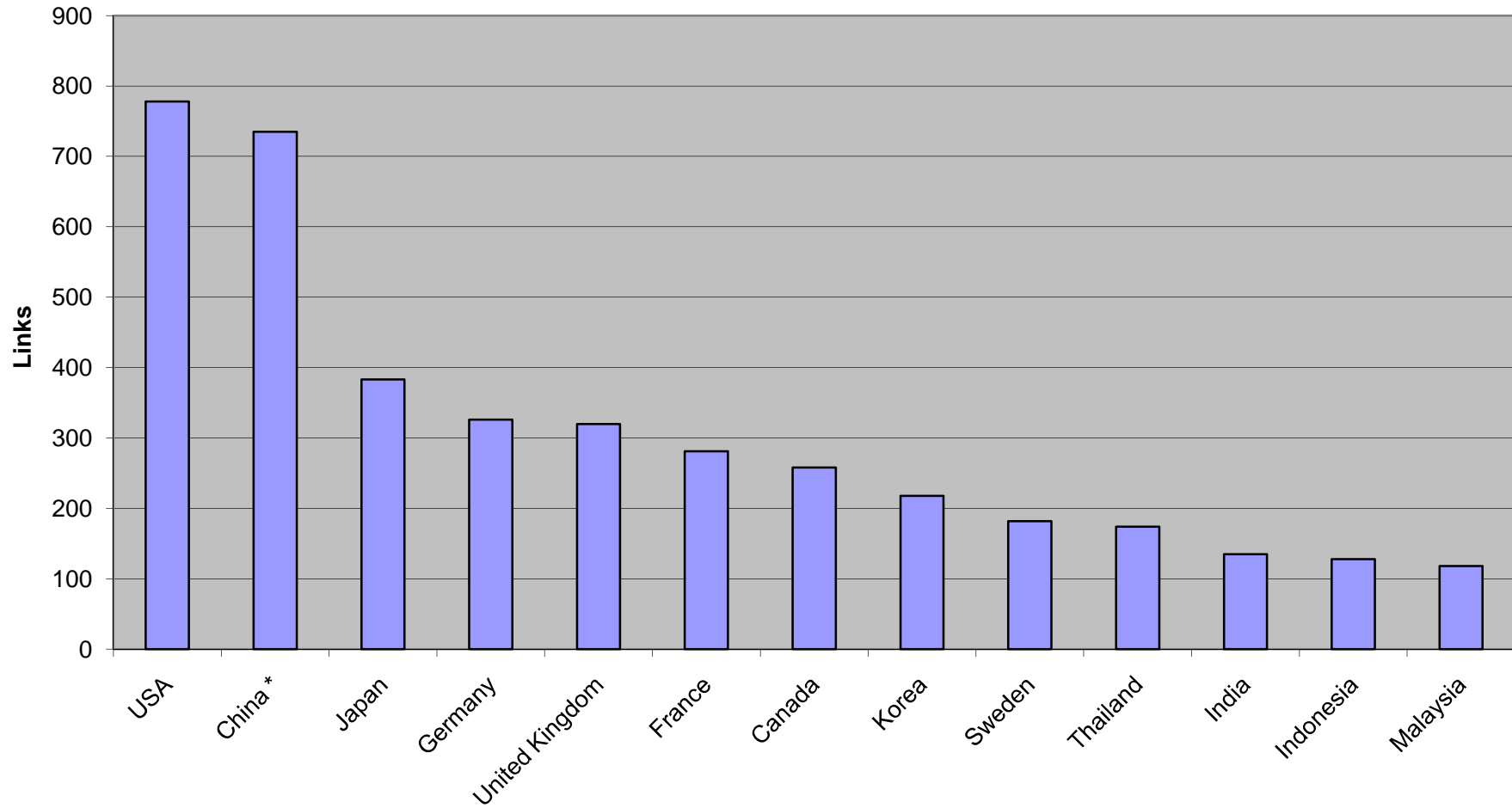
Year	Student Exchange %	Study abroad %	Staff exchange %	Academic / Research collaboration %
July 1999	70.2%	14.3%	69.7%	77.0%
May 2001	73.9%	15.8%	71.3%	79.3%
May 2003	72.0%	19.0%	61.8%	68.1%
November 2007	67.4%	21.7%	56.5%	66.2%
May 2009	62.7%	23.7%	50.7%	62.8%

Based on blank values being counted as No

Formal agreements between Australian and overseas institutions (1991 - 2009)

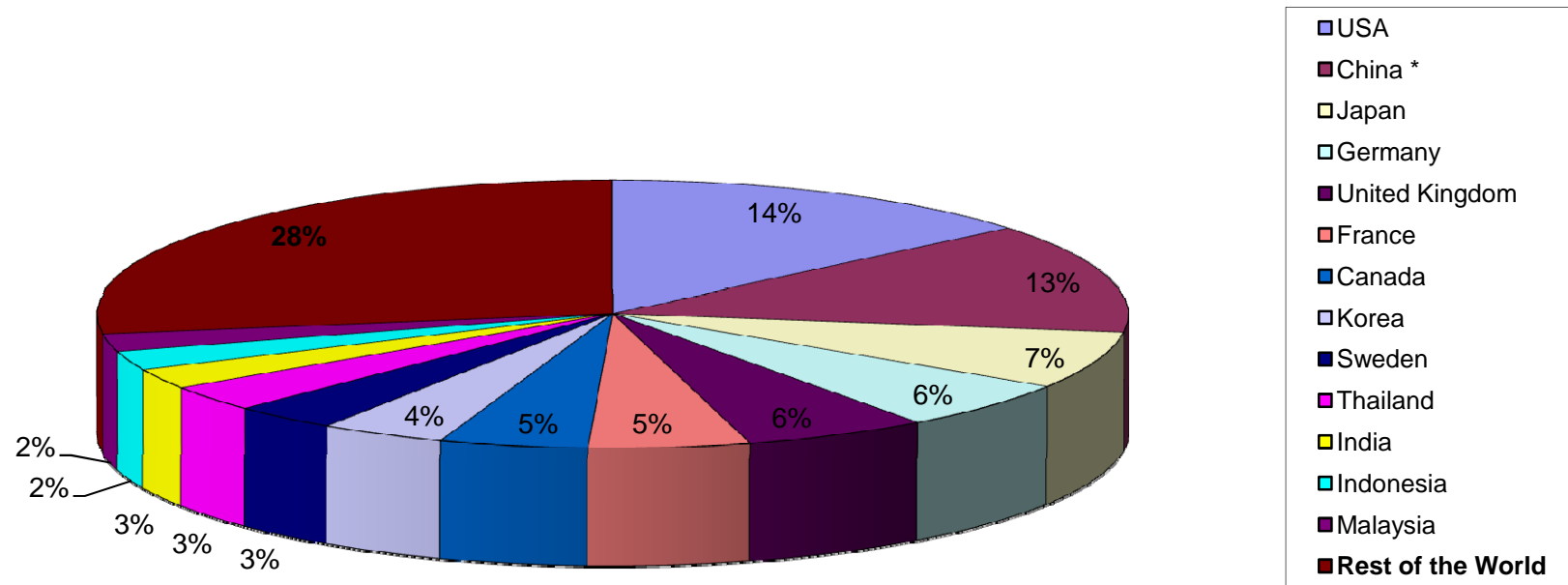


Top 13 countries by number of agreements (May 2009)



** China including Hong Kong and Macau*

Formal agreements by country



* China including Hong Kong and Macau

Country	Area *	Total links
Afghanistan	Southern and Central Asia	1
Argentina	Americas	11
Austria	North-West Europe	68
Bangladesh	Southern and Central Asia	9
Belgium	North-West Europe	11
Bhutan	Southern and Central Asia	4
Bosnia-Herzegovina	Southern and Eastern Europe	1
Botswana	Sub-Saharan Africa	2
Brazil	Americas	29
Brunei	South-East Asia	3
Cambodia	South-East Asia	4
Canada	Americas	258
Chile	Americas	68
China	North-East Asia	630
Colombia	Americas	31
Congo	Sub-Saharan Africa	1
Costa Rica	Americas	1
Croatia	Southern and Eastern Europe	5
Cuba	Americas	1
Cyprus	Southern and Eastern Europe	4
Czech Republic	Southern and Eastern Europe	13
Denmark	North-West Europe	96
Dominican Republic	Americas	1
East Timor	South-East Asia	4
Ecuador	Americas	5
Egypt	North Africa and the Middle East	3
Estonia	Southern and Eastern Europe	4
Europe	North-West Europe	6
Fiji	Oceania and Antarctica	8
Finland	North-West Europe	51
France	North-West Europe	279
France/Hungary	North-West Europe	1
France/Yugoslavia	North-West Europe	1
French Polynesia	Oceania and Antarctica	2
Germany	North-West Europe	326
Germany/USA	North-West Europe	1
Ghana	Sub-Saharan Africa	2
Greece	Southern and Eastern Europe	9
Hong Kong (SAR)	North-East Asia	100
Hungary	Southern and Eastern Europe	4
Iceland	North-West Europe	4
India	Southern and Central Asia	135
Indonesia	South-East Asia	128
International Organisati	N/A	7
Iran	North Africa and the Middle East	20
Iraq	North Africa and the Middle East	2
Ireland	North-West Europe	19
Israel	North Africa and the Middle East	13
Italy	Southern and Eastern Europe	112
Japan	North-East Asia	383
Jordan	North Africa and the Middle East	5
Kazakhstan	Southern and Central Asia	4
Kenya	Sub-Saharan Africa	2
Korea	South-East Asia	218

Kuwait	North Africa and the Middle East	5
Laos	South-East Asia	3
Latvia	Southern and Eastern Europe	1
Lebanon	North Africa and the Middle East	2
Libya	North Africa and the Middle East	1
Lithuania	Southern and Eastern Europe	3
Macau (SAR)	North-East Asia	5
Macedonia	Southern and Eastern Europe	2
Madagascar	Sub-Saharan Africa	1
Malaysia	South-East Asia	118
Maldives	Southern and Central Asia	2
Malta	Southern and Eastern Europe	2
Mexico	Americas	70
Mozambique	Sub-Saharan Africa	1
Myanmar	South-East Asia	6
Namibia	Sub-Saharan Africa	2
Nepal	Southern and Central Asia	5
Netherlands	North-West Europe	107
New Caledonia	Oceania and Antarctica	2
New Zealand	Oceania and Antarctica	31
Norway	North-West Europe	94
Oman	North Africa and the Middle East	3
Pakistan	Southern and Central Asia	10
Papua New Guinea	Oceania and Antarctica	2
Peru	Americas	13
Philippines	South-East Asia	25
Poland	Southern and Eastern Europe	14
Portugal	Southern and Eastern Europe	3
Romania	Southern and Eastern Europe	1
Russia	Southern and Eastern Europe	10
Samoa	Oceania and Antarctica	1
Saudi Arabia	North Africa and the Middle East	4
Serbia	Southern and Eastern Europe	3
Singapore	South-East Asia	74
Slovenia	Southern and Eastern Europe	5
Solomon Islands	Oceania and Antarctica	1
South Africa	Sub-Saharan Africa	24
South Pacific	Oceania and Antarctica	1
Spain	Southern and Eastern Europe	65
Sri Lanka	Southern and Central Asia	3
Sweden	North-West Europe	182
Switzerland	North-West Europe	35
Syria	North Africa and the Middle East	1
Taiwan	North-East Asia	100
Tanzania	Sub-Saharan Africa	2
Thailand	South-East Asia	174
Turkey	North Africa and the Middle East	12
Ukraine	Southern and Eastern Europe	2
United Arab Emirates	North Africa and the Middle East	13
United Kingdom	North-West Europe	320
Uruguay	Americas	2
USA	Americas	777
Vanuatu	Oceania and Antarctica	1
Vietnam	South-East Asia	103
Zambia	Sub-Saharan Africa	2
Zimbabwe	Sub-Saharan Africa	2

Grand Total

5561

* Based on ABS 1269.0 - Standard Australian Classification of Countries, Major Groups

International Collaboration AFRICA

South Africa

South African Institution	Australian Institution	Links with other countries?	Type of Collaboration	Name of Project/Field of Research	Additional information
IUCN, TNC, Wildlife Conservation Society	James Cook University	Brazil, Papua New Guinea, China, Mexico	research	conservation planning for a sustainable future	Ongoing project
Medical Research Council of South Africa	Edith Cowan University		research	smoking cessation in youth	Completion 2011
Monash University South Africa	Monash University		offshore campus	Monash University South Africa	

Tanzania

Tanzanian Institution	Australian Institution	Links with other countries?	Type of Collaboration	Name of Project/Field of Research	Additional information
Global Environment Facility, World Bank, NOAA	James Cook University	The Philippines, Mexico	Coral Reef Targeted Research Program		Completion 2015

Mozambique

Mozambique Institution	Australian Institution	Links with other countries?	Type of Collaboration	Name of Project/Field of Research	Additional information
Vanderbilt University USA	University of Melbourne		knowledge transfer program	medical training	

Kenya

Kenyan Institution	Australian Institution	Links with other countries?	Type of Collaboration	Name of Project/Field of Research	Additional information
UK International Livestock Research Institute Kenya	University of New England	UK	research	Genetics of Disease: functional genomics of trypanosome resistance	Completed 2008

University of Sydney collaboration

South African Institution	Partners?	Type of Collaboration	Name of Project/Field of Research	Additional information
University of Nairobi University of Cape Town Makerere University		MOU's		In negotiation
Various	AusAID	Fellowship program	Australian Africa Fellowship Program	
University of Botswana Umlambo Foundation South Africa Rwandan Tax Office Rwandan Ministry of Education South Africa Transport Infectious disease institute of Kampala Ministry of Health Kenya		Various Research Projects		

E320	onshore	E310 (Doctorate by Research)	E310 (Doctorate by Coursework)	Post Graduate	Undergraduate	Other	Row (Totals)	
Zimbabwe	onshore	22	0	167	1074	38	1279	
Zimbabwe	offshore	0	0	2	358	26	386	
Total		22	0	169	1432	64	1665	
Seychelles	onshore	1	0	14	122	0	136	
Seychelles	offshore	0	0	2	8	0	10	
Total		1	0	16	130	0	146	
Kenya	onshore	34	3	301	921	29	1251	
Kenya	offshore	0	0	6	191	2	199	
Total		34	3	307	1112	31	1450	
South Africa	onshore	37	2	303	395	146	844	
South Africa	offshore	0	0	2	357	27	386	
Total		37	2	305	752	173	1230	
Mauritius	onshore	18	0	226	925	11	1162	
Mauritius	offshore	0	0	21	793	0	814	
Total		18	0	247	1718	11	1976	
Botswana	onshore	26	2	142	361	1	504	
Botswana	offshore	0	0	0	578	84	662	
Total		26	2	142	939	85	1166	
Malawi	onshore	3	0	26	39	2	67	
Malawi	offshore	0	0	1	18	1	20	

Total		3	0	27	57	3	87	
Nigeria	onshore	15	0	76	73	4	153	
Nigeria	offshore	0	1	49	55	2	106	
Total		15	1	125	128	6	259	
Zambia	onshore	5	0	87	388	2	477	
Zambia	offshore	0	0	192	135	7	334	
Total		5	0	279	523	9	811	
Congo, Democratic Republic of	onshore	1	0	3	3	0	6	
Congo, Democratic Republic of	offshore	0	0	0	8	2	10	
Total		1	0	3	11	2	16	
Ghana	onshore	19	0	53	37	2	92	
Ghana	offshore	0	0	2	9	6	17	
Total		19	0	55	46	8	109	
Réunion	onshore	0	0	16	82	1	99	
Réunion	offshore	0	0	0	0	0	0	
Total		0	0	16	82	1	99	
Uganda	onshore	8	0	52	38	0	90	
Uganda	offshore	0	0	0	12	0	12	
Total		8	0	52	50	0	102	
Somalia	onshore	0	0	1	7	1	9	

Somalia	offshore	0	0	1	5	1	7	
Total		0	0	2	12	2	16	
Angola	onshore	0	0	1	4	0	5	
Angola	offshore	0	0	0	1	1	2	
Total		0	0	1	5	1	7	
Sudan	onshore	4	0	8	15	0	23	
Sudan	offshore	0	0	9	1	0	10	
Total		4	0	17	16	0	33	
Libya	onshore	38	1	67	6	0	73	
Libya	offshore	0	0	3	0	0	3	
Total		38	1	70	6	0	76	
Egypt	onshore	37	0	80	50	13	143	
Egypt	offshore	0	0	1	6	0	7	
Total		37	0	81	56	13	150	
Ethiopia	onshore	13	0	20	10	2	32	
Ethiopia	offshore	0	0	2	44	0	46	
Total		13	0	22	54	2	78	
Côte d'Ivoire	onshore	0	0	1	0	0	1	
Côte d'Ivoire	offshore	0	0	0	0	0	0	
Total		0	0	1	0	0	1	
Namibia	onshore	0	0	14	8	2	24	
Namibia	offshore	0	0	0	7	0	7	
Total		0	0	14	15	2	31	

Lesotho	onshore	0	0	12	2	0	14	
Lesotho	offshore	0	0	0	1	0	1	
Total		0	0	12	3	0	15	
Niger	onshore	0	0	1	0	0	1	
Niger	offshore	0	0	0	1	0	1	
Total		0	0	1	1	0	2	
Morocco	onshore	1	0	4	6	0	10	
Morocco	offshore	0	0	2	3	5	10	
Total		1	0	6	9	5	20	
Rwanda	onshore	0	0	7	1	0	8	
Rwanda	offshore	0	0	0	27	0	27	
Total		0	0	7	28	0	35	
Madagascar	onshore	1	0	2	1	0	3	
Madagascar	offshore	0	0	0	2	0	2	
Total		1	0	2	3	0	5	
Algeria	onshore	0	0	2	2	1	5	
Algeria	offshore	0	0	2	1	0	3	
Total		0	0	4	3	1	8	
Cameroon	onshore	3	0	8	3	0	11	
Cameroon	offshore	0	0	1	4	0	5	
Total		3	0	9	7	0	16	
Southern and East Africa, nec	onshore	0	0	3	2	0	5	

Southern and East Africa, nec	offshore	0	0	0	0	0	0	
Total		0	0	3	2	0	5	
Tunisia	onshore	0	0	1	2	1	4	
Tunisia	offshore	0	0	1	0	0	1	
Total		0	0	2	2	1	5	
Congo	onshore	0	0	0	4	0	4	
Congo	offshore	0	0	0	3	0	3	
Total		0	0	0	7	0	7	
Swaziland	onshore	1	0	6	3	1	10	
Swaziland	offshore	0	0	0	17	3	20	
Total		1	0	6	20	4	30	
Mauritania	onshore	0	0	0	3	0	3	
Mauritania	offshore	0	0	0	0	0	0	
Total		0	0	0	3	0	3	
Liberia	onshore	0	0	1	0	2	3	
Liberia	offshore	0	0	0	0	0	0	
Total		0	0	1	0	2	3	
Burkina Faso	onshore	0	0	2	2	1	5	
Burkina Faso	offshore	0	0	0	0	0	0	
Total		0	0	2	2	1	5	
North Africa, nec	onshore	0	0	0	2	0	2	

North Africa, nec	offshore	0	0	0	0	0	0	
Total		0	0	0	2	0	2	
Sierra Leone	onshore	2	0	4	2	1	7	
Sierra Leone	offshore	0	0	0	2	0	2	
Total		2	0	4	4	1	9	
Guinea-Bissau	onshore	0	0	0	1	0	1	
Guinea-Bissau	offshore	0	0	0	0	0	0	
Total		0	0	0	1	0	1	
Central and West Africa, nfd	onshore	0	0	0	1	0	1	
Central and West Africa, nfd	offshore	0	0	0	0	0	0	
Total		0	0	0	1	0	1	
Benin	onshore	0	0	0	1	0	1	
Benin	offshore	0	0	0	1	0	1	
Total		0	0	0	2	0	2	
Eritrea	onshore	1	0	4	0	0	4	
Eritrea	offshore	0	0	0	0	0	0	
Total		1	0	4	0	0	4	
Mali	onshore	0	0	0	4	0	4	
Mali	offshore	0	0	0	1	0	1	

Total		0	0	0	5	0	5	
Burundi	onshore	0	0	0	1	0	1	
Burundi	offshore	0	0	0	1	0	1	
Total		0	0	0	2	0	2	
Guyana	onshore	0	0	0	2	0	2	
Guyana	offshore	0	0	0	0	0	0	
Total		0	0	0	2	0	2	
Djibouti	onshore	0	0	0	1	0	1	
Djibouti	offshore	0	0	0	0	0	0	
Total		0	0	0	1	0	1	
Senegal	onshore	0	0	1	1	0	2	
Senegal	offshore	0	0	0	0	0	0	
Total		0	0	1	1	0	2	
Gabon	onshore	0	0	0	0	0	0	
Gabon	offshore	0	0	0	2	0	2	
Total		0	0	0	2	0	2	
Equatorial Guinea	onshore	0	0	0	0	0	0	
Equatorial Guinea	offshore	0	0	0	0	1	1	
Total		0	0	0	0	1	1	
						0		
	onshore	290	8	1716	4605	261	6582	
	offshore	0	1	299	2652	168	3119	

	Total	290	9	2015	7257	429	9701	