

RECEIVED
17 MAY 2006



Submission No. 44a
Date Received 17-5-06

BY:

MIG



AUSTRALIAN MEDICAL COUNCIL
INCORPORATED
ABN 19 614 243 263

House Of Representatives
Standing Committee On Migration

**INQUIRY INTO OVERSEAS SKILLS RECOGNITION,
UPGRADING AND LICENSING**

TABLES

- TABLE 1: Summary of AMC Examination Process for Non-specialist Registration
- TABLE 2: Flow Chart for Area of Need Specialist Assessment and Registration Process
- TABLE 3: AMC Examination Results by Country of Training
- TABLE 4: Age Distribution of AMC Candidates
- TABLE 5: Pass Rates of AMC Examinations for Bridging Course Participants

TABLE 1: SUMMARY OF 2005 AMC EXAMINATION PROCESS

Overview

- The 2005 AMC examination is a comprehensive test of medical knowledge and clinical skills for the purposes of registration in Australia.
- The standard of the AMC examination is formally defined as the level of attainment of medical knowledge, clinical skills and attitudes which is required of newly qualified graduates of Australian medical schools who are about to commence intern training.
- The standard of the AMC reflects the fact that under the provisions of the relevant State Medical (Practitioners) Acts all OTDs who complete the AMC examination are expected to complete 12 months of supervised training at the intern level, before they are eligible for full registration (registration without conditions).
- The AMC Examination is a sequential test – candidates must sit and pass the first stage Multiple Choice Questions (MCQ) examination before they can proceed to the stage 2 clinical examination.

MCQ Examination

- The 2005 MCQ examination is a 250 item Type A (one correct out of five responses) format.
- The examination is computer-administered in two segments each of 125 items over 3 hours.
- The examination is fully integrated and covers the following disciplines:
 - Internal Medicine (65 scored items)
 - Surgery (50 scored items)
 - Paediatrics (35 scored items)
 - Obstetrics and Gynaecology (30 scored items)
 - Psychiatry (20 scored items)
- Only 200 of the 250 items are scored – the remaining items are pilot or test items that are included in the examination for calibration purposes but are not counted towards the overall result.
- 60 of the scored items are classified as mastery (or safety) items that represent issues that are critical to the well being of the patient, are important conditions within the Australian community or are life-threatening. Candidates are expected to score a higher percentage of these items correct (2/3rds) in order to pass the examination.
- The MCQ examinations are calibrated and equated to a common scale using state of the art Item Response Theory (IRT) statistical analysis. This means the scoring of each examination administration can take into consideration variations in the degree of difficulty of the specific examination and variations in the ability levels of the cohort of candidates, to ensure that the same level of performance is required to obtain a pass score in each administration of the examination.
- Following each examination administration, the AMC Panel of Examiners reviews the statistical analysis of each question in the examination before the overall result of the examination is confirmed.
- The standard of the examination is calibrated (internally) against Australian university medical students and (externally) by exchange with the Medical Council of Canada (which is responsible for national licensing examinations for all Canadian medical graduates).
- The construction of the AMC MCQ examination and the IRT analysis methods used to validate the standards and passing scores are the same as those used

for comparable international screening examinations, including the Medical Council of Canada Licensing Examination and the United States Medical Licensing Examination.

- From 2005 there will be five administrations of the computer-format of the MCQ examination.

AMC Clinical Examination

- The objective of the AMC clinical examination is to evaluate the clinical competence and performance of the candidate in terms of his or her medical knowledge, clinical skills and professional attitudes for the safe and effective clinical practice of medicine in the Australian community.
- The focus of the AMC clinical examination is on:
 - Clinical history
 - Physical examination
 - Investigations
 - Diagnosis/differential diagnosis
 - Therapeutics/management
 - Counselling/patient education
 - Clinical procedures
- The clinical examination is an integrated examination that covers the following disciplines:
 - Internal Medicine
 - Surgery
 - Psychiatry
 - Obstetrics and Gynaecology
 - Paediatrics
- The examination is a structured multi-station (Objective Structured Clinical Examination or OSCE format) which consists of 16 individual stations. Candidates must pass 12 of the 16 stations in order to pass the examination overall
- The examination includes a provision for candidates, who have a marginal performance (10/16 or 11/16 stations scored correctly), to present for a re-test. The Re-test consists of 8 stations and candidates must pass 6/8 stations in order to pass the clinical examination overall.
- For each clinical examination station, assessment domains are defined by the Clinical Panel of Examiners and candidates are scored against the defined criteria.
- The AMC clinical examination was increased from 8 to 18 administration per year from 2004.

TABLE 2: Flow Chart for Area of Need Specialist Assessment

Stages in the Recruitment and Registration for Area of Need Specialist Positions

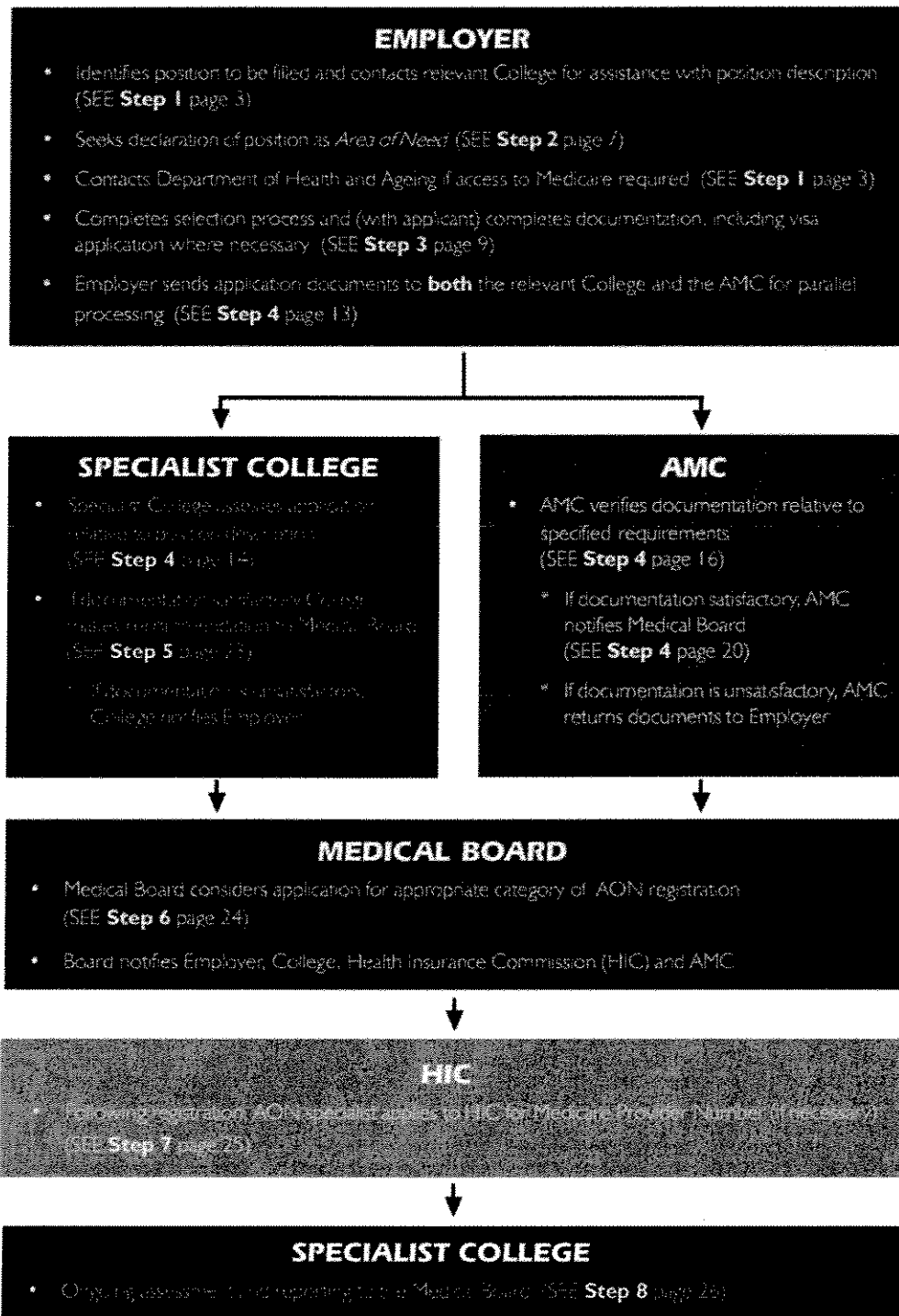


TABLE 3: AMC EXAMINATION STATISTICS BY COUNTRY OF TRAINING

Exams for period 01/01/1978 to 30/6/2005

Generated on : 24/06/2005 at : 1:05:27 PM

<u>Country of Training</u>	<u>MCQ</u>		<u>%</u>	<u>Clinical</u>		<u>%</u>	<u>Overall</u>
	<u>Comcd</u>	<u>Passed</u>		<u>Comcd</u>	<u>Passed</u>		
AFGHANISTAN	64	51	79.69	41	34	82.93	53.13
ALBANIA	4	3	75	2	2	100	50
ALGERIA	7	5	71.43	4	3	75	42.86
ANTIGUA & BARBUDA	1	0	0	0	0	0	0
ARGENTINA	16	10	62.5	7	7	100	43.75
AUSTRIA	12	11	91.67	9	9	100	75
AZERBAIJAN	1	0	0	0	0	0	0
BANGLADESH	462	424	91.77	283	219	77.39	47.4
BELARUS	14	12	85.71	9	7	77.78	50
BELGIUM	13	10	76.92	6	5	83.33	38.46
BOLIVIA	1	0	0	0	0	0	0
BOSNIA-HERZEGOVINA	48	37	77.08	29	25	86.21	52.08
BRAZIL	18	14	77.78	13	10	76.92	55.56
BULGARIA	43	26	60.47	18	14	77.78	32.56
CAMBODIA	7	5	71.43	4	2	50	28.57
CAMEROON	1	1	100	1	1	100	100
CANADA	51	49	96.08	40	32	80	62.75
CHILE	13	10	76.92	10	10	100	76.92
CHINA	443	364	82.17	286	243	84.97	54.85
COLOMBIA	27	18	66.67	7	6	85.71	22.22
CROATIA	26	22	84.62	19	17	89.47	65.38
CZECH REPUBLIC	17	13	76.47	6	6	100	35.29
CZECHOSLOVAKIA	50	34	68	32	29	90.63	58
DENMARK	11	8	72.73	8	8	100	72.73
DOMINICA	1	0	0	0	0	0	0
DOMINICAN REPUBLIC	5	3	60	2	2	100	40
ECUADOR	3	3	100	3	3	100	100
EGYPT	653	527	80.7	467	419	89.72	64.17
EL SALVADOR	11	4	36.36	3	2	66.67	18.18
ETHIOPIA	9	9	100	7	7	100	77.78
FIJI	96	77	80.21	69	61	88.41	63.54
FINLAND	5	4	80	4	2	50	40
FRANCE	20	9	45	7	6	85.71	30
GEORGIA	5	1	20	1	1	100	20
GERMANY	187	143	76.47	117	103	88.03	55.08
GHANA	7	5	71.43	3	3	100	42.86
GREECE	28	13	46.43	11	6	54.55	21.43
GRENADA	5	4	80	4	4	100	80
GUATEMALA	5	3	60	3	1	33.33	20
HONG KONG	243	215	88.48	160	129	80.63	53.09
HUNGARY	54	37	68.52	35	34	97.14	62.96

ICELAND	1	1	100	1	0	0	0
INDIA	1337	1068	79.88	876	752	85.84	56.25
INDONESIA	51	29	56.86	23	14	60.87	27.45
IRAN	121	95	78.51	65	58	89.23	47.93
IRAQ	391	369	94.37	305	264	86.56	67.52
IRELAND	90	77	85.56	49	47	95.92	52.22
ISRAEL	9	5	55.56	5	5	100	55.56
ITALY	54	28	51.85	26	22	84.62	40.74
JAMAICA	5	5	100	5	4	80	80
JAPAN	9	6	66.67	3	2	66.67	22.22
JORDAN	12	11	91.67	6	6	100	50
KAZAKHSTAN	11	8	72.73	3	2	66.67	18.18
KENYA	8	3	37.5	2	2	100	25
KOSOVA	1	1	100	1	0	0	0
KUWAIT	8	5	62.5	3	2	66.67	25
KYRGYZSTAN	1	1	100	0	0	0	0
LAOS	1	0	0	0	0	0	0
LATVIA	8	7	87.5	4	4	100	50
LEBANON	18	12	66.67	9	7	77.78	38.89
LIBYA	8	7	87.5	4	4	100	50
LITHUANIA	12	11	91.67	7	5	71.43	41.67
MACEDONIA (FYROM)	19	15	78.95	10	7	70	36.84
MADAGASCAR	1	1	100	0	0	0	0
MALAWI	1	1	100	1	1	100	100
MALAYSIA	52	42	80.77	35	24	68.57	46.15
MALTA	4	4	100	3	3	100	75
MEXICO	15	7	46.67	5	4	80	26.67
MOLDOVA	5	3	60	3	3	100	60
MOZAMBIQUE	1	0	0	0	0	0	0
MYANMAR/BURMA	155	132	85.16	102	70	68.63	45.16
NEPAL	6	6	100	5	5	100	83.33
NETHERLANDS	36	27	75	22	16	72.73	44.44
NICARAGUA	2	1	50	1	1	100	50
NIGERIA	60	40	66.67	33	30	90.91	50
NORTHERN AFRICA	1	1	100	1	1	100	100
NORWAY	3	3	100	3	3	100	100
PAKISTAN	299	232	77.59	153	128	83.66	42.81
PAPUA NEW GUINEA	41	29	70.73	24	19	79.17	46.34
PARAGUAY	1	0	0	0	0	0	0
PERU	19	11	57.89	9	9	100	47.37
PHILIPPINES	349	210	60.17	170	123	72.35	35.24
POLAND	189	135	71.43	130	116	89.23	61.38
PORTUGAL	4	3	75	3	2	66.67	50
ROMANIA	133	101	75.94	79	62	78.48	46.62
RUSSIA	125	87	69.6	62	52	83.87	41.6
SINGAPORE	51	41	80.39	33	31	93.94	60.78
SLOVAK REPUBLIC	8	6	75	6	5	83.33	62.5
SLOVAKIA	1	0	0	0	0	0	0
SLOVENIA	2	2	100	2	1	50	50

SOMALIA	4	4	100	3	1	33.33	25
SOUTH AFRICA	424	371	87.5	316	293	92.72	69.1
SOUTH KOREA	24	19	79.17	13	10	76.92	41.67
SPAIN	17	12	70.59	12	8	66.67	47.06
SRI LANKA	579	509	87.91	429	363	84.62	62.69
SUDAN	39	34	87.18	28	25	89.29	64.1
SWEDEN	12	7	58.33	6	3	50	25
SWITZERLAND	18	13	72.22	9	8	88.89	44.44
SYRIA	63	54	85.71	50	45	90	71.43
TAIWAN	30	17	56.67	14	9	64.29	30
TANZANIA	4	2	50	2	2	100	50
THAILAND	12	8	66.67	6	4	66.67	33.33
TRINIDAD AND TOBAGO	4	3	75	3	1	33.33	25
TURKEY	57	41	71.93	40	37	92.5	64.91
UGANDA	6	3	50	3	3	100	50
UK	528	495	93.75	371	351	94.61	66.48
UKRAINE	55	43	78.18	32	28	87.5	50.91
URUGUAY	14	10	71.43	10	9	90	64.29
USA	62	51	82.26	46	39	84.78	62.9
USSR	135	77	57.04	69	57	82.61	42.22
UZBEKISTAN	8	6	75	3	0	0	0
VENEZUELA	5	4	80	4	3	75	60
VIETNAM	162	118	72.84	99	78	78.79	48.15
WEST INDIES	1	1	100	1	1	100	100
YEMEN	1	0	0	0	0	0	0
YUGOSLAVIA	199	135	67.84	112	103	91.96	51.76
ZAMBIA	6	6	100	5	5	100	83.33
ZIMBABWE	26	20	76.92	15	14	93.33	53.85
Totals	8921	7136	79.99	5723	4888	85.41	54.79

TABLE 4: AGE DISTRIBUTION OF AMC CANDIDATES

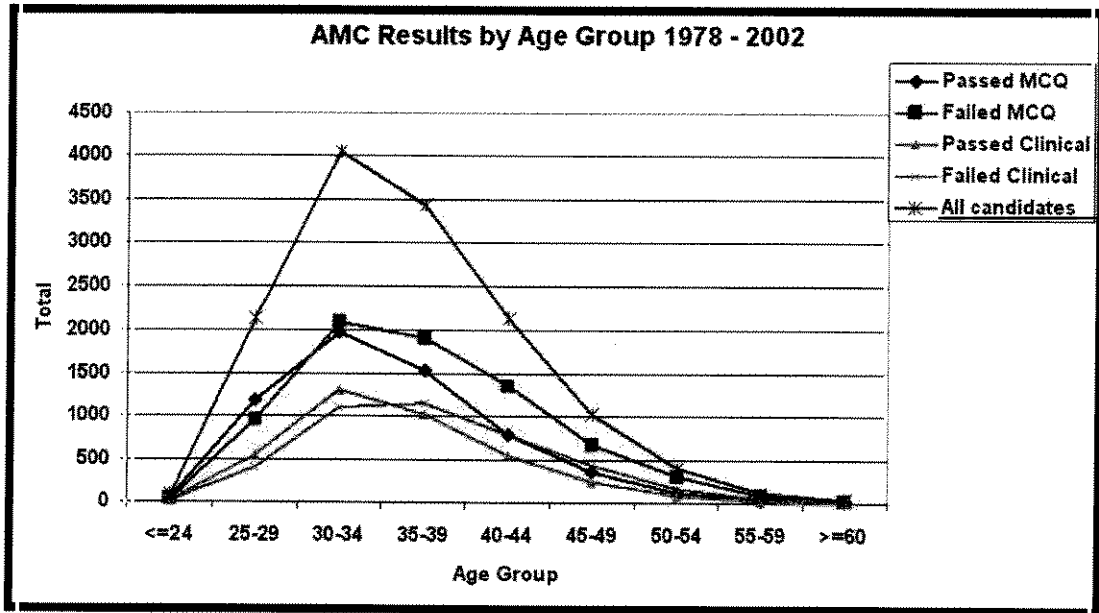
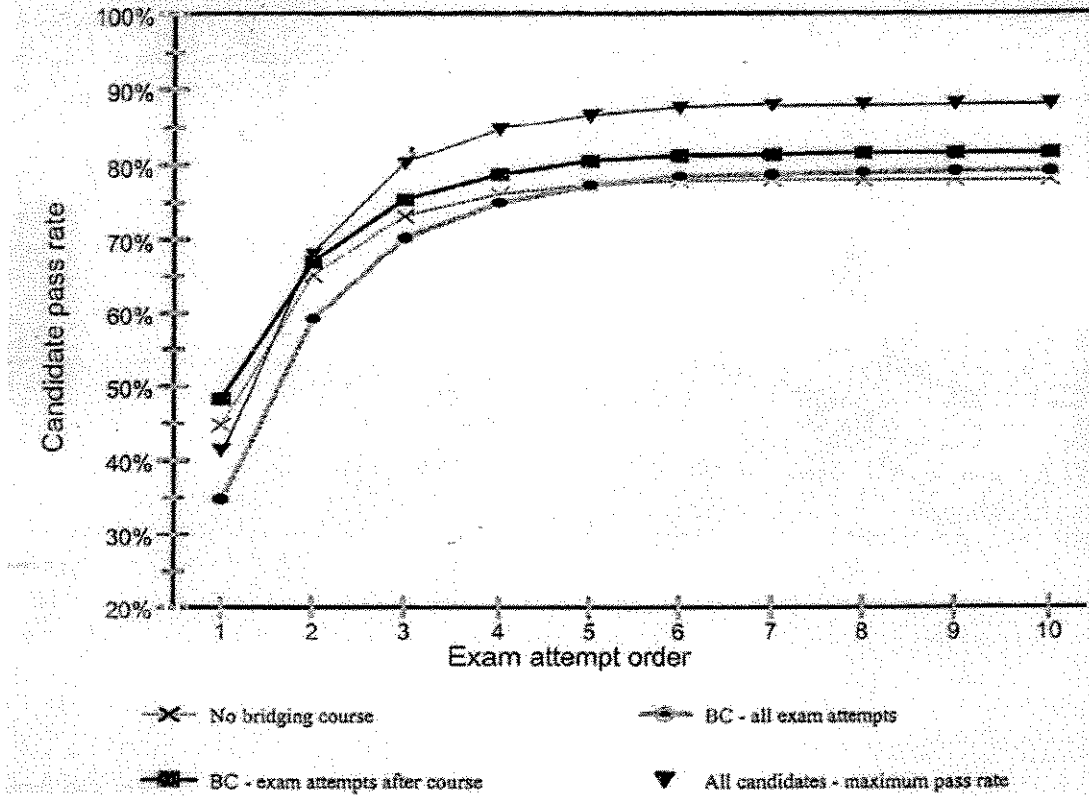


TABLE 5: PASS RATES AT AMC CLINICAL EXAMINATIONS FOR BRIDGING COURSE PARTICIPANTS

Figure 7.1: Candidate pass rate by exam order



O:\Committees\Executive\MISC\2005HoRepsSkillsRecogInquiryTables.doc