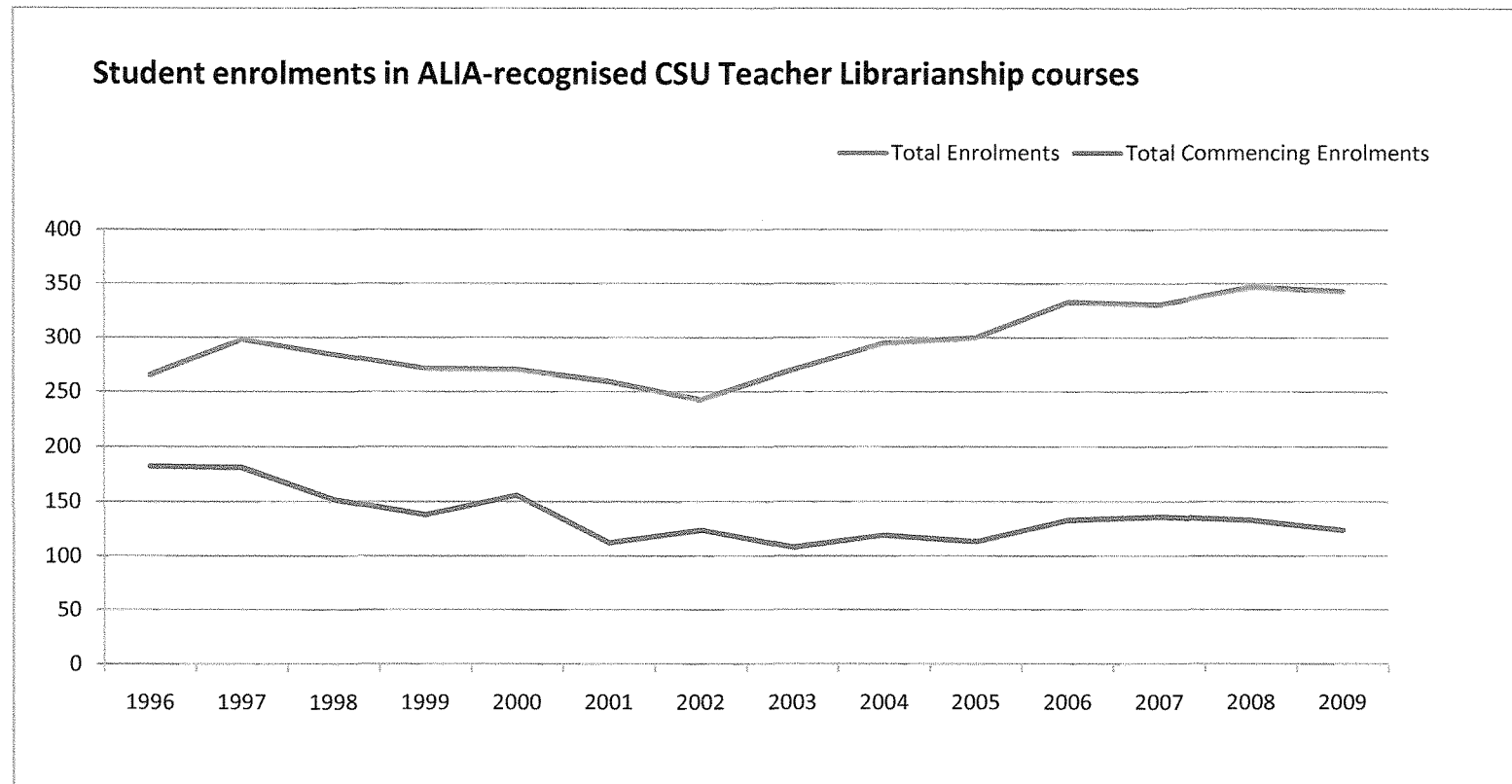


Total student enrolments in CSU Teacher Librarianship Courses, 1996-2009

These are courses recognised by ALIA as providing a professional library and information qualification

includes Graduate Diploma of Education (Teacher Librarianship), Master of Education (Teacher Librarianship), Master of Applied Science (Teacher Librarianship) courses

Year	1996	1997	1998	1999	2000	2001	2002	2003	2004	2005	2006	2007	2008	2009
Total Enrolments	265	298	284	271	270	259	243	270	295	300	333	331	347	343
Total Commencing Enrolments	182	181	152	138	156	112	124	108	119	113	133	136	133	124



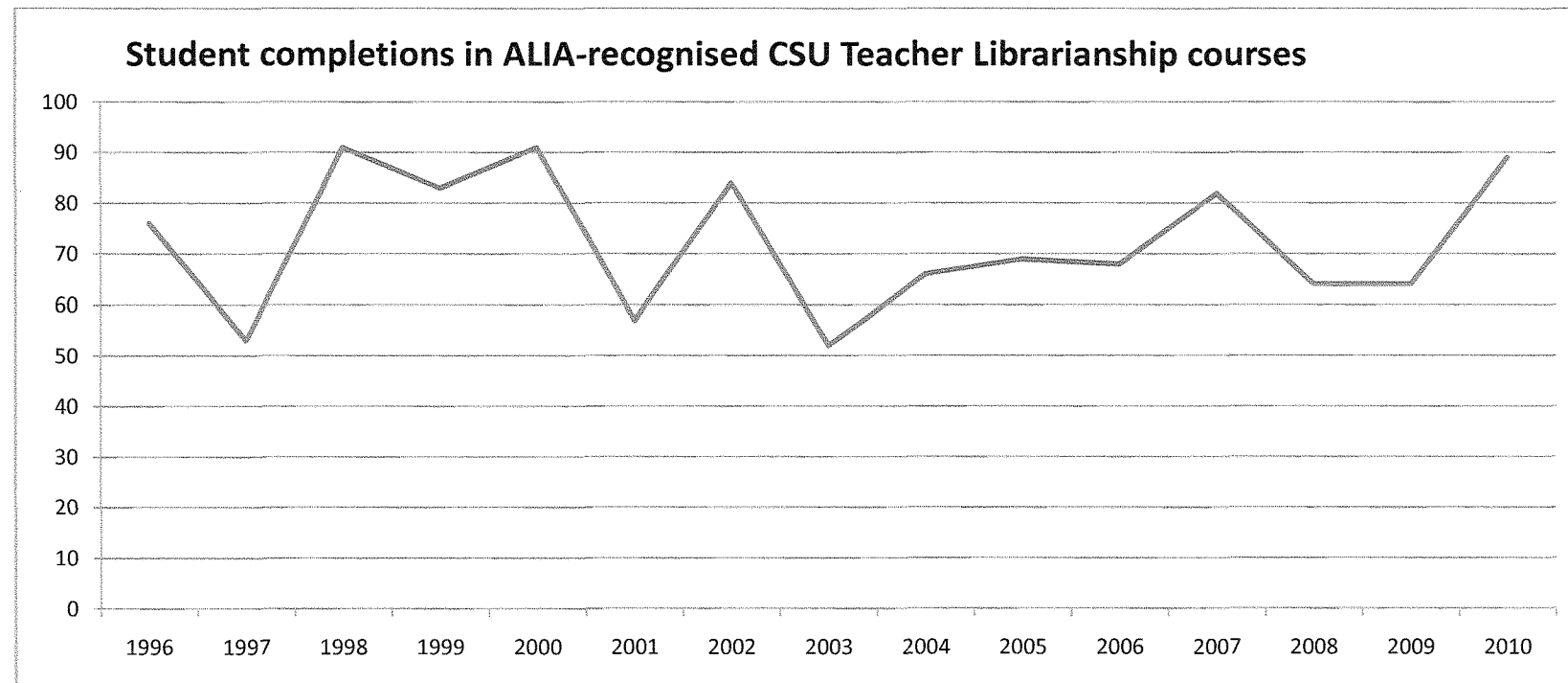
Total students who completed CSU Teacher Librarianship Courses, 1996-2010

to gain an ALIA-recognised library and information qualification

includes Graduate Diploma of Education (Teacher Librarianship), Master of Education (Teacher Librarianship), Master of Applied Science (Teacher Librarianship) courses

Year	1996	1997	1998	1999	2000	2001	2002	2003	2004	2005	2006	2007	2008	2009	2010
Completions	76	53	91	83	91	57	84	52	66	69	68	82	64	64	89

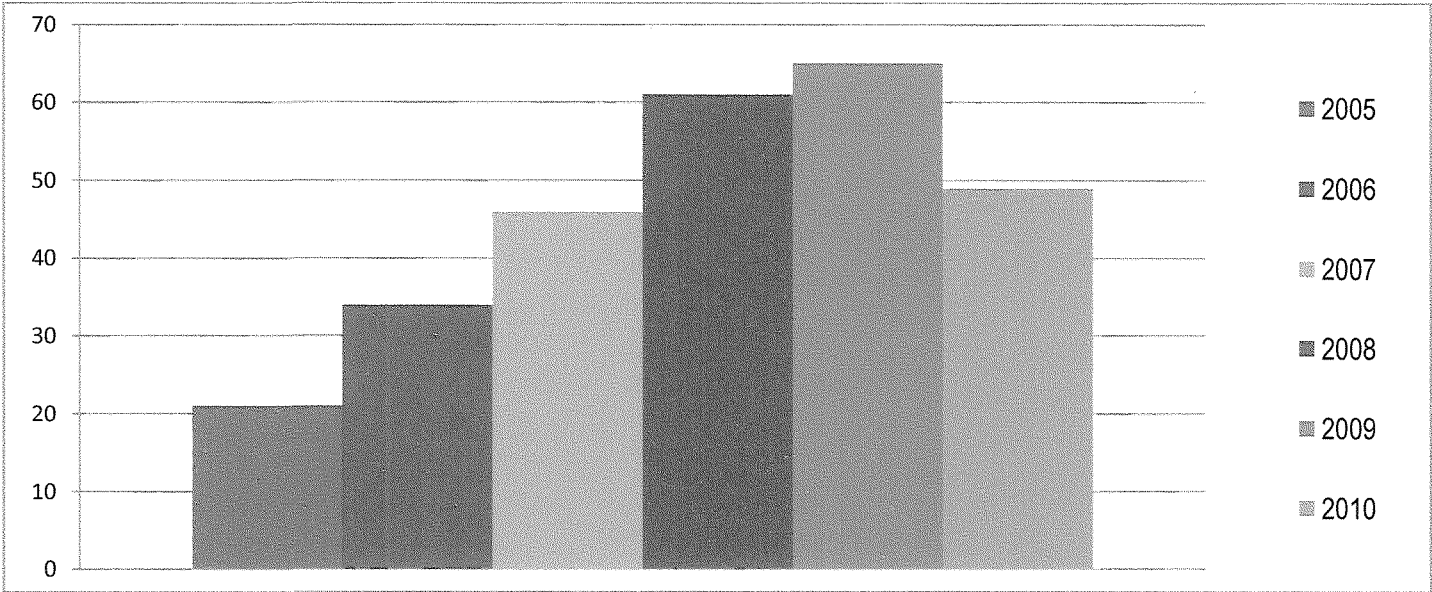
Total student completions 1996-2010 = 1089



Total students completing NSWDET sponsored Graduate Certificate in Teacher Librarianship program, 2005-2010

Note: this is not an ALIA-recognised library and information qualification (ie. students do not graduate as fully qualified teacher librarians, they need to enrol in the MEdTL to complete the remaining four subjects to achieve this)

Year	2005	2006	2007	2008	2009	2010	Total = 276
GradCertTL completions	21	34	46	61	65	49	



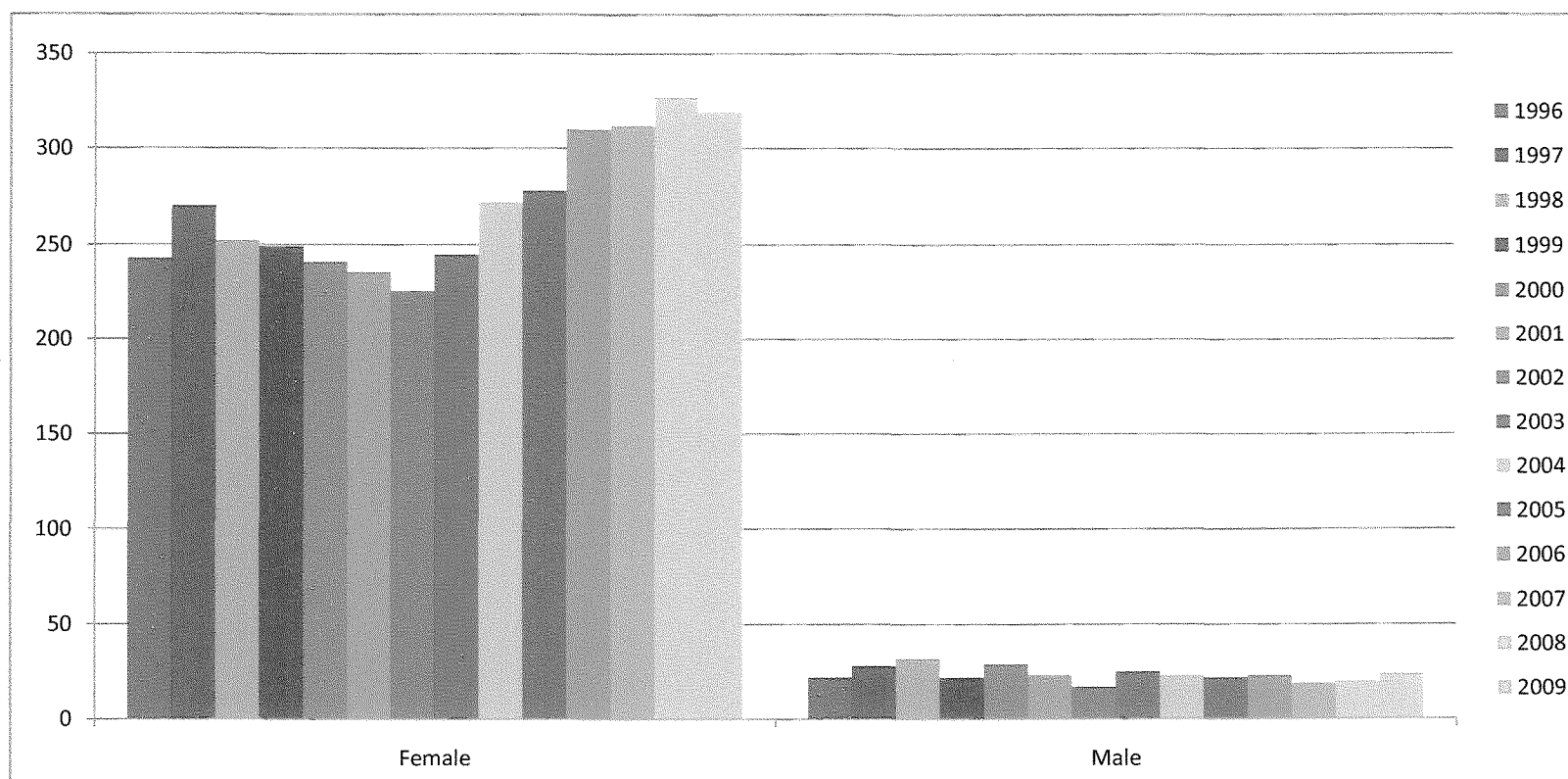
NSWDET sponsored GradCertTL completions

Gender of students enrolled in CSU Teacher Librarianship Courses, 1996-2010

to gain an ALIA-recognised library and information qualification

includes Graduate Diploma of Education (Teacher Librarianship), Master of Education (Teacher Librarianship), Master of Applied Science (Teacher Librarianship) courses

Gender	1996	1997	1998	1999	2000	2001	2002	2003	2004	2005	2006	2007	2008	2009
Female	243	270	252	249	241	236	226	245	272	278	310	312	327	319
Male	22	28	32	22	29	23	17	25	23	22	23	19	20	24
Grand Total	265	298	284	271	270	259	243	270	295	300	333	331	347	343

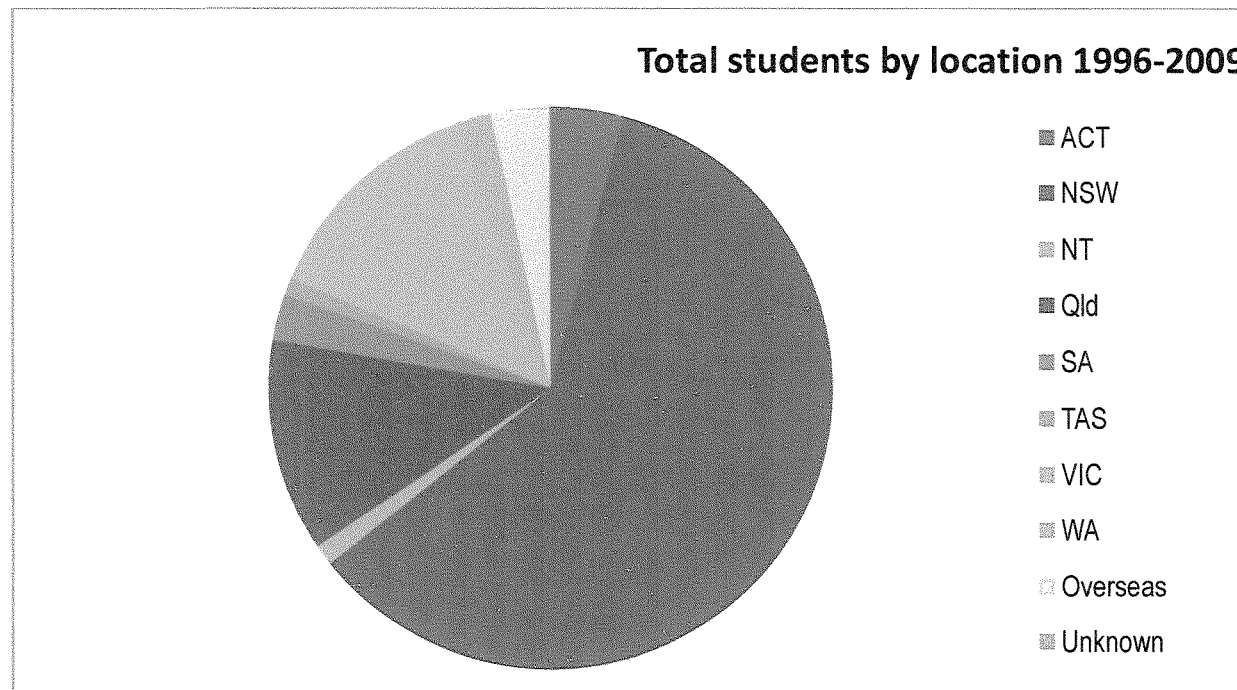


Location by state of students enrolled in CSU Teacher Librarianship Courses, 1996-2010

to gain an ALIA-recognised library and information qualification

includes Graduate Diploma of Education (Teacher Librarianship), Master of Education (Teacher Librarianship), Master of Applied Science (Teacher Librarianship) courses

Location	1996	1997	1998	1999	2000	2001	2002	2003	2004	2005	2006	2007	2008	2009
ACT	13	17	23	21	12	10	9	10	12	9	8	8	8	13
NSW	184	199	187	169	160	161	142	160	181	180	186	182	191	187
NT	8	7	3	1	3	3	1	1	3	3	2	5	4	5
Qld	21	27	23	33	40	36	32	38	32	33	49	45	47	47
SA	3	6	5	6	5	3	3	7	10	14	13	14	11	7
TAS	1	6	3	1	4	3	2	1	0	1	3	6	5	4
VIC	31	30	36	29	27	23	28	34	37	47	55	52	60	58
WA	2	1	2	5	9	10	13	11	11	3	4	2	3	4
Overseas	1	4	2	4	10	10	13	8	9	10	13	17	18	18
Unknown	1	1	0	2	0	0	0	0	0	0	0	0	0	0
Total	265	298	284	271	270	259	243	270	295	300	333	331	347	343

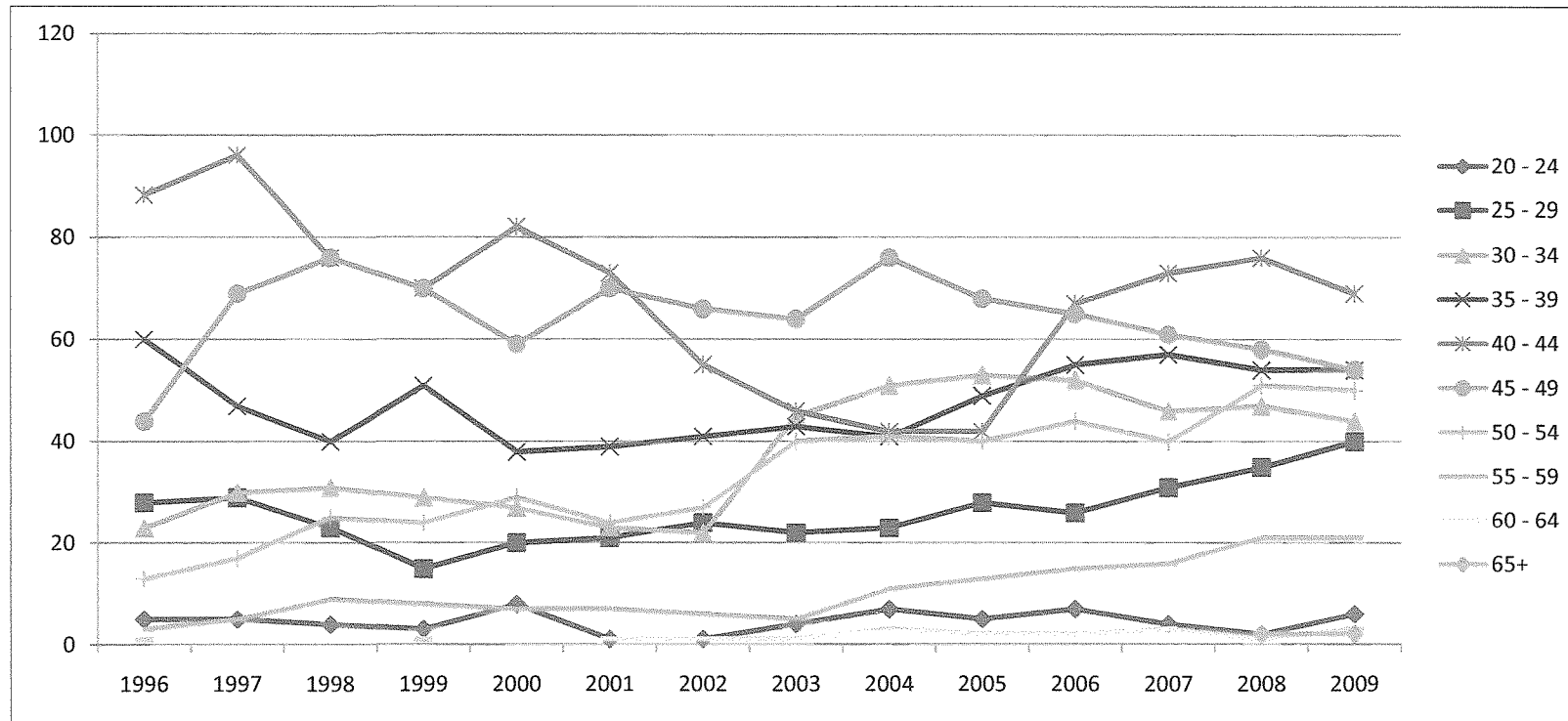


Age of students enrolled in CSU Teacher Librarianship Courses, 1996-2010

to gain an ALIA-recognised library and information qualification

includes Graduate Diploma of Education (Teacher Librarianship), Master of Education (Teacher Librarianship), Master of Applied Science (Teacher Librarianship) courses

Age range	1996	1997	1998	1999	2000	2001	2002	2003	2004	2005	2006	2007	2008	2009
20 - 24	5	5	4	3	8	1	1	4	7	5	7	4	2	6
25 - 29	28	29	23	15	20	21	24	22	23	28	26	31	35	40
30 - 34	23	30	31	29	27	23	22	45	51	53	52	46	47	44
35 - 39	60	47	40	51	38	39	41	43	41	49	55	57	54	54
40 - 44	88	96	76	70	82	73	55	46	42	42	67	73	76	69
45 - 49	44	69	76	70	59	70	66	64	76	68	65	61	58	54
50 - 54	13	17	25	24	29	24	27	40	41	40	44	40	51	50
55 - 59	3	5	9	8	7	7	6	5	11	13	15	16	21	21
60 - 64	1			1		1	1	1	3	2	2	3	1	3
65+													2	2
Median Age	40	41	42	43	42	43	43	43	42	41	41	41	42	41



Graduate Diploma of Education (Secondary) (Teacher Librarianship)

Pathway for qualified librarians wishing to gain a teaching qualification (this course has been replaced by Bachelor of Teaching (Secondary))

	1996	1997	1998	1999	2000	2001	2002	2003	2004	2005	2006	2007	2008	2009
Enrolments	18	19	20	12	15	17	9	11	8	12	6	1		
Commencing Enrolments	10	8	9	3	8	11	2	5	3	7	0	0		