



## **Submission No 29**

**Inquiry into Australia's relationship with India as an emerging world power**


**Organisation:** Chief Minister – Minister for Asian Relation & Trade (Northern Territory Government)

**Contact Person:** Clare Martin  
Chief Minister

**Address:** GPO BOX 3146  
DARWIN NT 0801



CHIEF MINISTER  
MINISTER FOR ASIAN RELATIONS AND TRADE



Parliament House  
State Square  
Darwin NT 0800  
chief.minister@nt.gov.au

GPO Box 3148  
Darwin NT 0801  
Telephone: 08 8901 4000  
Facsimile: 08 8901 4099

Senator Alan Ferguson  
Chair  
Joint Standing Committee on Foreign Affairs, Defence and Trade  
Parliament House  
CANBERRA ACT 2600

Dear Senator

Thank you for your letter of 3 April 2006, requesting the Northern Territory Minister for Primary Industry, Fisheries and Mines to provide a submission to the inquiry into Australia's relationship with India as an emerging world power. This request has been referred to me, as Minister for Asian Relations and Trade for a response.

India has enjoyed significant economic reform and growth over the past few years and various sectors have been opened up for trade and investment. The Northern Territory supports the strengthening of economic, political and social links for the mutual benefit of Australia and India.

While merchandise trade with India is not strong, the Northern Territory is particularly interested in building and strengthening ties in the areas of skilled migration, tertiary education, sport and the supply of gas to the Indian market. (Northern Territory – India trade sheet is attached).

Australia's total trade with India for 2005 amounted to \$8 billion. With this volume of trade, there is an opportunity for the Northern Territory to position itself to take advantage of the two-way trade, through the Port of Darwin, as well as to develop shipping links with the major ports of India.

There is an increasing opportunity for Australia to supply gas to meet the demands of the growing Indian economy. There has also been some interest from Indian petroleum companies to be involved in exploration and joint ventures or farm-ins, in the Northern Territory, with the aim of securing energy resources.



Northern Territory Government

India is considered a source for skilled migration in the areas of hospitality, information, communication and technology and engineering. There is also the potential for cooperation with India in the bio-technology industry. In addition, the Northern Territory Film Office believes there is a potential for the Northern Territory to be promoted as a film location for the Indian film industry.

India is also a target market for tertiary level students. Currently there are 27 Indian students enrolled at Darwin's Charles Darwin University and there is potential for growth in this sector. Recruitment exhibitions and skilled migration promotions in various Indian cities have resulted in Indian students being the largest single group studying at the Charles Darwin University.


In relation to sport, India is considered a new frontier for the Northern Territory Arafura Games, held in Darwin every two years. Participation by Indian athletes is hoped to increase with promotional flyers (translated into the Hindi language) to be distributed to the appropriate sporting bodies in India.

As there is much potential for building links with India, the Northern Territory requests that the inquiry explore to the fullest possible extent, the benefits and risks in the establishment and strengthening of trade and other links with India.

If you have any queries, please have your staff contact Mr David Malone, Executive Director, Trade and Major Projects Division on (08) 8999 5354 or by email at [dave.malone@nt.gov.au](mailto:dave.malone@nt.gov.au).


I wish you success with this inquiry and look forward to receiving a copy of the Committee's report when it is available.

Yours sincerely

A handwritten signature in black ink that reads "Clare Martin". The signature is written in a cursive style with a large initial 'C'.

CLARE MARTIN

23. 7. 06



# Northern Territory Merchandise Trade with India - to 2005/06

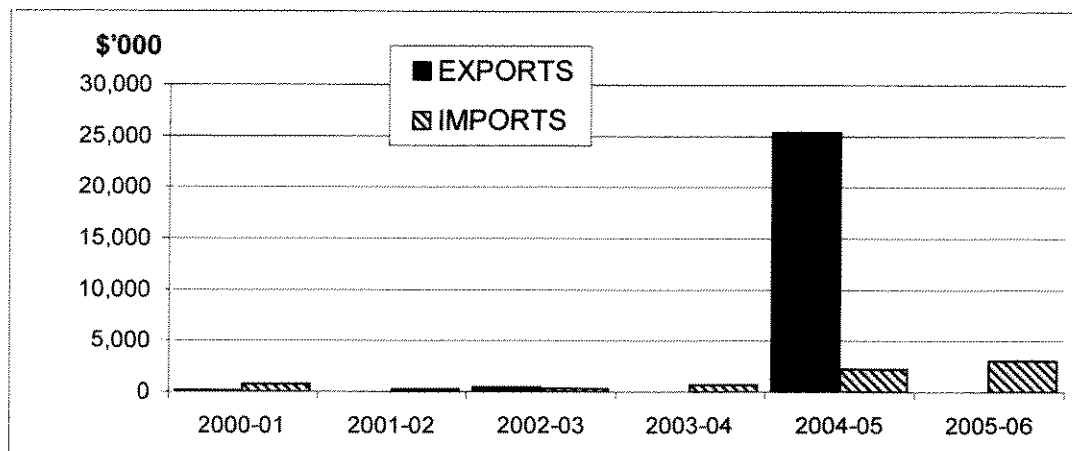
(1st & 2nd Quarters)

## EXPORTS (\$'000)

Category	2000-01	2001-02	2002-03	2003-04	2004-05	2005-06
<b>Food &amp; Live Animals</b> (live cattle, meat products)	4		6	14		
<b>Beverage &amp; Tobacco</b>						
<b>Crude Materials</b> (metal ores, metal scrap)	143	7	396		10,081	12
<b>Mineral Fuels</b> (petroleum and related products)						
<b>Animal &amp; Vegetable Oils</b>						
<b>Chemicals &amp; Related Products</b> (inorganic chemicals, plastics)			9	4	7	
<b>Manufactured Goods</b> (non metallic mineral, manufacturers metal, wood)						
<b>Machinery &amp; Transport Equipment</b>		3	36			
<b>Miscellaneous Manufacturing</b> (general supplies, construction related)	1		9			4
<b>Unclassified Commodities</b> (confidential items, can include alumina, manganese, uranium, zinc, lead and gold for example)					15,291	
<b>TOTAL EXPORTS</b>	<b>148</b>	<b>10</b>	<b>456</b>	<b>18</b>	<b>25,379</b>	<b>16</b>

## IMPORTS (\$'000)

Category	2000-01	2001-02	2002-03	2003-04	2004-05	2005-06
<b>Food &amp; Live Animals</b> (live cattle, meat products)						
<b>Beverage &amp; Tobacco</b>						
<b>Crude Materials</b> (metal ores, metal scrap)	399	128	82	236	146	35
<b>Mineral Fuels</b> (petroleum and related products)						
<b>Animal &amp; Vegetable Oils</b>	2	5	2		2	
<b>Chemicals &amp; Related Products</b> (inorganic chemicals, plastics)	75	63	6	19	1,832	1,214
<b>Manufactured Goods</b> (non metallic mineral, manufacturers metal, wood)	97	11	61	182	79	92
<b>Machinery &amp; Transport Equipment</b>	155	11	121	220	143	1,652
<b>Miscellaneous Manufacturing</b> (general supplies, construction related)	2	8	12	9	11	27
<b>Unclassified Commodities</b> (confidential items, can include alumina, manganese, uranium, zinc, lead and gold for example)						41
<b>TOTAL IMPORTS</b>	<b>730</b>	<b>226</b>	<b>285</b>	<b>665</b>	<b>2,213</b>	<b>3,061</b>





# INDIA

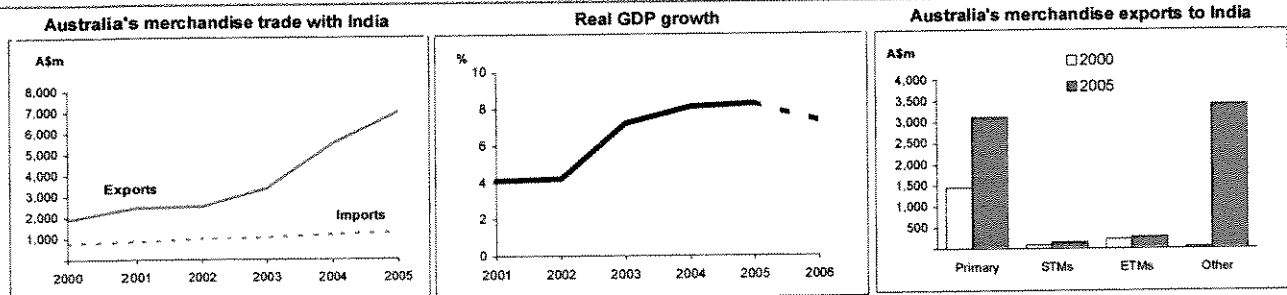
Fact Sheet

## General information:

Fact sheets are updated biannually; May and September

<b>Capital:</b>	New Delhi	<b>Head of State:</b>	H.E. President Dr A.P.J. Abdul Kalam
<b>Surface area:</b>	3,287 thousand sq km	<b>Head of Government:</b>	Prime Minister The Hon Dr Manmohan Singh
<b>Official languages:</b>	Hindi, English		
<b>Population:</b>	1,095.4 million (2005)		
<b>Exchange rate:</b>	A\$1 = 33.2587 Rupees (Jan 2006)		

Recent economic indicators:	2001	2002	2003	2004	2005(a)	2006(b)
<b>GDP (US\$bn) (current prices) (c):</b>	474.1	493.3	575.3	665.9	775.4	849.9
<b>GDP PPP (US\$bn) (d):</b>	2,573.6	2,740.9	3,004.0	3,307.2	3,633.4	3,942.2
<b>GDP per capita (US\$):</b>	467	478	548	623	714	769
<b>GDP per capita PPP (US\$) (d):</b>	2,537	2,655	2,860	3,095	3,344	3,569
<b>Real GDP growth (% change YOY) (c):</b>	4.1	4.2	7.2	8.1	8.3	7.3
<b>Current account balance (US\$m):</b>	1,410	7,061	8,773	1,430	-19,044	-26,143
<b>Current account balance (% GDP):</b>	0.3	1.4	1.5	0.2	-2.5	-3.1
<b>Goods &amp; services exports (% GDP):</b>	12.7	14.5	14.8	19.0	21.2	22.8
<b>Inflation (% change YOY):</b>	3.8	4.3	3.8	3.8	4.2	4.8



## Australia's trade relationship with India:

### Australian merchandise trade with India, 2005:

Exports to India (A\$m):	6,969	<b>Total share:</b> 5.0%	<b>Rank:</b> 6th	<b>Growth (yoy):</b> 28.3%
Imports from India (A\$m):	1,215	0.8%	27th	8.4%
Total trade (exports + imports) (A\$m):	8,184	2.8%	12th	24.9%

### Major Australian merch. exports, 2005 (A\$m):

Non-monetary gold	2,989
Coal	2,224
Copper ores	527
Wool	142

### Major Australian merch. imports, 2005 (A\$m):

Pearls and gems	92
Jewellery	49
Articles of iron, steel and other base met	41
Floor coverings	35

### Australia's trade in services with India, 2005:

Exports of services to India (A\$m):	1,032	<b>Total share:</b> 2.8%
Imports of services from India (A\$m):	302	0.8%

### Major Australian service exports, 2005 (A\$m):

Education-related travel	683
Personal travel excl. education	82

### Major Australian service imports, 2005 (A\$m):

Personal travel excl. education	188
Business travel	39

## India's global merchandise trade relationships:

### India's principal export destinations, 2004:

1	United States	17.0%
2	United Arab Emirates	8.8%
3	China	5.4%
27	Australia	0.9%

### India's principal import sources, 2004:

1	China	6.1%
2	United States	6.0%
3	Switzerland	5.2%
8	Australia	3.3%

Compiled by the Market Information and Analysis Section, DFAT, using the latest data from the ABS, the IMF and various international sources.

(a) All recent data subject to revision; (b) IMF/EIU forecast; (c) Year beginning April 1st; (d) PPP is purchasing power parity.

# Northern Territory Government

[Home](#) > The Chief Minister and the Cabinet

## The Chief Minister and the Cabinet

### Chief Minister

**The Honourable Clare Martin MLA**




Chief Minister  
Minister for Tourism  
Minister for Asian Relations and Trade  
Minister for the AustralAsia Railway  
Minister for Indigenous Affairs

**Contact:**

GPO Box 3146  
Darwin NT 0801  
Telephone: 08 8901 4000  
Facsimile: 08 8901 4099  
Email: [chiefminister.nt@nt.gov.au](mailto:chiefminister.nt@nt.gov.au)

### Cabinet

**Hon Syd Stirling MLA**




Treasurer  
Minister for Employment, Education and Training  
Minister for Racing, Gaming and Licensing

**Contact:**

GPO Box 3146  
Darwin NT 0801  
Telephone: 08 8901 4052  
Facsimile: 08 8901 4060  
Email: [minister.stirling@nt.gov.au](mailto:minister.stirling@nt.gov.au)

**Hon Dr Peter Toyne MLA**



Minister for Justice and Attorney-General  
Minister for Health  
Minister for Central Australia

**Contact:**

GPO Box 3146  
Darwin NT 0801  
Telephone: 08 8901 4118  
Facsimile: 08 8901 4119  
Email: [minister.toyne@nt.gov.au](mailto:minister.toyne@nt.gov.au)

**Hon Paul Henderson MLA**




Minister for Business and Economic Development  
Minister for Police, Fire and Emergency Services  
Minister for Regional Development  
Minister for Defence Support  
Minister for Essential Services

**Contact:**

GPO Box 3146  
Darwin NT 0801  
Telephone: 08 8901 4072  
Facsimile: 08 8901 4080  
Email: [minister.henderson@nt.gov.au](mailto:minister.henderson@nt.gov.au)

**Hon Dr Chris Burns MLA**




Minister for Infrastructure and Transport  
Minister for Planning and Lands  
Minister for Public Employment  
Minister for Corporate and Information Services  
Minister for Communications

**Contact:**

GPO Box 3146  
Darwin NT 0801  
Telephone: 08 8901 4162  
Facsimile: 08 8901 4165  
Email: [minister.burns@nt.gov.au](mailto:minister.burns@nt.gov.au)

**Hon Kon Vatskalis MLA**



Minister for Primary Industry and Fisheries  
Minister for Mines and Energy  
Minister for Multicultural Affairs

**Contact:**

GPO Box 3146  
Darwin NT 0801  
Telephone: 08 8901 4132  
Facsimile: 08 8901 4134  
Email: [minister.vatskalis@nt.gov.au](mailto:minister.vatskalis@nt.gov.au)

**Ms Marion Scrymgour MLA**




Minister for Natural Resources, the Environment and Heritage  
Minister for Parks and Wildlife  
Minister for Arts and Museums  
Minister for Young Territorians  
Minister for Women's Policy  
Minister for Senior Territorians

**Contact:**

GPO Box 3146  
Darwin NT 0801  
Telephone: 08 8901 4102  
Facsimile: 08 8901 4110  
Email: [marion.scrymgour@nt.gov.au](mailto:marion.scrymgour@nt.gov.au)

**Hon Elliot McAdam MLA**



# Northern Territory Merchandise Trade with India - to 2005/06

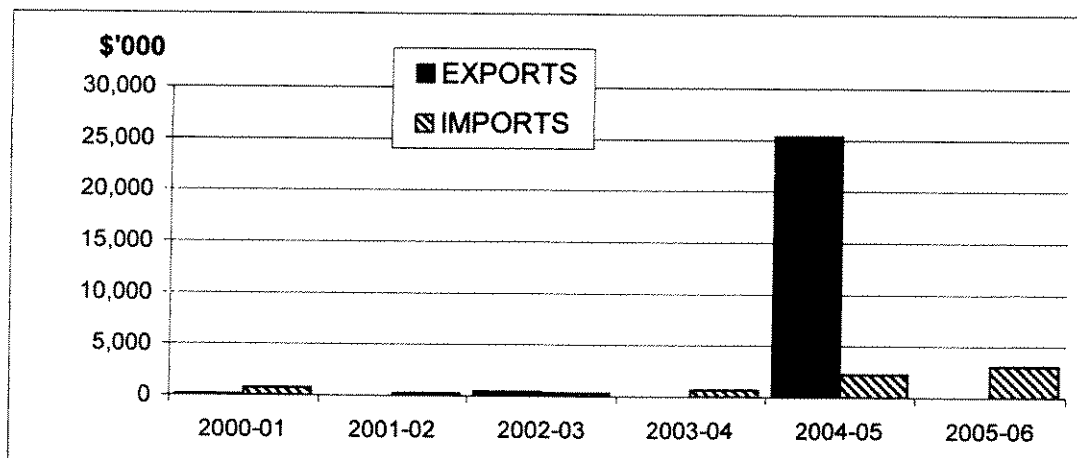
(1st & 2nd Quarters)

## EXPORTS (\$'000)


Category	2000-01	2001-02	2002-03	2003-04	2004-05	2005-06
<b>Food &amp; Live Animals</b> (live cattle, meat products)	4		6	14		
<b>Beverage &amp; Tobacco</b>						
<b>Crude Materials</b> (metal ores, metal scrap)	143	7	396		10,081	12
<b>Mineral Fuels</b> (petroleum and related products)						
<b>Animal &amp; Vegetable Oils</b>						
<b>Chemicals &amp; Related Products</b> (inorganic chemicals, plastics)			9	4	7	
<b>Manufactured Goods</b> (non metallic mineral, manufacturers metal, wood)						
<b>Machinery &amp; Transport Equipment</b>		3	36			
<b>Miscellaneous Manufacturing</b> (general supplies, construction related)	1		9			4
<b>Unclassified Commodities</b> (confidential items, can include alumina, manganese, uranium, zinc, lead and gold for example)					15,291	
<b>TOTAL EXPORTS</b>	<b>148</b>	<b>10</b>	<b>456</b>	<b>18</b>	<b>25,379</b>	<b>16</b>

## IMPORTS (\$'000)

Category	2000-01	2001-02	2002-03	2003-04	2004-05	2005-06
<b>Food &amp; Live Animals</b> (live cattle, meat products)						
<b>Beverage &amp; Tobacco</b>						
<b>Crude Materials</b> (metal ores, metal scrap)	399	128	82	236	146	35
<b>Mineral Fuels</b> (petroleum and related products)						
<b>Animal &amp; Vegetable Oils</b>	2	5	2		2	
<b>Chemicals &amp; Related Products</b> (inorganic chemicals, plastics)	75	63	6	19	1,832	1,214
<b>Manufactured Goods</b> (non metallic mineral, manufacturers metal, wood)	97	11	61	182	79	92
<b>Machinery &amp; Transport Equipment</b>	155	11	121	220	143	1,652
<b>Miscellaneous Manufacturing</b> (general supplies, construction related)	2	8	12	9	11	27
<b>Unclassified Commodities</b> (confidential items, can include alumina, manganese, uranium, zinc, lead and gold for example)						41
<b>TOTAL IMPORTS</b>	<b>730</b>	<b>226</b>	<b>285</b>	<b>665</b>	<b>2,213</b>	<b>3,061</b>







# INDIA

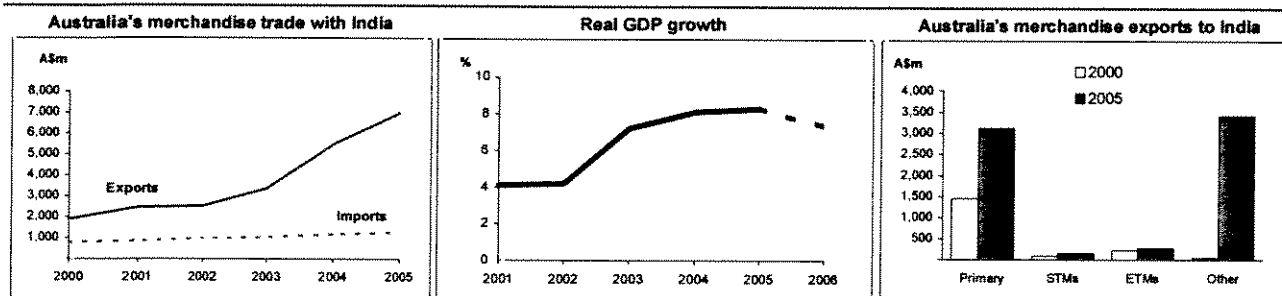
Fact Sheet

## General information:

Fact sheets are updated biannually, May and September

<b>Capital:</b>	New Delhi	<b>Head of State:</b>	
<b>Surface area:</b>	3,287 thousand sq km	<b>H.E. President Dr A.P.J. Abdul Kalam</b>	
<b>Official languages:</b>	Hindi, English	<b>Head of Government:</b>	
<b>Population:</b>	1,095.4 million (2005)	<b>Prime Minister The Hon Dr Manmohan Singh</b>	
<b>Exchange rate:</b>	A\$1 = 33.2587 Rupees (Jan 2006)		

Recent economic indicators:	2001	2002	2003	2004	2005(a)	2006(b)
GDP (US\$bn) (current prices) (c):	474.1	493.3	575.3	665.9	775.4	849.9
GDP PPP (US\$bn) (d):	2,573.6	2,740.9	3,004.0	3,307.2	3,633.4	3,942.2
GDP per capita (US\$):	467	478	548	623	714	769
GDP per capita PPP (US\$) (d):	2,537	2,655	2,860	3,095	3,344	3,569
Real GDP growth (% change YOY) (c):	4.1	4.2	7.2	8.1	8.3	7.3
Current account balance (US\$m):	1,410	7,061	8,773	1,430	-19,044	-26,143
Current account balance (% GDP):	0.3	1.4	1.5	0.2	-2.5	-3.1
Goods & services exports (% GDP):	12.7	14.5	14.8	19.0	21.2	22.8
Inflation (% change YOY):	3.8	4.3	3.8	3.8	4.2	4.8



## Australia's trade relationship with India:

Australian merchandise trade with India, 2005:		Total share:	Rank:	Growth (yoy):
Exports to India (A\$m):	6,969	5.0%	6th	28.3%
Imports from India (A\$m):	1,215	0.8%	27th	8.4%
Total trade (exports + imports) (A\$m):	8,184	2.8%	12th	24.9%

### Major Australian merch. exports, 2005 (A\$m):

Non-monetary gold	2,989
Coal	2,224
Copper ores	527
Wool	142

### Major Australian merch. imports, 2005 (A\$m):

Pearls and gems	92
Jewellery	49
Articles of iron, steel and other base met	41
Floor coverings	35

### Australia's trade in services with India, 2005:

		Total share:
Exports of services to India (A\$m):	1,032	2.8%
Imports of services from India (A\$m):	302	0.8%

### Major Australian service exports, 2005 (A\$m):

Education-related travel	683
Personal travel excl. education	82

### Major Australian service imports, 2005 (A\$m):

Personal travel excl. education	188
Business travel	39

## India's global merchandise trade relationships:

### India's principal export destinations, 2004:

1	United States	17.0%
2	United Arab Emirates	8.8%
3	China	5.4%
27	Australia	0.9%

### India's principal import sources, 2004:

1	China	6.1%
2	United States	6.0%
3	Switzerland	5.2%
8	Australia	3.3%

Compiled by the Market Information and Analysis Section, DFAT, using the latest data from the ABS, the IMF and various international sources.

(a) All recent data subject to revision; (b) IMF/EIU forecast; (c) Year beginning April 1st; (d) PPP is purchasing power parity.