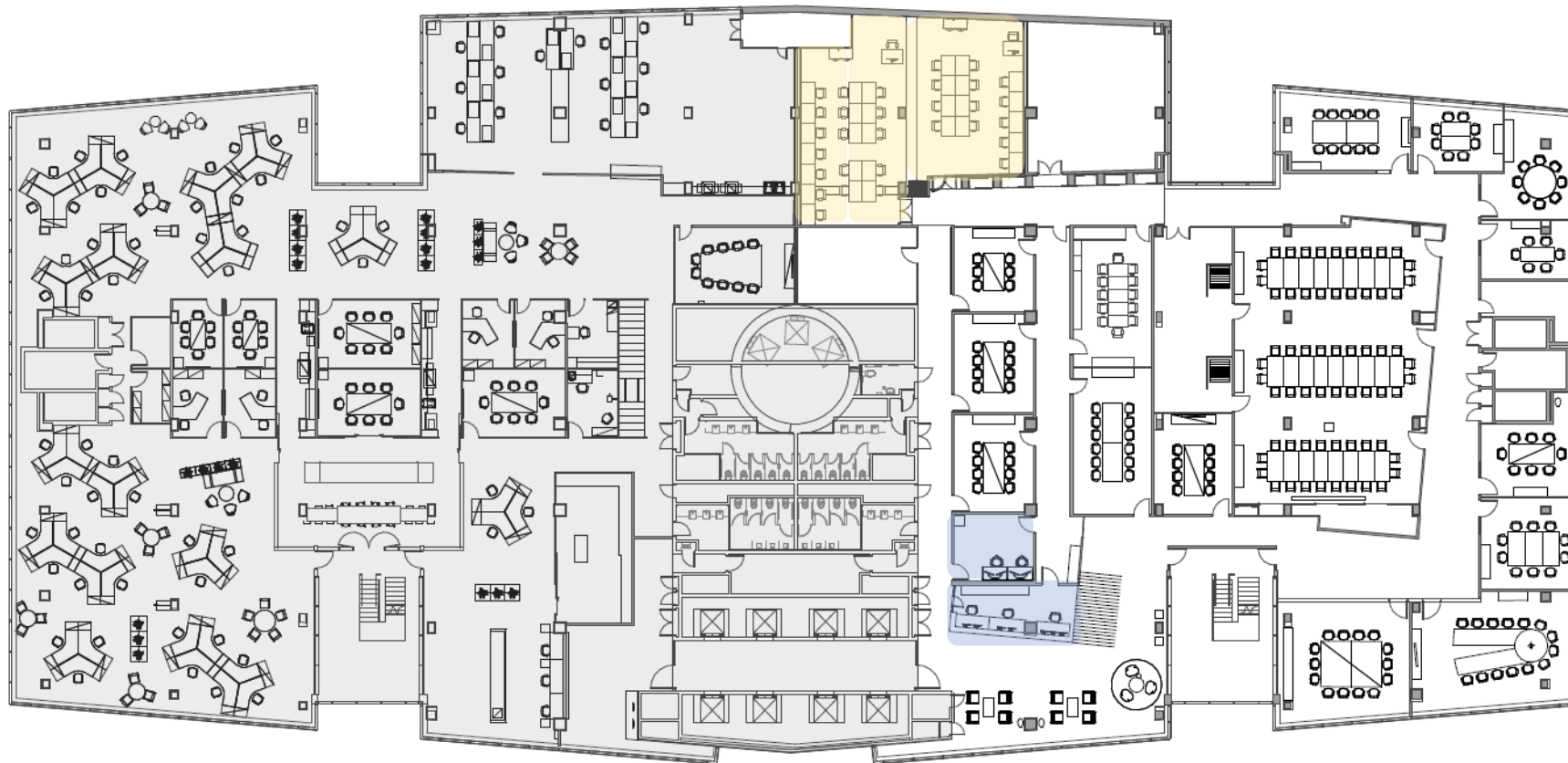




ASIC SYDNEY ABW FIT-OUT PROPOSAL

WORKPLACE STATISTICS

100, Market Street, Sydney



LEVEL 5

FLOOR AREA = 1450m²
m²/pp = FLOOR AREA / (ERGONOMIC WP + INDIVIDUAL & GROUP SETTINGS)
= 1975 / 5 = 290

WORKPLACE STATISTICS

ERGONOMIC WORKPOINTS	5
• INDIVIDUAL ERGONOMIC	5
• DUO ROOM / COCKPIT	-
• LOCKERS (5 X 1.34)	8
INDIVIDUAL & GROUP SETTINGS	-
• CHAT BOOTHS	-
• CHAT LOUNGE	-
• READING CHAIRS	-
• CREATE TABLE	-
• CONVERSATION ROOMS	-
• FAMILY TABLE	-
• PHONE BOOTHS	-
SHARED AMENITIES	30
• TRAINING	30
• OPEN COLLAB.	-
• ENCLOSED MEETING	-



LEVEL 6

FLOOR AREA = 1975m²
m²/pp = FLOOR AREA / (ERGONOMIC WP + INDIVIDUAL & GROUP SETTINGS)
= 1975 / 187 = 10.6

WORKPLACE STATISTICS

ERGONOMIC WORKPOINTS 152

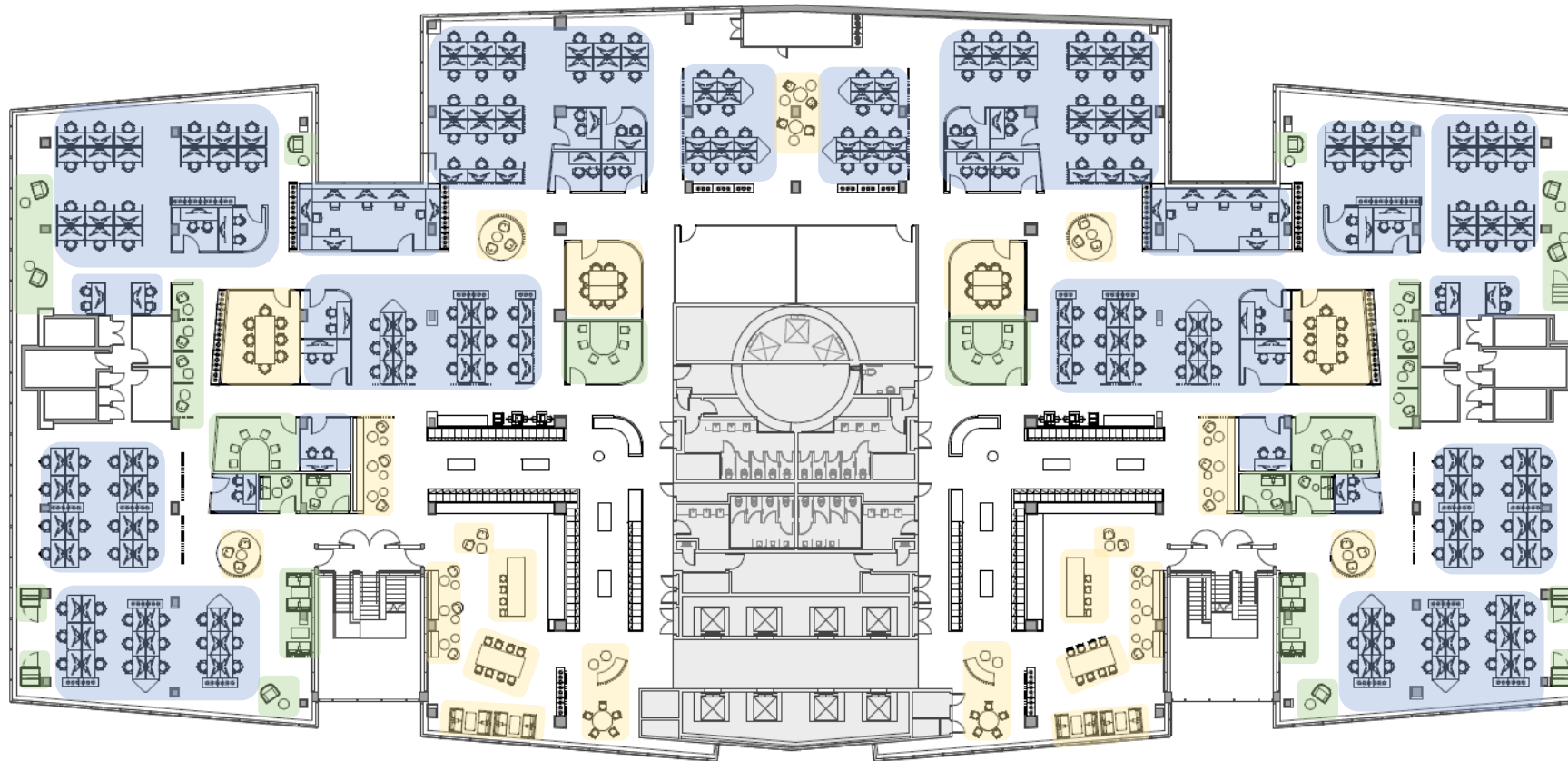
- INDIVIDUAL ERGONOMIC 138
- DUO ROOM / COCKPIT 14
- LOCKERS (152 X 1.34) 204

INDIVIDUAL & GROUP SETTINGS 35

- CHAT BOOTHS 6
- CHAT LOUNGE 10
- READING CHAIRS 5
- CREATE TABLE 6
- CONVERSATION ROOMS 6
- PHONE BOOTHS 2

SHARED AMENITIES 44

- HUB 23
- OPEN COLLAB. 5
- ENCLOSED MEETING 8
- FAMILY TABLE 8

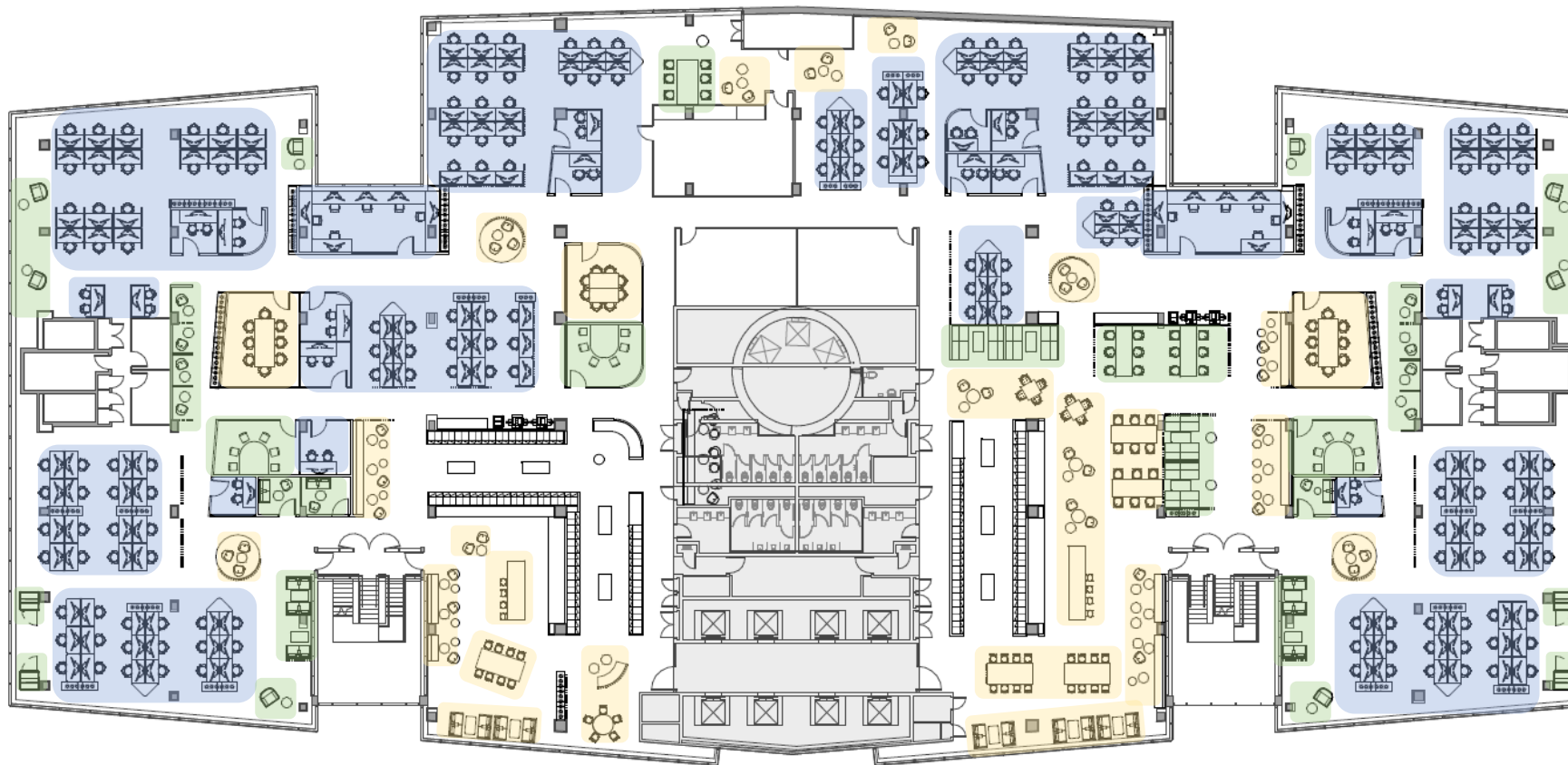


LEVEL 7

FLOOR AREA = 3015m²
m²/pp = FLOOR AREA / (ERGONOMIC WP + INDIVIDUAL & GROUP SETTINGS)
= 3015/301 = 10

WORKPLACE STATISTICS

ERGONOMIC WORKPOINTS	232
• INDIVIDUAL ERGONOMIC	212
• DUO ROOM / COCKPIT	20
• LOCKERS (232 X 1.34)	311
INDIVIDUAL & GROUP SETTINGS	69
• CHAT BOOTHS	12
• READING CHAIRS	16
• CREATE TABLE	24
• CONVERSATION ROOMS	12
• PHONE BOOTHS	5
SHARED AMENITIES	144
• HUB	46
• OPEN COLLAB.	32
• ENCLOSED MEETING	32
• CHAT LOUNGE	18
• FAMILY TABLE	16



LEVEL 8

FLOOR AREA = 3015m²
m²/pp = FLOOR AREA / (ERGONOMIC WP + INDIVIDUAL & GROUP SETTINGS)
= 3015 / 301 = 10

WORKPLACE STATISTICS

ERGONOMIC WORKPOINTS 214

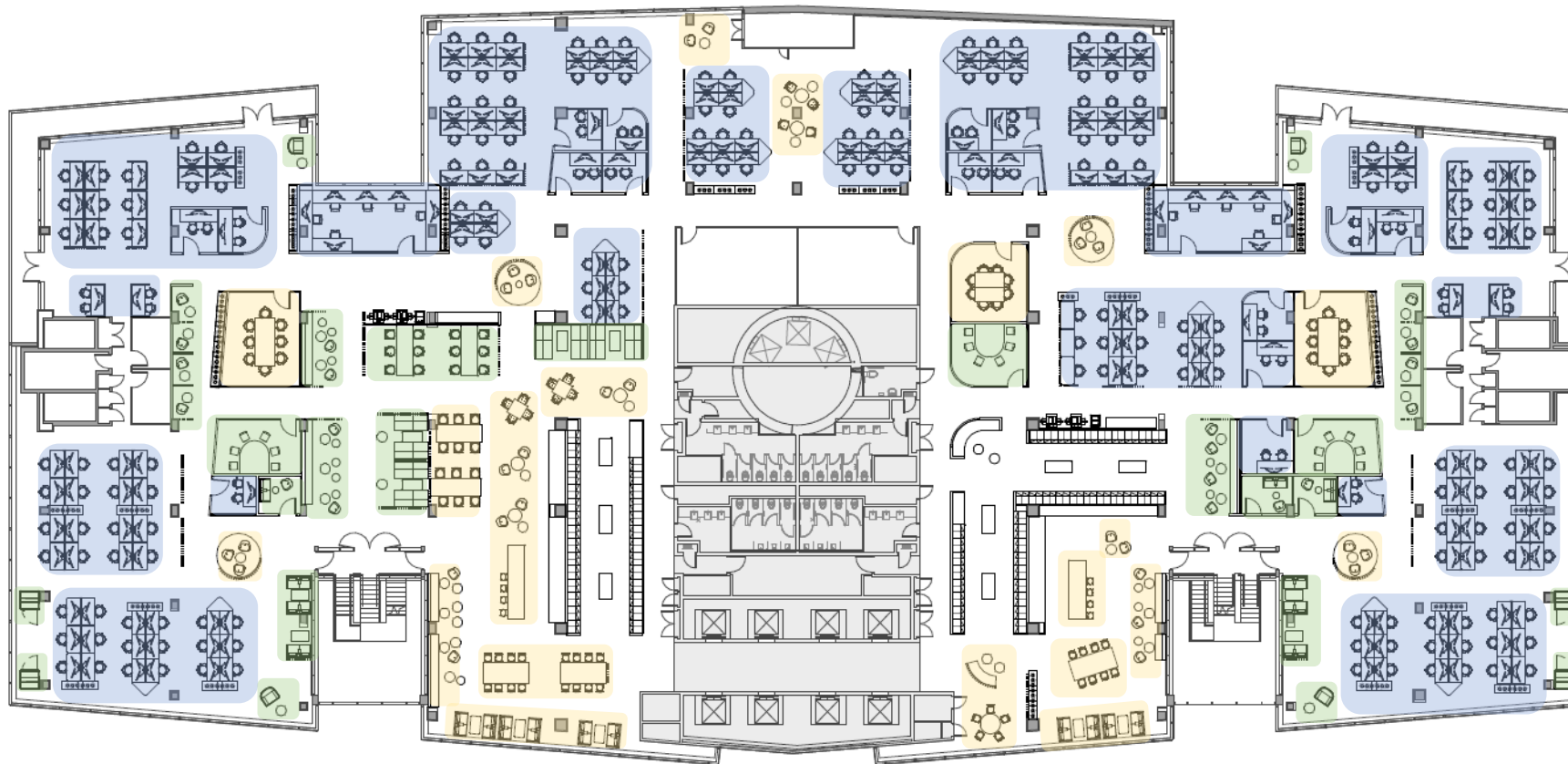
- INDIVIDUAL ERGONOMIC 199
- DUO ROOM / COCKPIT 15
- LOCKERS (214 X 1.34) 287

INDIVIDUAL & GROUP SETTINGS 87

- CHAT BOOTHS 28
- READING CHAIRS 16
- CREATE TABLE 18
- CONVERSATION ROOMS 9
- FAMILY TABLE 12
- PHONE BOOTHS 4

SHARED AMENITIES 179

- HUB 59
- OPEN COLLAB. 28
- ENCLOSED MEETING 24
- CHAT LOUNGE 24
- FAMILY TABLE 24
- CHAT BOOTHS 20



LEVEL 9

FLOOR AREA = 3015m²
m²/pp = FLOOR AREA / (ERGONOMIC WP + INDIVIDUAL & GROUP SETTINGS)
= 3015 / 292 = 10.3

WORKPLACE STATISTICS

ERGONOMIC WORKPOINTS

- INDIVIDUAL ERGONOMIC 193
- DUO ROOM / COCKPIT 17

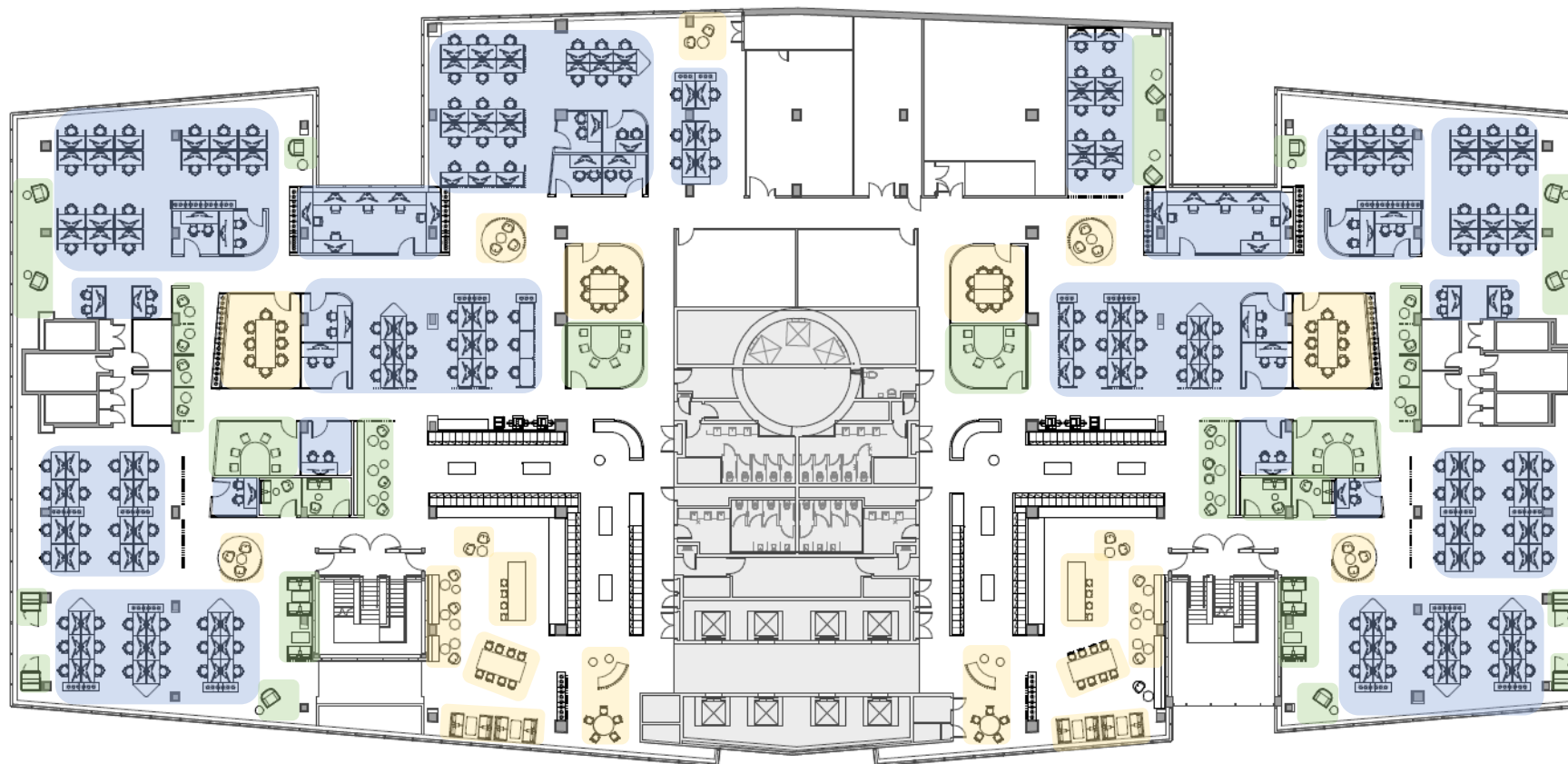
LOCKERS (210 X 1.34)

INDIVIDUAL & GROUP SETTINGS

- CHAT BOOTHS 28
- READING CHAIRS 11
- CREATE TABLE 18
- CONVERSATION ROOMS 9
- FAMILY TABLE 12
- PHONE BOOTHS 4

SHARED AMENITIES

- HUB 59
- OPEN COLLAB. 28
- ENCLOSED MEETING 24
- CHAT LOUNGE 24
- FAMILY TABLE 24
- CHAT BOOTHS 20



LEVEL 10

FLOOR AREA = 3015m²
m²/pp = FLOOR AREA / (ERGONOMIC WP + INDIVIDUAL & GROUP SETTINGS)
= 3015 / 291 = 10.4

WORKPLACE STATISTICS

ERGONOMIC WORKPOINTS 204

- INDIVIDUAL ERGONOMIC 188
- DUO ROOM / COCKPIT 16
- LOCKERS (204 X 1.34) 273

INDIVIDUAL & GROUP SETTINGS 87

- CHAT BOOTHS 12
- CHAT LOUNGE 18
- READING CHAIRS 17
- CREATE TABLE 24
- CONVERSATION ROOMS 12
- PHONE BOOTHS 4

SHARED AMENITIES 122

- HUB 30
- OPEN COLLAB. 28
- ENCLOSED MEETING 32
- FAMILY TABLE 16
- CHAT BOOTHS 16