

AUSTRALIAN GOVERNMENT NATIONAL CAPITAL AUTHORITY

SCRIVENER DAM DISSIPATOR STRENGTHENING PROJECT



LOCALITY PLAN
SCALE: NTS

DRAWING INDEX

DRG No.	TRIM NO.	DRAWING TITLE
12591211-G001	XXXXXXX	COVER SHEET, LOCALITY PLAN AND DRAWING INDEX
12591211-C005	XXXXXXX	CIVIL SITE PLAN GENERAL ARRANGEMENT
12591211-C020	XXXXXXX	CIVIL ABUTMENT EROSION PROTECTION - LEFT ABUTMENT
12591211-C025	XXXXXXX	CIVIL ABUTMENT EROSION PROTECTION - RIGHT ABUTMENT
12591211-S102	XXXXXXX	STRUCTURAL EXISTING DISSIPATOR ARRANGEMENT PLAN AND SECTION
12591211-S103	XXXXXXX	STRUCTURAL EXISTING DISSIPATOR SECTION
12591211-S104	XXXXXXX	STRUCTURAL EXISTING DISSIPATOR DETAILS
12591211-S105	XXXXXXX	STRUCTURAL EXISTING CHUTE BLOCK REINFORCEMENT DETAILS
12591211-S111	XXXXXXX	STRUCTURAL DISSIPATOR UPGRADE GENERAL ARRANGEMENT
12591211-S121	XXXXXXX	STRUCTURAL DISSIPATOR CONCRETE OVERLAY TYPICAL SECTION
12591211-S131	XXXXXXX	STRUCTURAL DISSIPATOR BAY 1 AND 2 PLAN
12591211-S132	XXXXXXX	STRUCTURAL DISSIPATOR BAY 3 AND 4 PLAN
12591211-S133	XXXXXXX	STRUCTURAL DISSIPATOR BAY 5 PLAN
12591211-S141	XXXXXXX	STRUCTURAL TYPICAL JOINT DETAILS
12591211-S142	XXXXXXX	STRUCTURAL TYPICAL UPSTREAM TIE-IN DETAILS
12591211-S143	XXXXXXX	STRUCTURAL BAY 1 TIE IN DETAILS
12591211-S151	XXXXXXX	STRUCTURAL ANCHOR SCHEDULE AND TYPICAL PASSIVE ANCHOR DETAIL
12591211-S152	XXXXXXX	STRUCTURAL ANCHOR DETAILS
12591211-S201	XXXXXXX	STRUCTURAL REINFORCEMENT PLAN - BAY 1 AND 2
12591211-S202	XXXXXXX	STRUCTURAL REINFORCEMENT PLAN - BAY 3 AND 4
12591211-S203	XXXXXXX	STRUCTURAL REINFORCEMENT PLAN - BAY 5
12591211-S211	XXXXXXX	STRUCTURAL REINFORCEMENT TYPICAL SECTION SHEET 1
12591211-S301	XXXXXXX	GUAGE BOARDS LOCATION PLAN AND STAFF GUAGE DETAIL

NOT FOR CONSTRUCTION

DRAWING STATUS DRAFT:

- 1 THE DESIGN DETAILS SHOWN ON THIS DRAWING ARE NOT COMPLETE.
- 2 THIS DRAWING IS PROVIDED BY THE DESIGN TEAM TO ENCOURAGE FEEDBACK AND COMMENT FROM THE WIDER PROJECT TEAM REVIEWERS. IT IS LIKELY THAT THE DETAILS HERE WILL CHANGE AS THE DESIGN PROGRESSES.
- 3



Rev	Description	Checked	Approved	Date
A	PWC SUBMISSION			
Author	E.PAZ	Drafting Check		
Designer	J.GALLIB	Design Check		





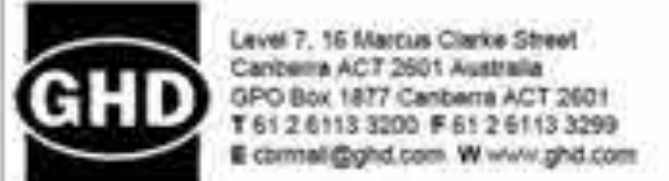

SITE PLAN LAYOUT
SCALE 1:1000

NOT FOR CONSTRUCTION

DRAWING STATUS DRAFT:
 1. THE DESIGN DETAILS SHOWN ON THIS DRAWING ARE NOT COMPLETE.
 2. THIS DRAWING IS PROVIDED BY THE DESIGN TEAM TO ENCOURAGE FEEDBACK AND COMMENT FROM THE WIDER PROJECT TEAM REVIEWERS.
 3. IT IS LIKELY THAT THE DETAILS HERE WILL CHANGE AS THE DESIGN PROGRESSES.

R THIS DRAWING INCLUDES
G COLOURED INFORMATION
B COPIES OF THIS DRAWING MUST BE
 PRODUCED IN COLOUR

Rev	Description	Checked	Approved	Date
A	PWC SUBMISSION			
Author	L. AQUINO	Drafting Check		
Designer	G. JONES	Design Check		



Client: AUSTRALIAN GOVERNMENT
 NATIONAL CAPITAL AUTHORITY
 Project: SCRIVENER DAM DISSIPATOR
 STRENGTHENING PROJECT
 Status: PRELIMINARY
 Status Code: S0

Drawing Title: SITE PLAN
 GENERAL ARRANGEMENT
 Drawing No: XXXXXX
 Drawing Ref: 12591211-C005

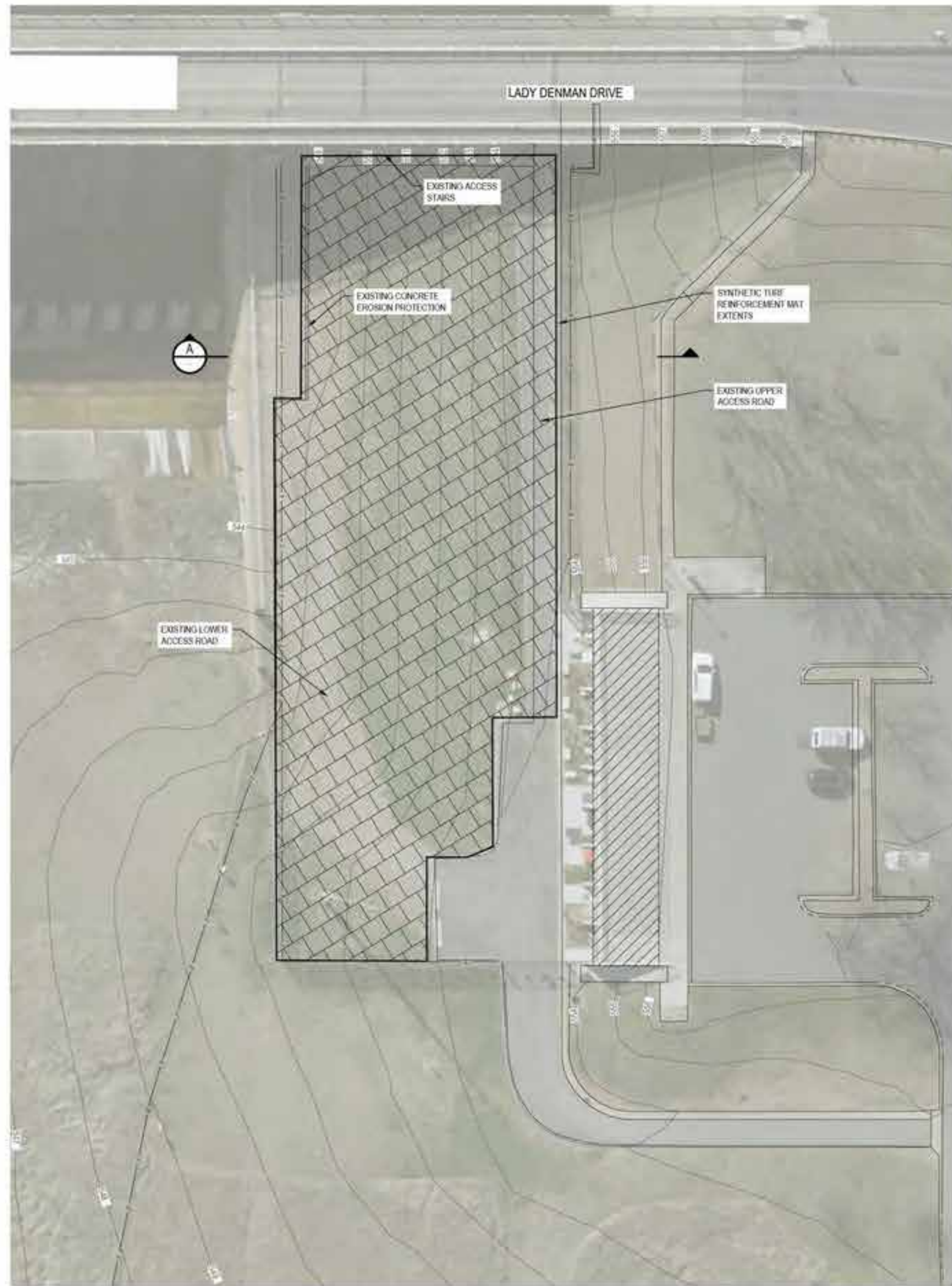
Size: A1
 Rev: A

Conditions of Use: This document may only be used by GHD's client (and any other person who GHD has agreed can use this document) for the purpose for which it was prepared and must not be used by any other person or for any other purpose.

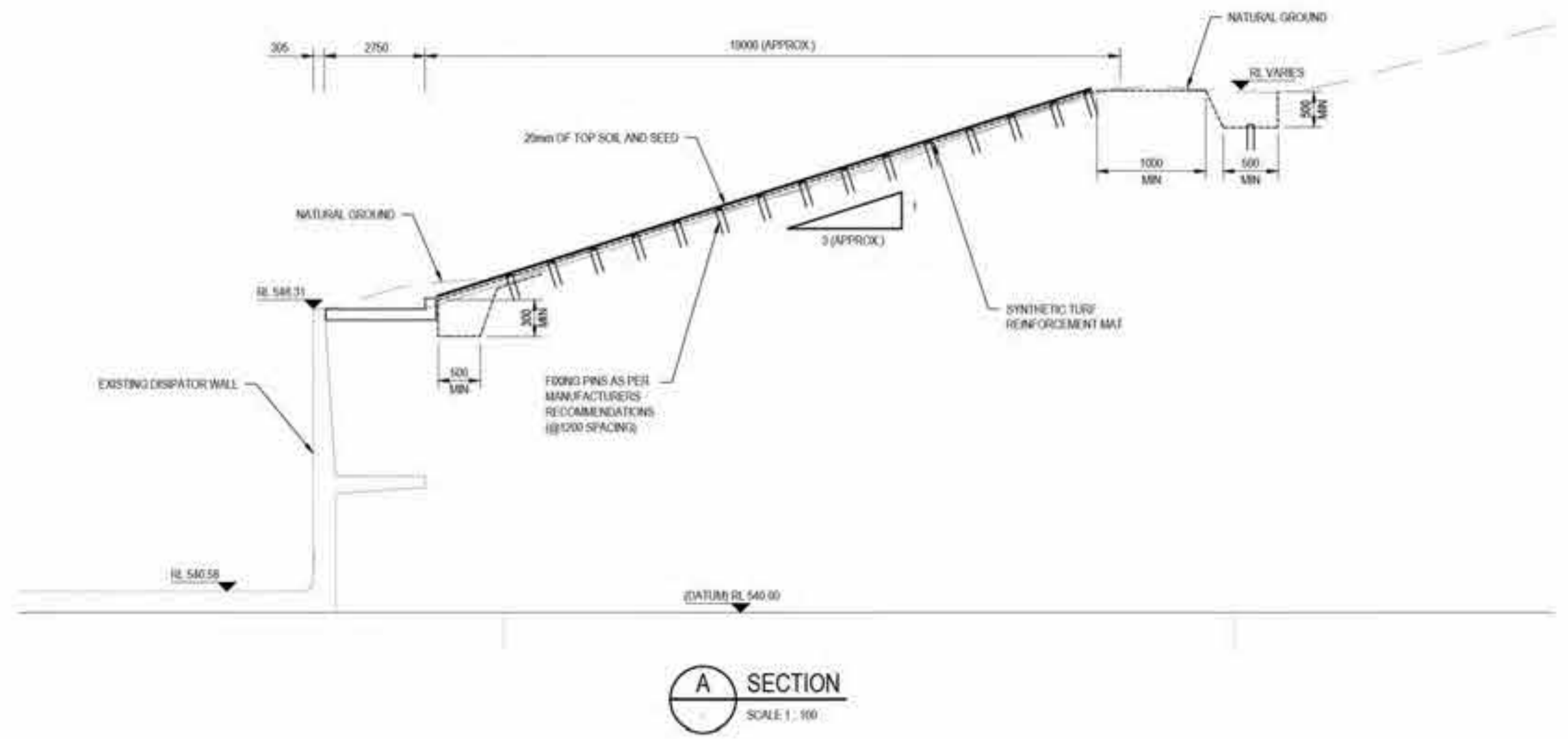
Project No: 12591211

Status Code: S0

Drawing No: XXXXXX
 Drawing Ref: 12591211-C005



LEFT ABUTMENT EROSION PROTECTION PLAN
SCALE 1:250



A SECTION
SCALE 1:100

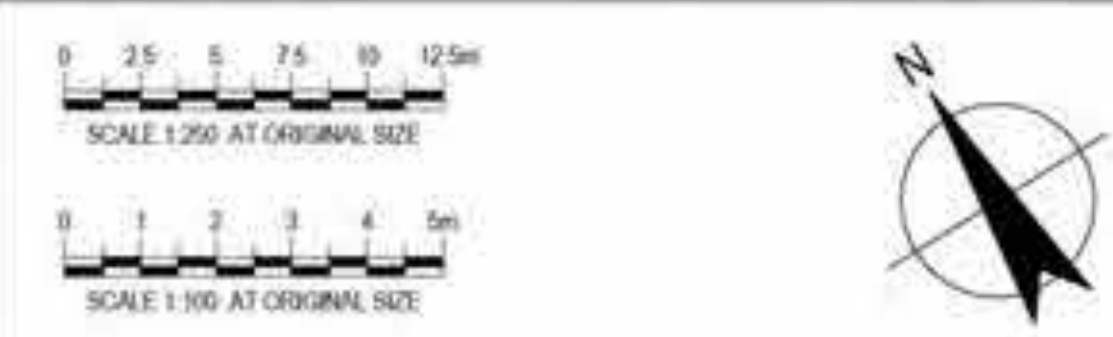
NOT FOR CONSTRUCTION

DRAWING STATUS DRAFT:
 1. THE DESIGN DETAILS SHOWN ON THIS DRAWING ARE NOT COMPLETE.
 2. THIS DRAWING IS PROVIDED BY THE DESIGN TEAM TO ENCOURAGE FEEDBACK AND COMMENT FROM THE WIDER PROJECT TEAM REVIEWERS.
 3. IT IS LIKELY THAT THE DETAILS HERE WILL CHANGE AS THE DESIGN PROGRESSES.

R THIS DRAWING INCLUDES
G COLOURED INFORMATION
B COPIES OF THIS DRAWING MUST BE
PRODUCED IN COLOUR

Rev	Description	Checked	Approved	Date
A	PWC SUBMISSION			

Author	L. AQUINO	Drafting Check	
Designer	G. JONES	Design Check	



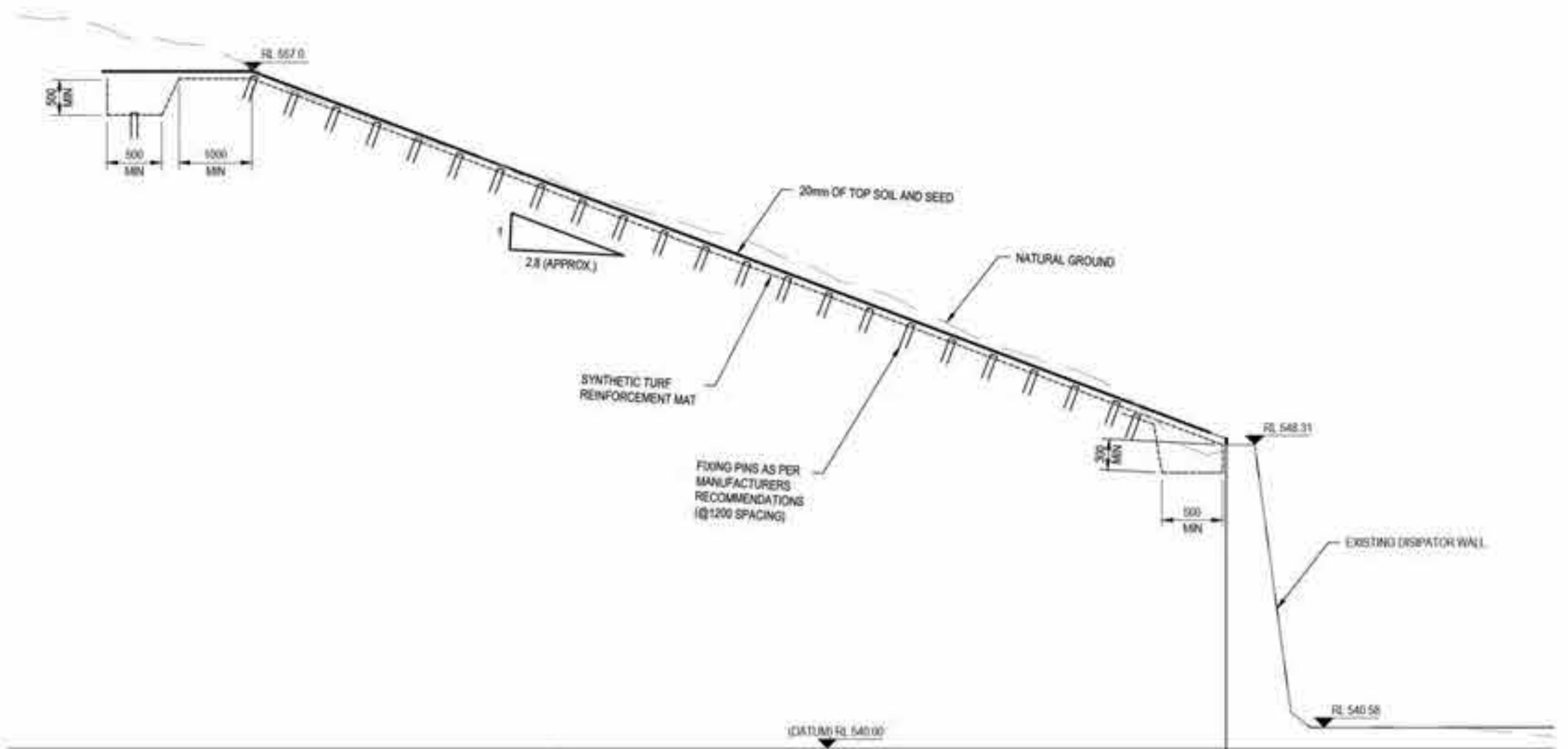
Client: AUSTRALIAN GOVERNMENT
NATIONAL CAPITAL AUTHORITY
Project: SCRIVENER DAM DISSIPATOR STRENGTHENING PROJECT
Status: PRELIMINARY
Project No: 12591211
Status Code: S0

Drawing Title: CIVIL ABUTMENT EROSION PROTECTION LEFT ABUTMENT
Drawing No: XXXXXX



RIGHT ABUTMENT EROSION PROTECTION PLAN

SCALE 1:250



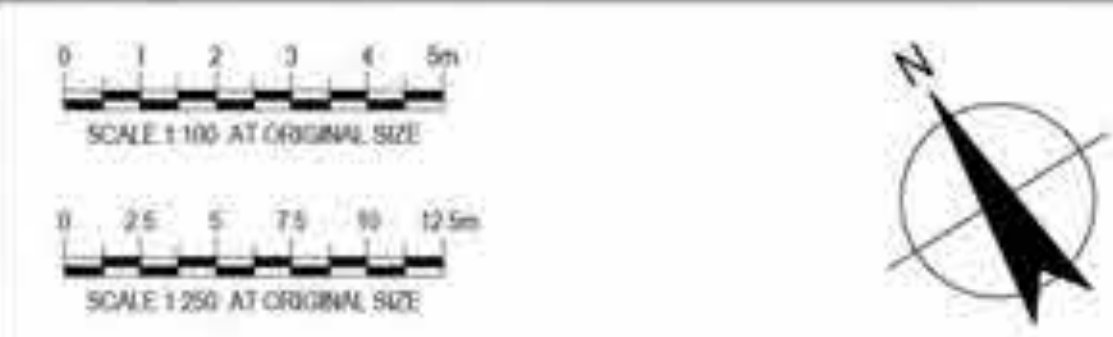
B SECTION
SCALE 1:100

NOT FOR CONSTRUCTION

DRAWING STATUS DRAFT:
 1. THE DESIGN DETAILS SHOWN ON THIS DRAWING ARE NOT COMPLETE.
 2. THIS DRAWING IS PROVIDED BY THE DESIGN TEAM TO ENCOURAGE FEEDBACK AND COMMENT FROM THE WIDER PROJECT TEAM REVIEWERS.
 3. IT IS LIKELY THAT THE DETAILS HERE WILL CHANGE AS THE DESIGN PROGRESSES.

THIS DRAWING INCLUDES COLoured INFORMATION
 COPIES OF THIS DRAWING MUST BE PRODUCED IN COLOUR

Rev	Description	Checked	Approved	Date
A	PWC SUBMISSION			
Author	L. AQUINO	Drafting Check		
Designer	G. JONES	Design Check		



Australian Government
National Capital Authority

GHD
Level 7, 16 Marcus Clarke Street
Canberra ACT 2601 Australia
GPO Box 1877 Canberra ACT 2601
T 61 2 6113 3200 F 61 2 6113 3299
E cbrmail@ghd.com W www.ghd.com

Client: AUSTRALIAN GOVERNMENT
NATIONAL CAPITAL AUTHORITY

Project: SCRIVENER DAM DISSIPATOR
STRENGTHENING PROJECT

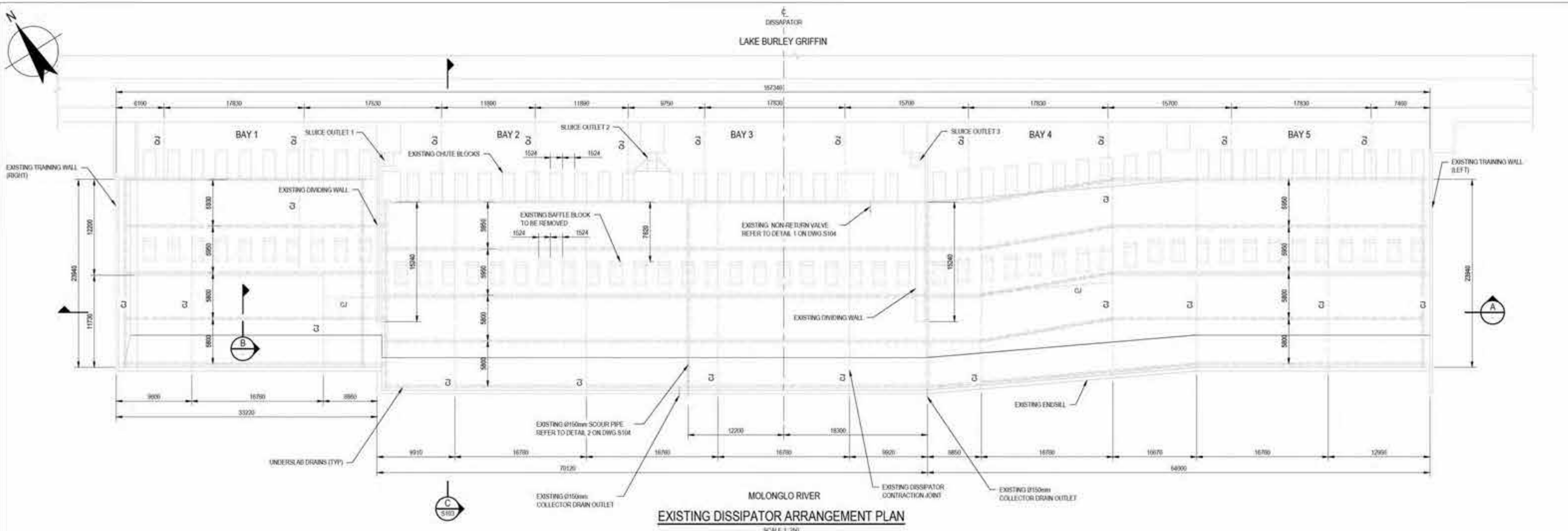
Project No: 12591211

Status: PRELIMINARY

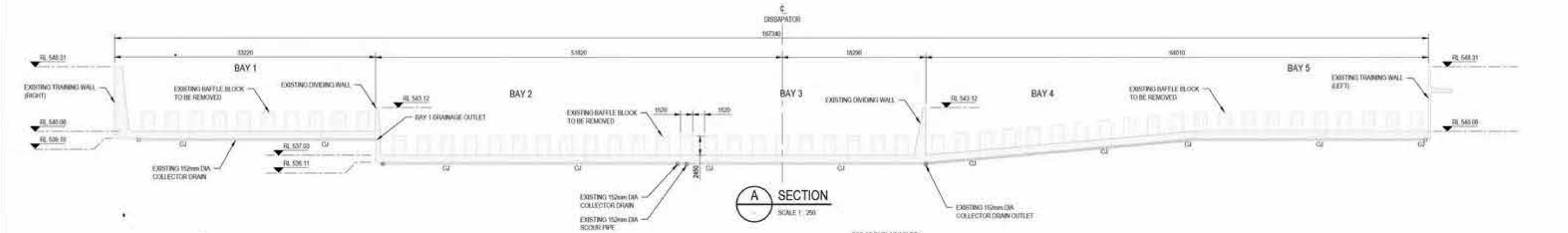
Status Code: S0

Drawing Title: CIVIL
ABUTMENT EROSION
PROTECTION
RIGHT ABUTMENT

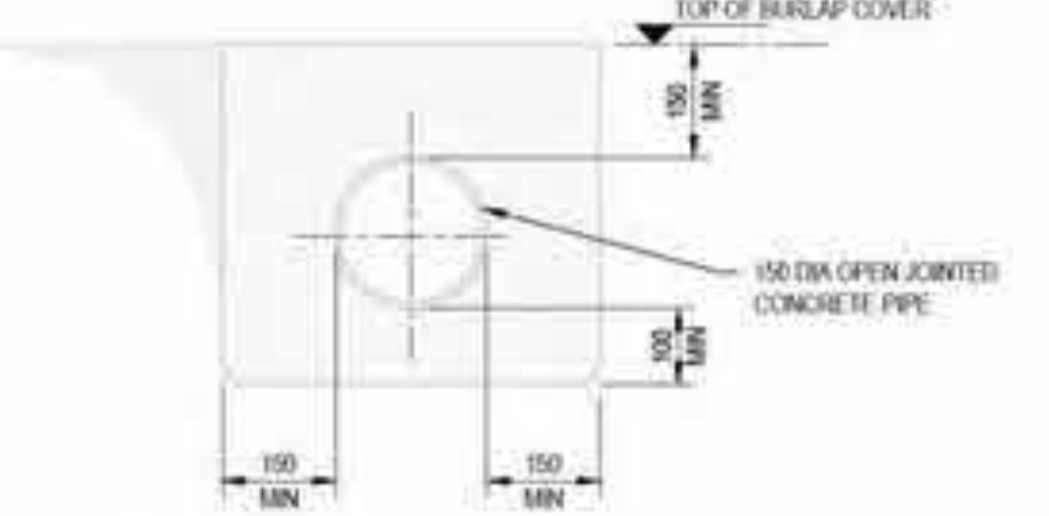
XXXXXX



EXISTING DISSIPATOR ARRANGEMENT PLAN
SCALE 1:250



SECTION A
SCALE 1:250



UNDERSLAB DRAINAGE

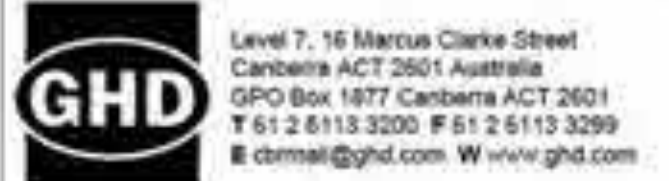

SECTION B
SCALE 1:10

NOT FOR CONSTRUCTION

DRAWING STATUS DRAFT:
1 THE DESIGN DETAILS SHOWN ON THIS DRAWING ARE NOT COMPLETE.
2 THIS DRAWING IS PROVIDED BY THE DESIGN TEAM TO ENCOURAGE FEEDBACK AND COMMENT FROM THE WIDER PROJECT TEAM REVIEWERS.
3 IT IS LIKELY THAT THE DETAILS HERE WILL CHANGE AS THE DESIGN PROGRESSES.

R THIS DRAWING INCLUDES COLOURED INFORMATION
G COLOURS OF THIS DRAWING MUST BE PRODUCED IN COLOURS
B

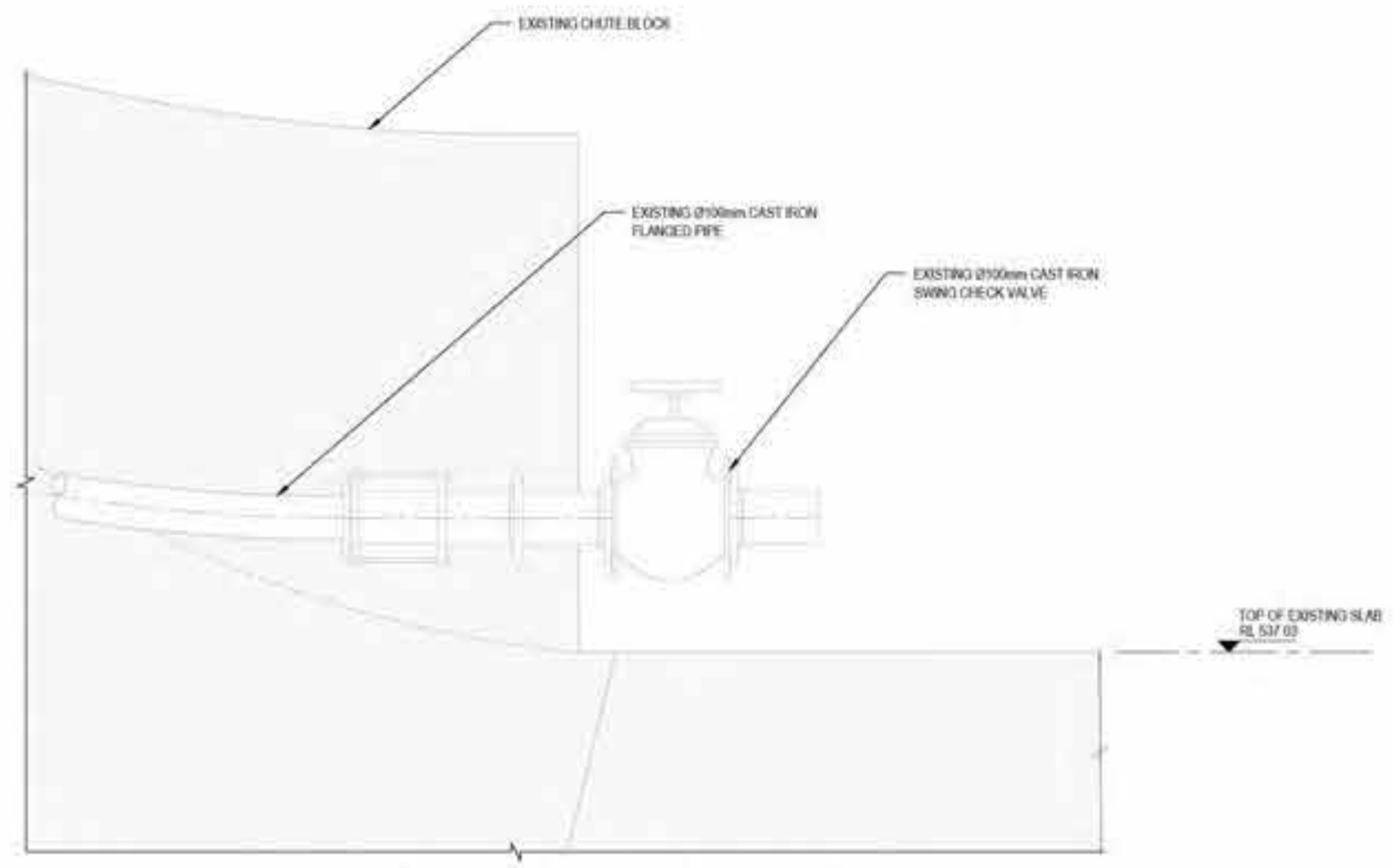
Rev	Description	Checked	Approved	Date
A	PWC SUBMISSION			
Author	E.PAZ			
Designer	J.GALLIB			
Drafting Check				
Design Check				



Client: AUSTRALIAN GOVERNMENT
NATIONAL CAPITAL AUTHORITY
Project: SCRIVENER DAM DISSIPATOR STRENGTHENING PROJECT
Status: PRELIMINARY
Project No: 12591211

Drawing Title: STRUCTURAL EXISTING DISSIPATOR ARRANGEMENT PLAN AND SECTION
Status Code: S0
Drawing No: XXXXXX
Drawing No: 12591211-S102

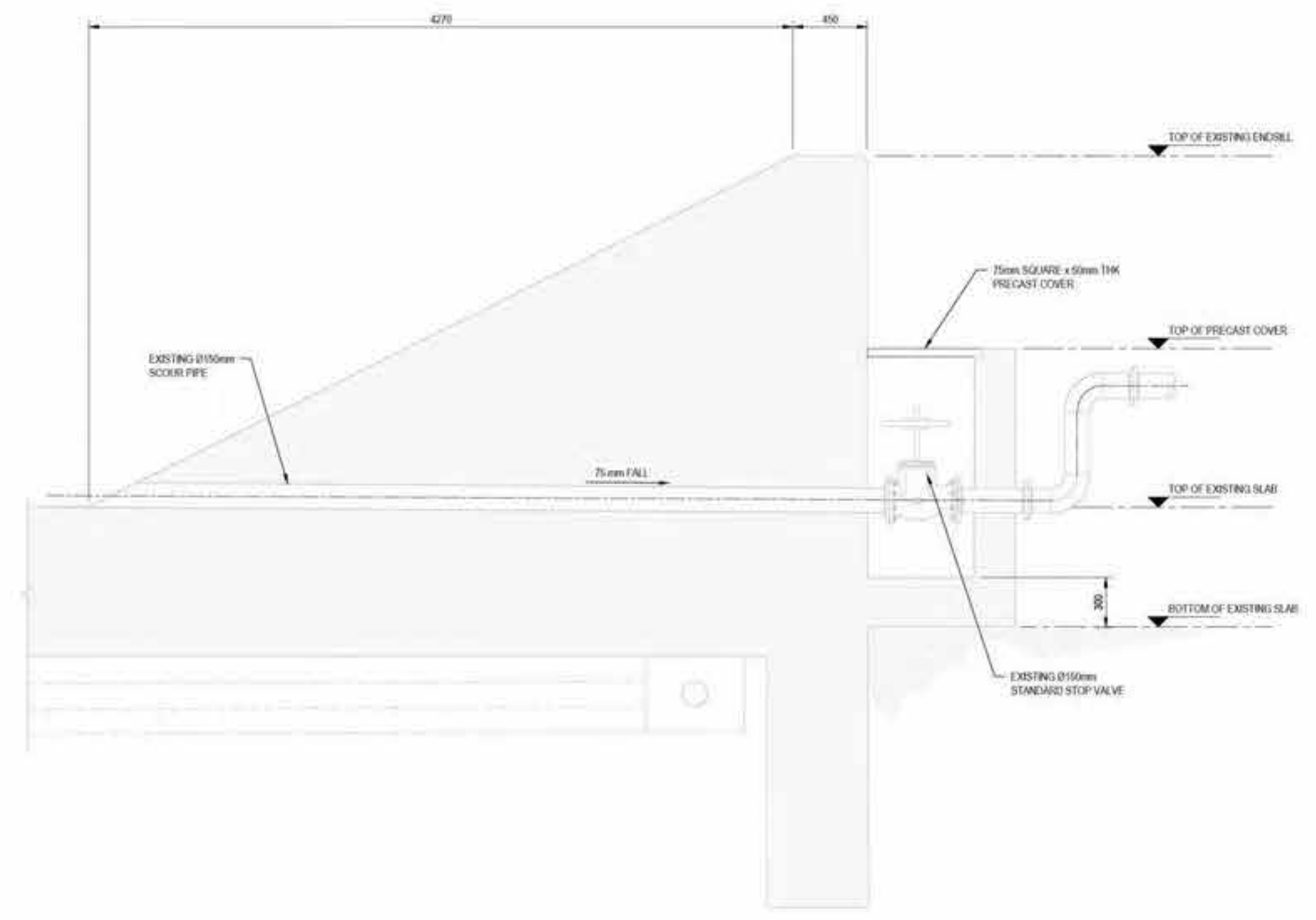
Size: A1
Rev: A



BAY 3 - EXISTING DRAINAGE NON-RETURN VALVE
SCALE: 1:10



1 DETAIL
SCALE: 1:20



BAY 3 - EXISTING SCOUR PIPE


2 DETAIL
SCALE: 1:20

NOT FOR CONSTRUCTION

DRAWING STATUS DRAFT:
1. THE DESIGN DETAILS SHOWN ON THIS DRAWING ARE NOT COMPLETE.
2. THIS DRAWING IS PROVIDED BY THE DESIGN TEAM TO ENCOURAGE FEEDBACK AND COMMENT FROM THE WIDER PROJECT TEAM REVIEWERS.
3. IT IS LIKELY THAT THE DETAILS HERE WILL CHANGE AS THE DESIGN PROGRESSES.

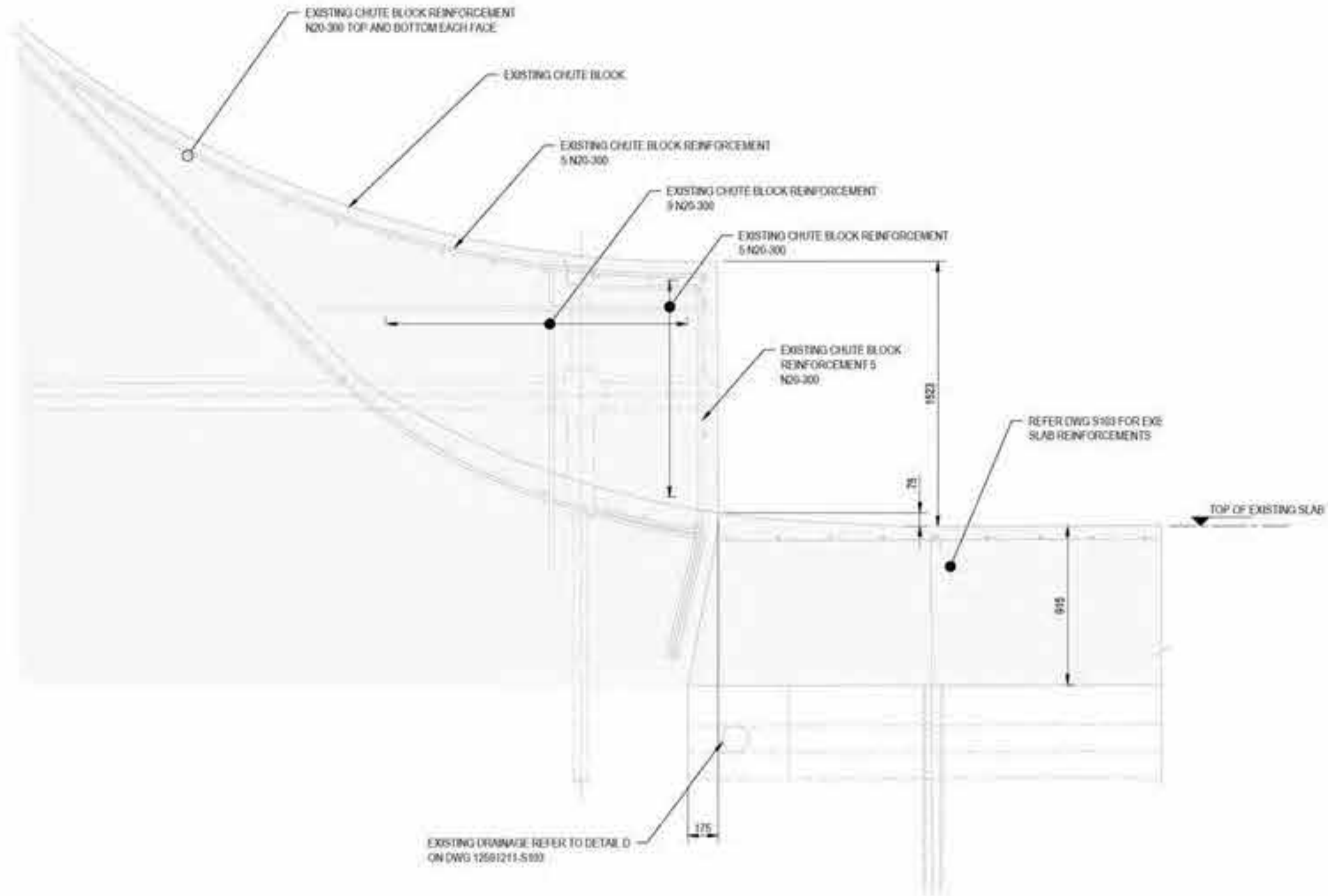
THIS DRAWING INCLUDES COLOURED INFORMATION
COPIES OF THIS DRAWING MUST BE PRODUCED IN COLOUR

Rev	Description	Checked	Approved	Date
A	PWC SUBMISSION			
Author	E.PAZ	Drafting Check		
Designer	J.GALLIP	Design Check		

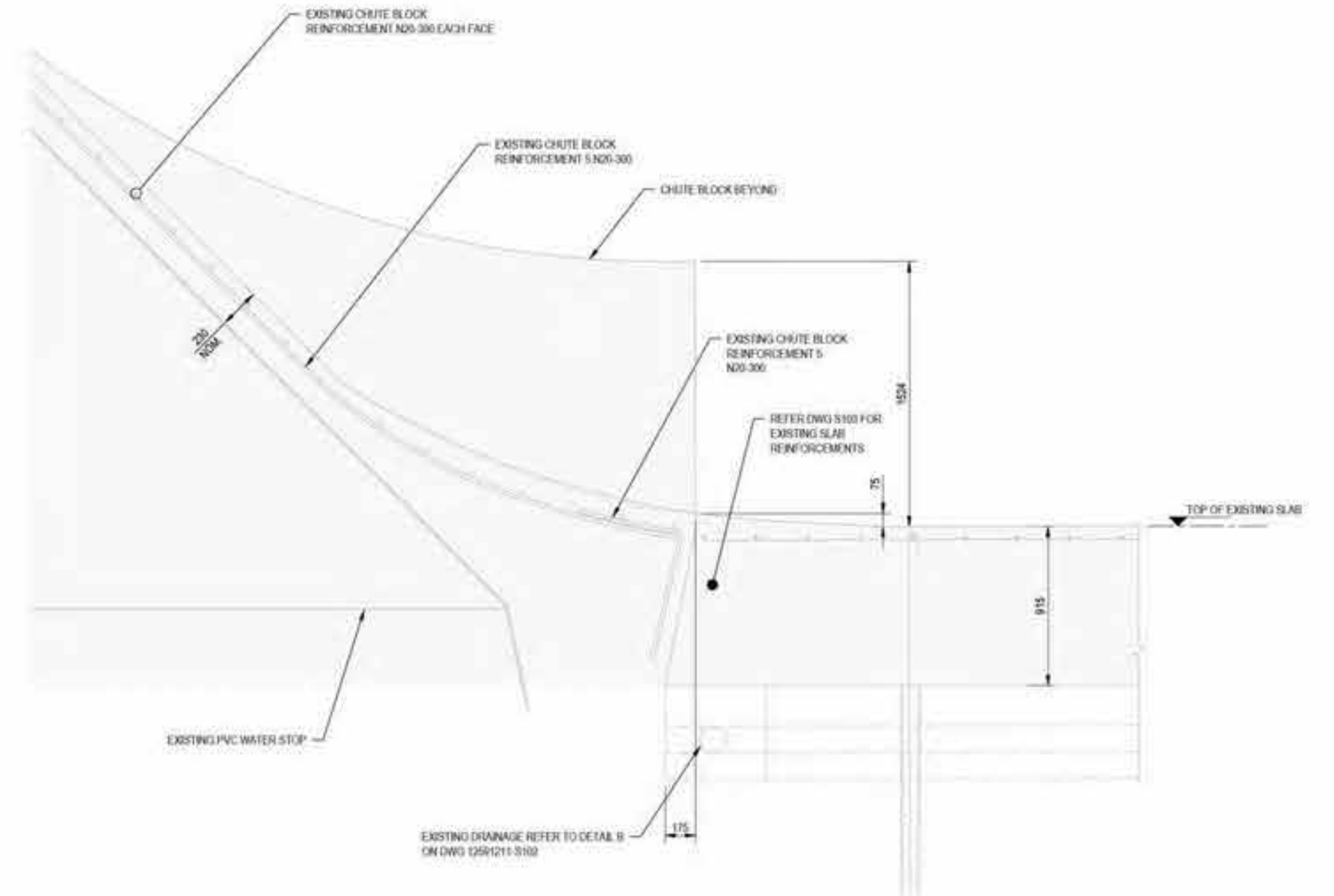


Client: AUSTRALIAN GOVERNMENT
NATIONAL CAPITAL AUTHORITY
Project: SCRIVENER DAM DISSIPATOR STRENGTHENING PROJECT
Status: PRELIMINARY
Project No: 12591211
Status Code: S0

Drawing Title: STRUCTURAL EXISTING DISSIPATOR DETAILS
Drawing No: XXXXXX
Revision: 12591211-S104
Size: A1
Rev: A



2 DETAIL
S100 SCALE 1:20



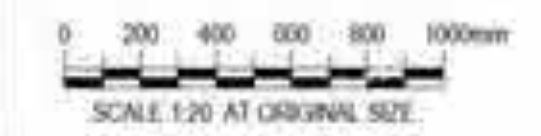
3 DETAIL
S100 SCALE 1:20

NOT FOR CONSTRUCTION

DRAWING STATUS DRAFT:
 1 THE DESIGN DETAILS SHOWN ON THIS DRAWING ARE NOT COMPLETE
 2 THIS DRAWING IS PROVIDED BY THE DESIGN TEAM TO ENCOURAGE FEEDBACK AND COMMENT FROM THE WIDER PROJECT TEAM REVIEWERS
 3 IT IS LIKELY THAT THE DETAILS HERE WILL CHANGE AS THE DESIGN PROGRESSES.

R THIS DRAWING INCLUDES COLOURED INFORMATION
G COLOURS OF THIS DRAWING MUST BE PRODUCED IN COLOURS
B

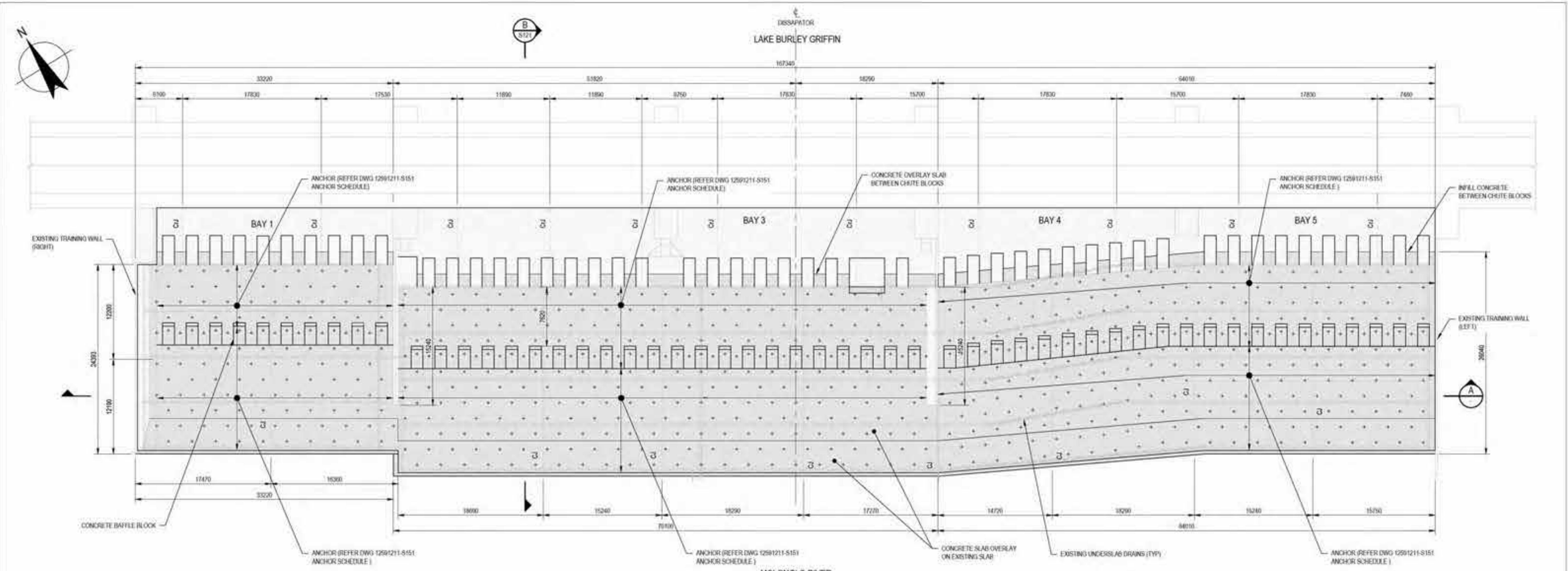
Rev	Description	Checked	Approved	Date
A	PWC SUBMISSION			
Author	E.PAZ	Drafting Check		
Designer	J.GALLIB	Design Check		



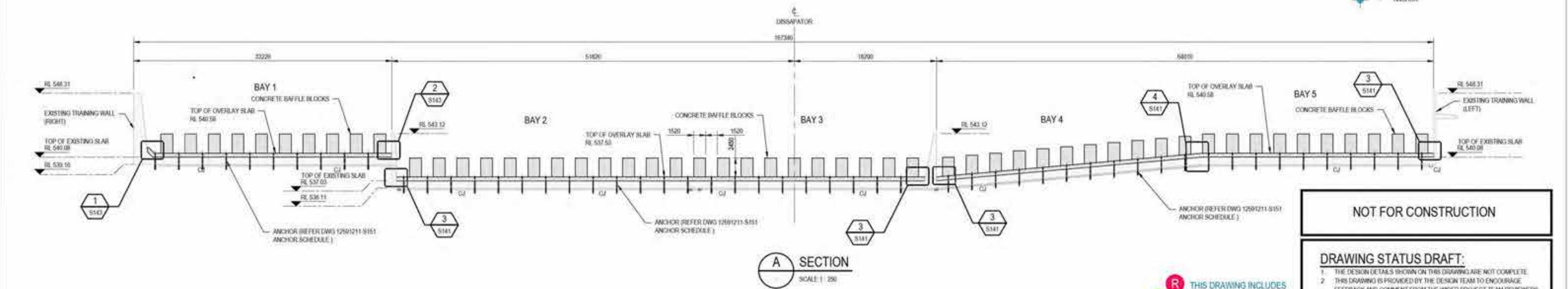
Client: AUSTRALIAN GOVERNMENT
 NATIONAL CAPITAL AUTHORITY
 Project: SCRIVENER DAM DISSIPATOR STRENGTHENING PROJECT
 Status: PRELIMINARY
 Project No: 12591211

Drawing Title: STRUCTURAL EXISTING CHUTE BLOCK REINFORCEMENT DETAILS
 Status Code: S0
 Drawing No: XXXXXX
 Drawing File: 12591211-S105

Size: A1
 Rev: A



LEGEND:



NOT FOR CONSTRUCTION

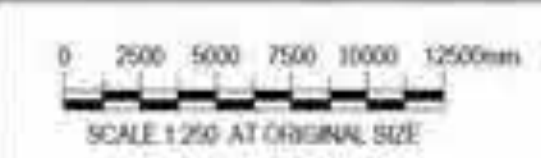
DRAWING STATUS DRAFT:

- THE DESIGN DETAILS SHOWN ON THIS DRAWING ARE NOT COMPLETE.
- THIS DRAWING IS PROVIDED BY THE DESIGNER TEAM TO ENCOURAGE FEEDBACK AND COMMENT FROM THE WORKER PROJECT TEAM REVIEWERS.
- IT IS LIKELY THAT THE DETAILS HERE WILL CHANGE AS THE DESIGN PROGRESSES.

THIS DRAWING INCLUDES COLOURED INFORMATION
COLOURS OF THIS DRAWING MUST BE PRODUCED IN COLOUR

Rev	Description	Checked	Approved	Date
A	PWC SUBMISSION			

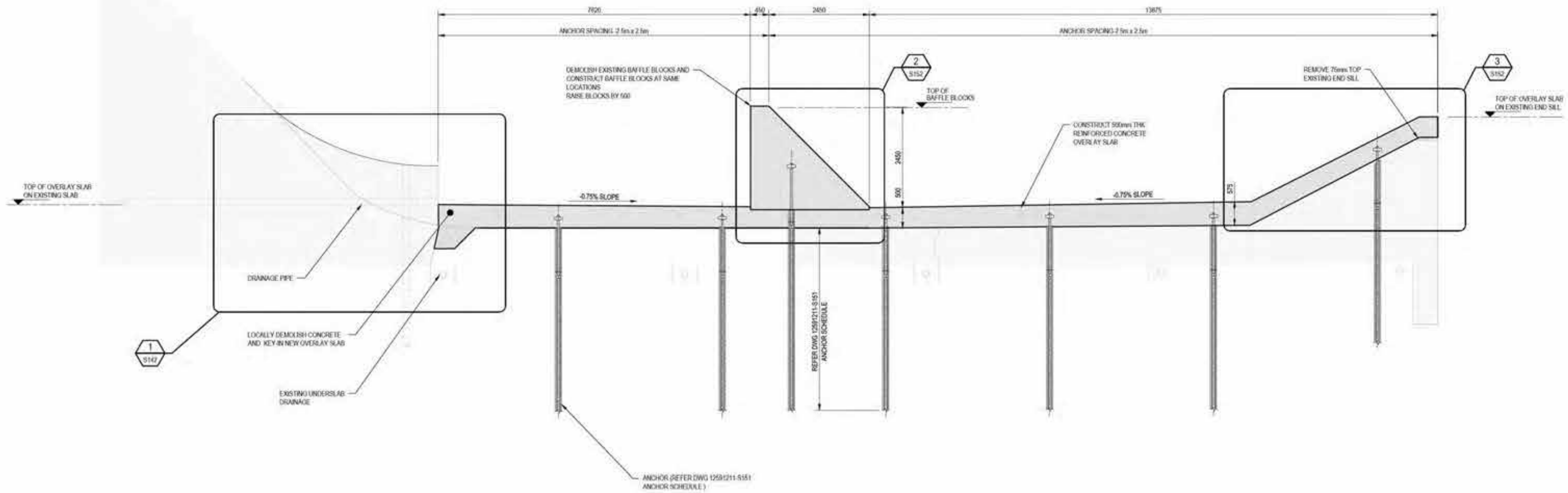
Author: E.PAZ
Designer: J.GALLIBR
Drafting Check: []
Design Check: []



Client: AUSTRALIAN GOVERNMENT
NATIONAL CAPITAL AUTHORITY
Project: SCRIVENER DAM DISSIPATOR
STRENGTHENING PROJECT
Status: PRELIMINARY
Project No: 12591211

Drawing Title: STRUCTURAL
DISSIPATOR UPGRADE
GENERAL ARRANGEMENT
Status Code: S0
XXXXXX
12591211-S111

Size: A1
Rev: A



DISSIPATOR CONCRETE OVERLAY TYPICAL SECTION

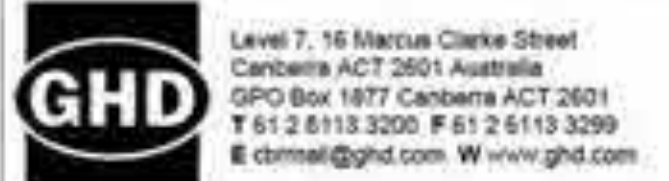
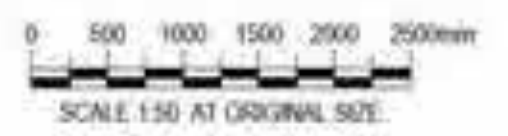
B SECTION
SCALE 1:50

NOT FOR CONSTRUCTION

DRAWING STATUS DRAFT:
 1 THE DESIGN DETAILS SHOWN ON THIS DRAWING ARE NOT COMPLETE
 2 THIS DRAWING IS PROVIDED BY THE DESIGN TEAM TO ENCOURAGE FEEDBACK AND COMMENT FROM THE WIDER PROJECT TEAM REVIEWERS
 3 IT IS LIKELY THAT THE DETAILS HERE WILL CHANGE AS THE DESIGN PROGRESSES

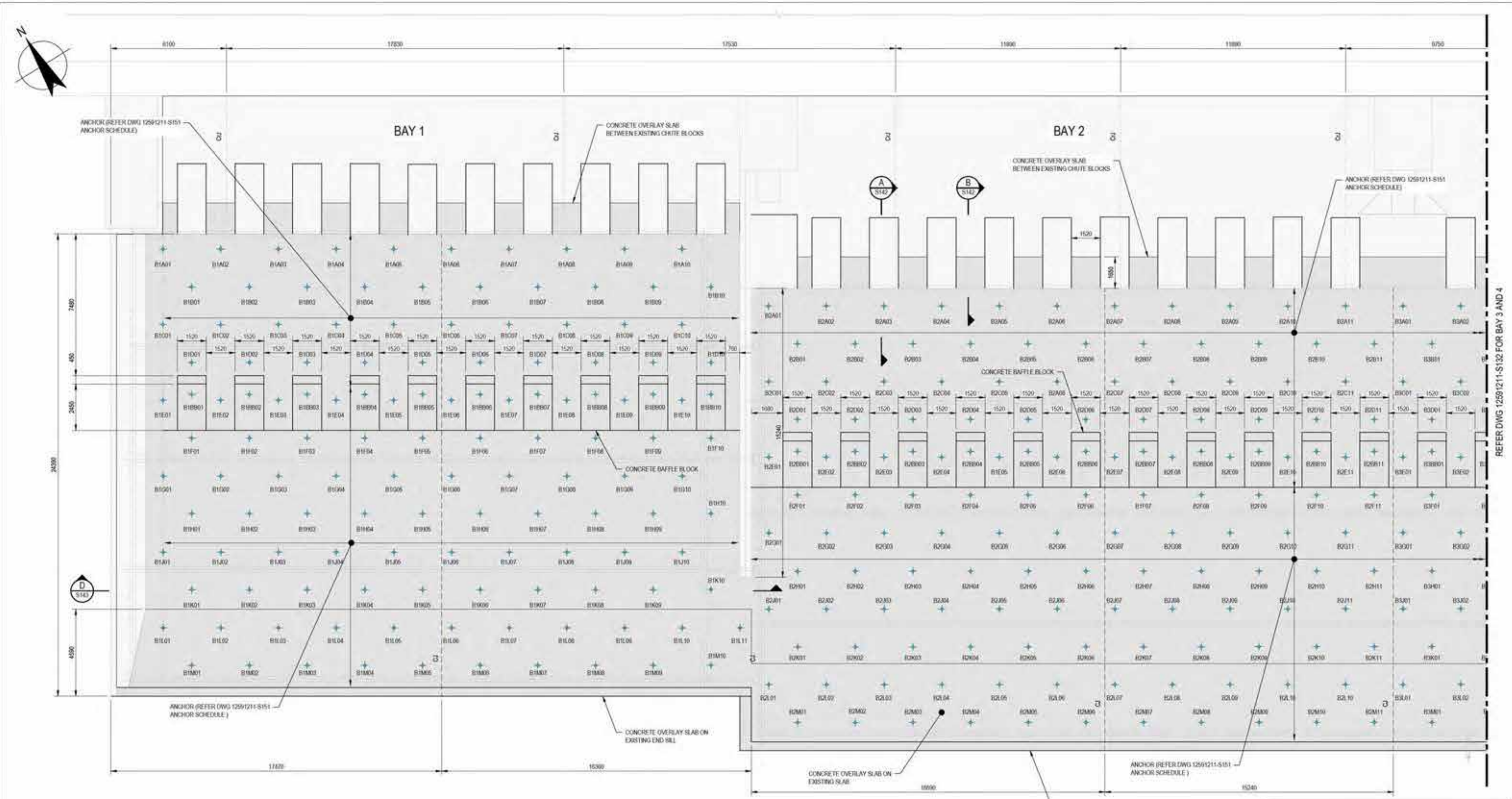
R THIS DRAWING INCLUDES
G COLOURED INFORMATION
B COLOURS OF THIS DRAWING MUST BE
 PRODUCED IN COLOUR

Rev	Description	Checked	Approved	Date
A	PWC SUBMISSION			
Author	E.PAZ	Drafting Check		
Designer	J.GALLIP	Design Check		



Client: AUSTRALIAN GOVERNMENT
 NATIONAL CAPITAL AUTHORITY
 Project: SCRIVENER DAM DISSIPATOR STRENGTHENING PROJECT
 Status: PRELIMINARY
 Project No: 12591211

Drawing Title: STRUCTURAL DISSIPATOR UPGRADE TYPICAL SECTION
 Status Code: S0
 Drawing No: 12591211-S121
 Rev: A



REFER DWG 12591211-S132 FOR BAY 3 AND 4

DISSIPATOR BAY 1 AND 2 PLAN
SCALE 1:100

- LEGEND:**
- ANCHOR (REFER DWG 12591211-S151 ANCHOR SCHEDULE)
 - ROW
 - BAY
 - COLUMN
 - BAFFLE BLOCK

NOT FOR CONSTRUCTION

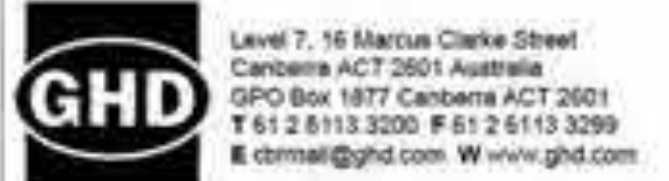

DRAWING STATUS DRAFT:

- THE DESIGN DETAILS SHOWN ON THIS DRAWING ARE NOT COMPLETE.
- THIS DRAWING IS PROVIDED BY THE DESIGN TEAM TO ENCOURAGE FEEDBACK AND COMMENT FROM THE WORKER PROJECT TEAM REVIEWERS.
- IT IS LIKELY THAT THE DETAILS HERE WILL CHANGE AS THE DESIGN PROGRESSES.

R THIS DRAWING INCLUDES COLOURED INFORMATION
G COPIES OF THIS DRAWING MUST BE PRODUCED IN COLOUR
B

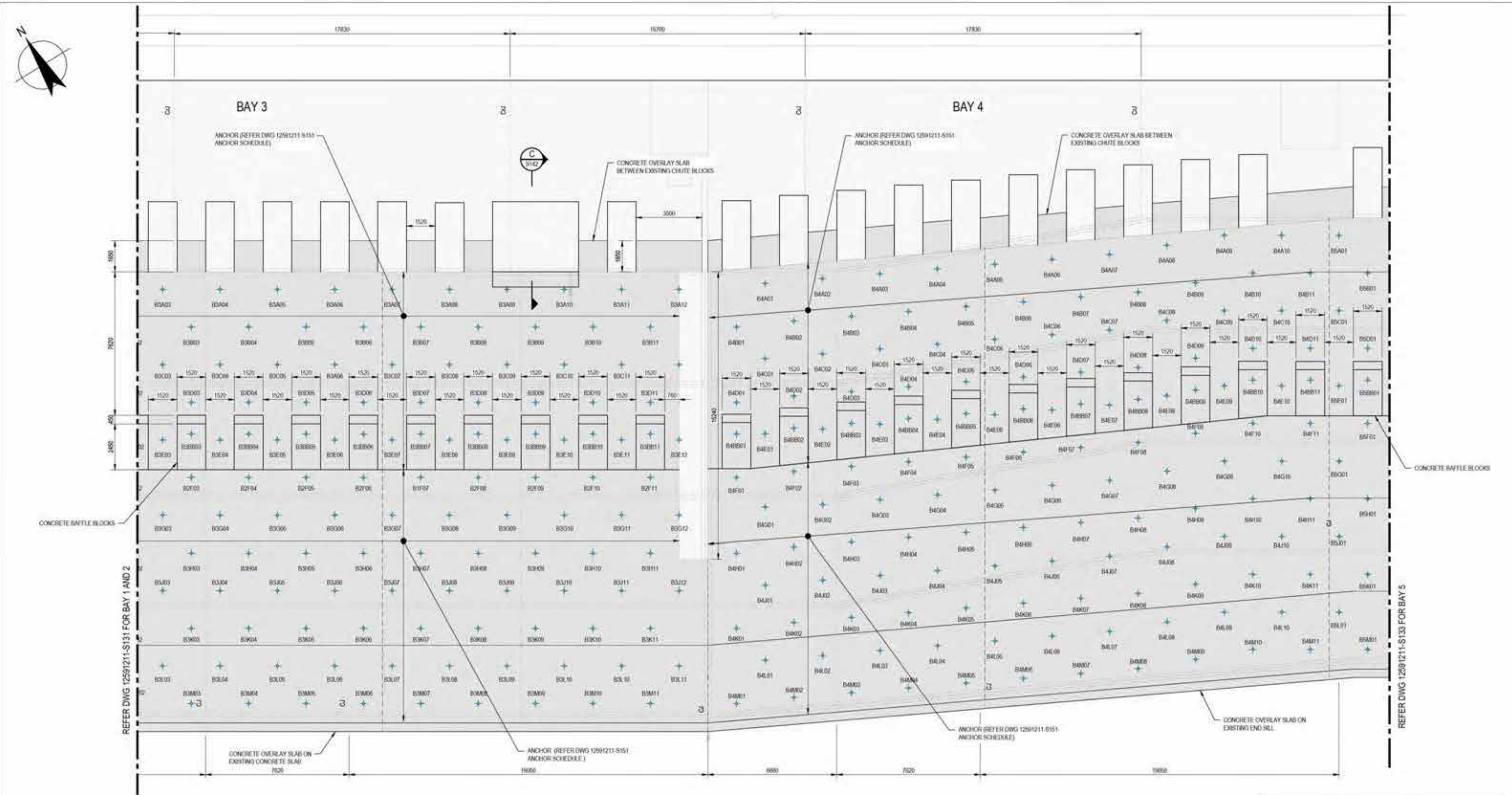
Rev	Description	Checked	Approved	Date
A	PWC SUBMISSION			

Author: E.PAZ
Designer: J.GALLIP
Drafting Check: [Signature]
Design Check: [Signature]



Client: AUSTRALIAN GOVERNMENT
NATIONAL CAPITAL AUTHORITY
Project: SCRIVENER DAM DISSIPATOR
STRENGTHENING PROJECT
Status: PRELIMINARY
Project No: 12591211

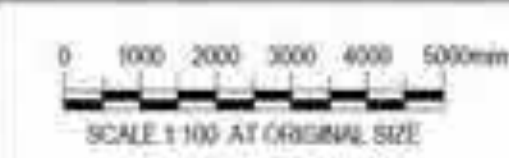
Drawing Title: STRUCTURAL
DISSIPATOR BAY 1 AND 2
PLAN
Status Code: S0
Drawing No: XXXXXX
Drawing No: 12591211-S131



DISSIPATOR BAY 3 AND 4 PLAN
SCALE 1:100

LEGEND:

- ANCHOR (REFER DWG 12591211-S151 ANCHOR SCHEDULE)
- ROW
- BAY
- COLUMN
- BAFFLE BLOCK
- ANCHOR (REFER DWG 12591211-S151 ANCHOR SCHEDULE)
- BAY
- COLUMN



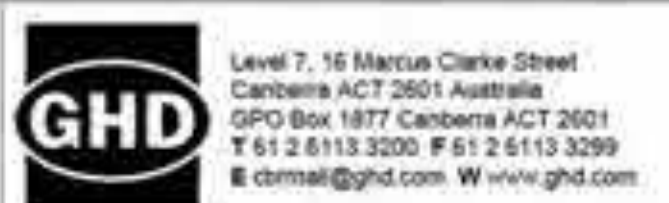
NOT FOR CONSTRUCTION

DRAWING STATUS DRAFT:

- THE DESIGN DETAILS SHOWN ON THIS DRAWING ARE NOT COMPLETE.
- THIS DRAWING IS PROVIDED BY THE DESIGN TEAM TO ENCOURAGE FEEDBACK AND COMMENT FROM THE WIDER PROJECT TEAM REVIEWERS.
- IT IS LIKELY THAT THE DETAILS HERE WILL CHANGE AS THE DESIGN PROGRESSES.

R G B
THIS DRAWING INCLUDES COLOURED INFORMATION. COPIES OF THIS DRAWING MUST BE PRODUCED IN COLOUR.

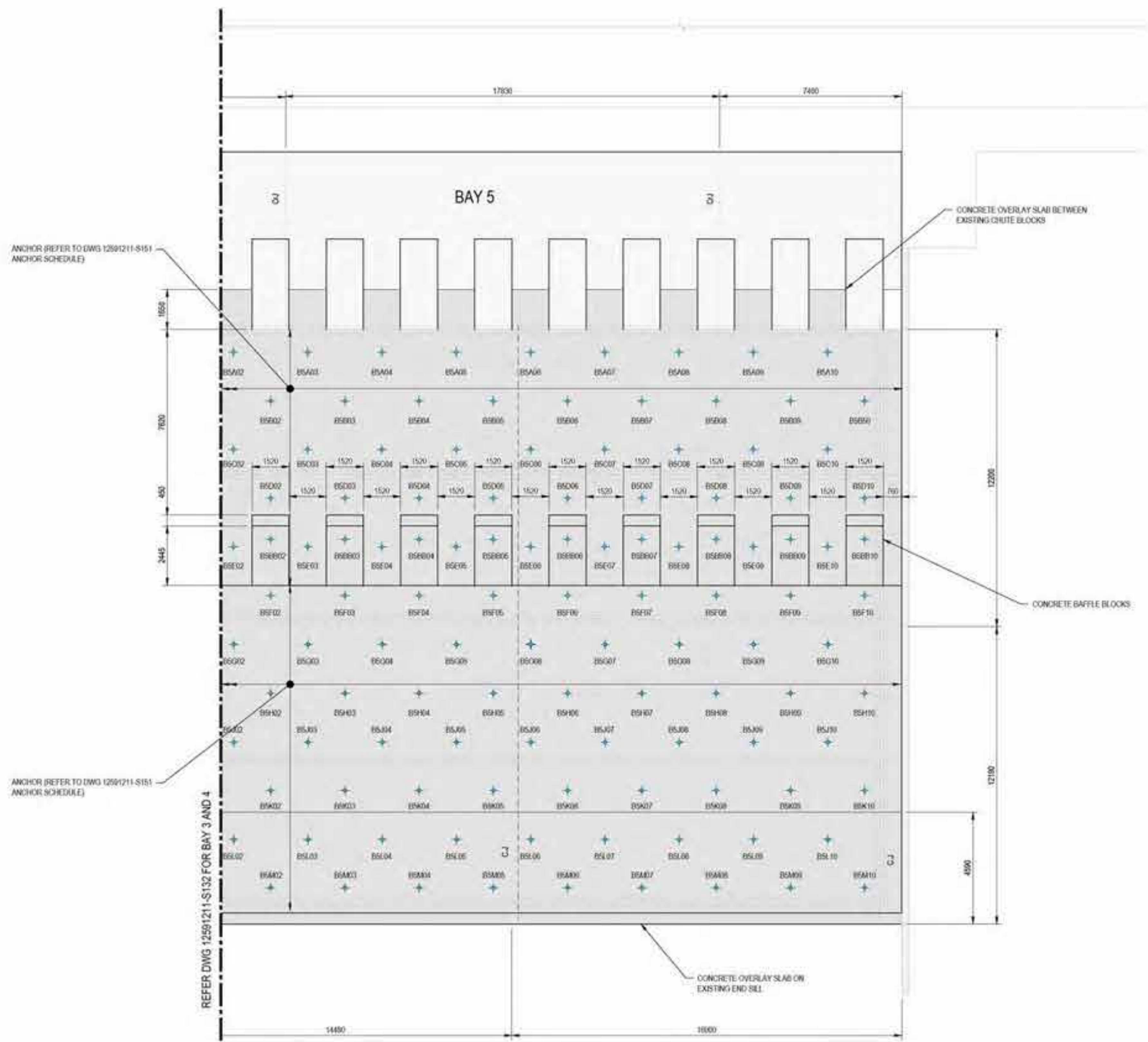
Rev	Description	Checked	Approved	Date
A	PWC SUBMISSION			
	Author: E.PAZ			
	Designer: J.GALLIP			



Client: AUSTRALIAN GOVERNMENT
NATIONAL CAPITAL AUTHORITY
Project: SCRIVENER DAM DISSIPATOR STRENGTHENING PROJECT
Project No: 12591211
Status: PRELIMINARY

Drawing Title: STRUCTURAL DISSIPATOR BAY 3 AND 4 PLAN
Status Code: S0
XXXXXX
12591211-S132

Size: A1
Rev: A



- LEGEND:**
- 8ERLH 909550 257 mm DOUBLE CORROSION PROTECTION ANCHORS
 - ROW → BSA0X
 - BAY → COLUMN
 - Baffle Block
 - BSA0X
 - BAY → COLUMN

DISSIPATOR BAY 5 PLAN
SCALE 1:100

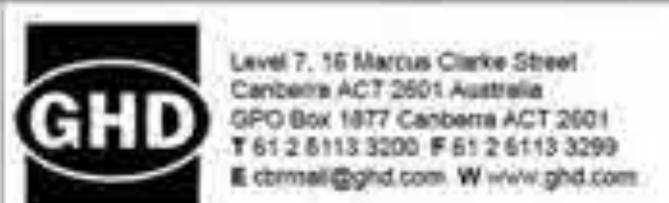

NOT FOR CONSTRUCTION

DRAWING STATUS DRAFT:

1. THE DESIGN DETAILS SHOWN ON THIS DRAWING ARE NOT COMPLETE.
2. THIS DRAWING IS PROVIDED BY THE DESIGN TEAM TO ENCOURAGE FEEDBACK AND COMMENT FROM THE WORKER PROJECT TEAM REVIEWERS.
3. IT IS LIKELY THAT THE DETAILS HERE WILL CHANGE AS THE DESIGN PROGRESSES.

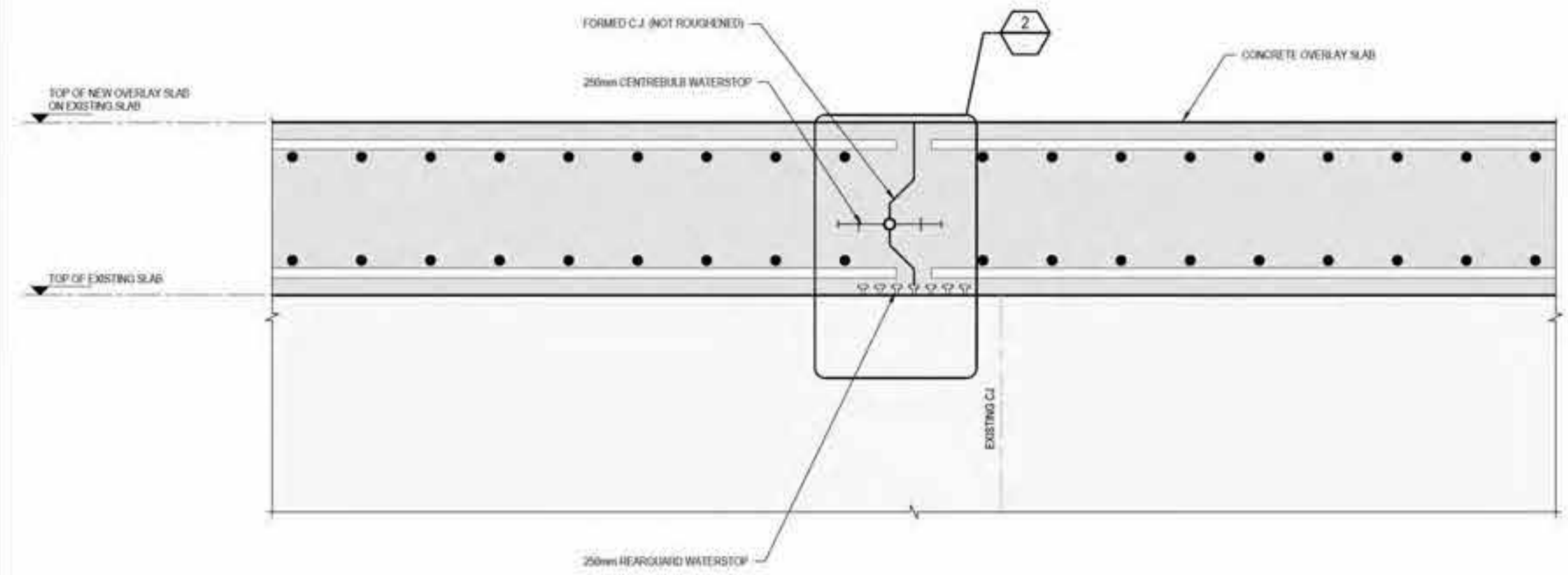


Rev	Description	Checked	Approved	Date
A	PWC SUBMISSION			
Author	E.PAZ	Drafting Check		
Designer	J.GALLIP	Design Check		

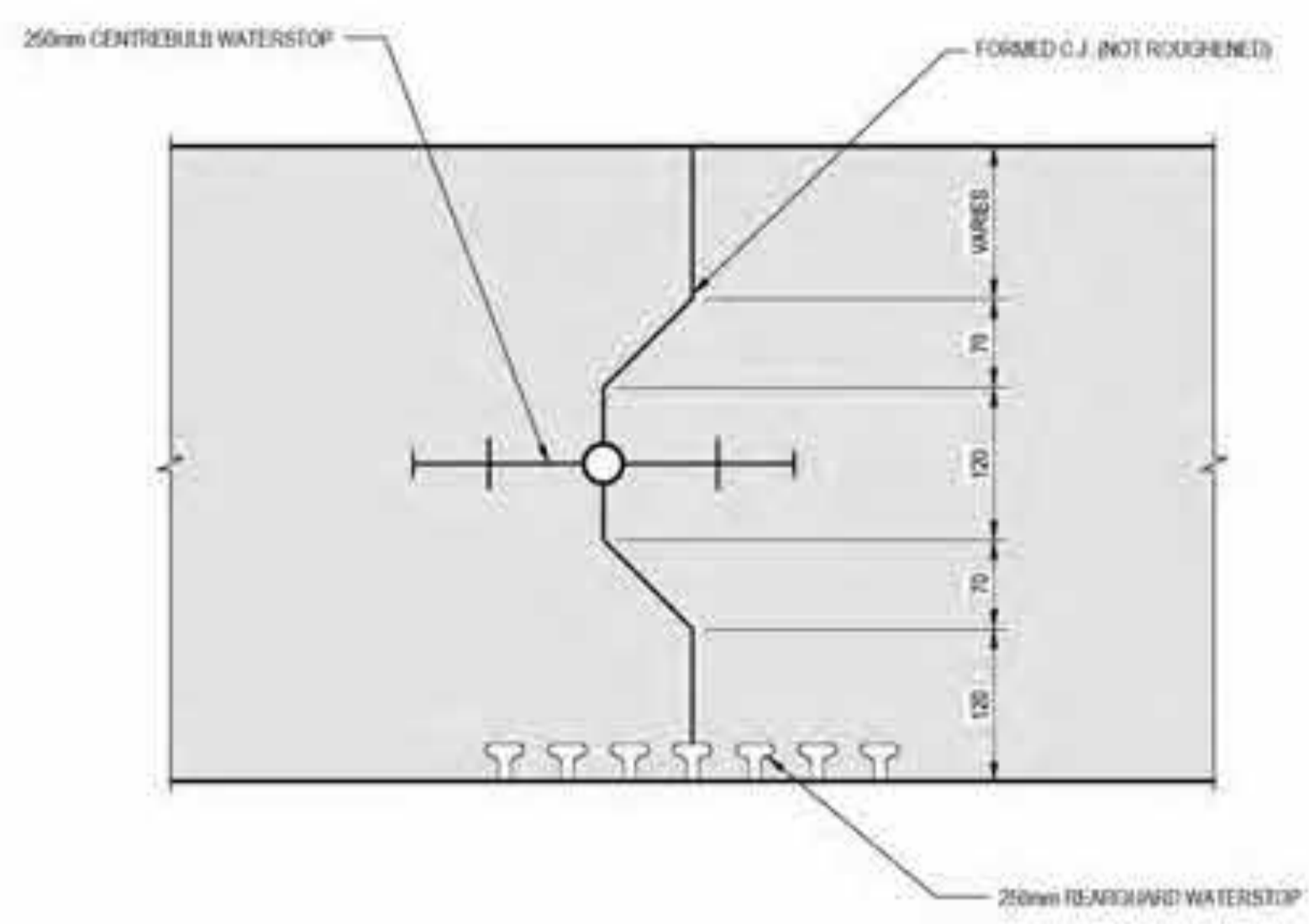


Client: AUSTRALIAN GOVERNMENT
NATIONAL CAPITAL AUTHORITY
Project: SCRIVENER DAM DISSIPATOR STRENGTHENING PROJECT
Status: PRELIMINARY
Project No: 12591211
Status Code: SO

Drawing Title: STRUCTURAL DISSIPATOR BAY 5 PLAN
Drawing No: XXXXXX
Drawing Ref: 12591211-S133
Scale: A1
Rev: A

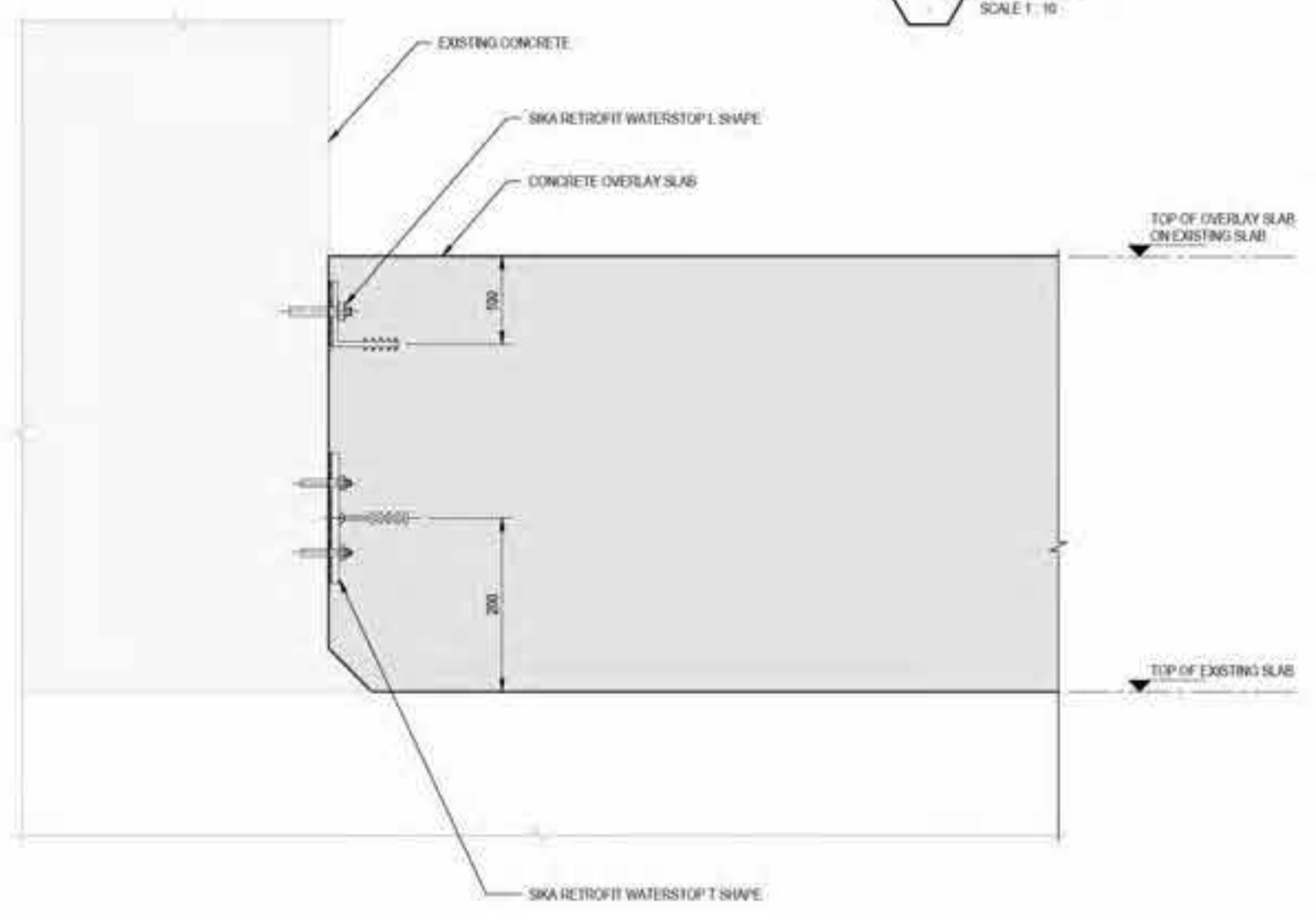


CONTRACTION JOINT TYPICAL DETAIL



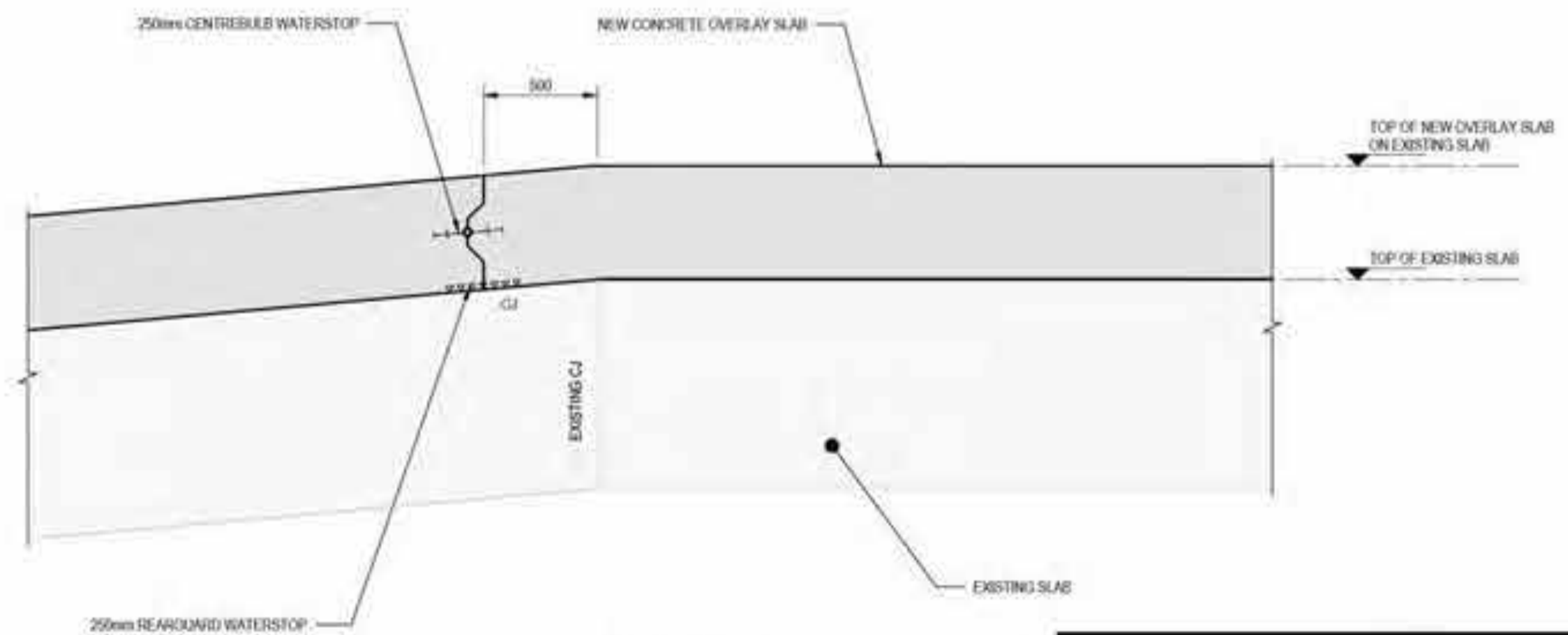
2 DETAIL
SCALE: 1:5

1 DETAIL
SCALE: 1:10



CONTRACTION JOINT TO NEW CONCRETE TYPICAL DETAIL

3 DETAIL
SCALE: 1:5



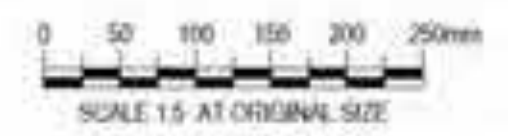
4 DETAIL
SCALE: 1:20

NOT FOR CONSTRUCTION

DRAWING STATUS DRAFT:
 1. THE DESIGN DETAILS SHOWN ON THIS DRAWING ARE NOT COMPLETE.
 2. THIS DRAWING IS PROVIDED BY THE DESIGN TEAM TO ENCOURAGE FEEDBACK AND COMMENT FROM THE WIDER PROJECT TEAM REVIEWERS.
 3. IT IS LIKELY THAT THE DETAILS HERE WILL CHANGE AS THE DESIGN PROGRESSES.

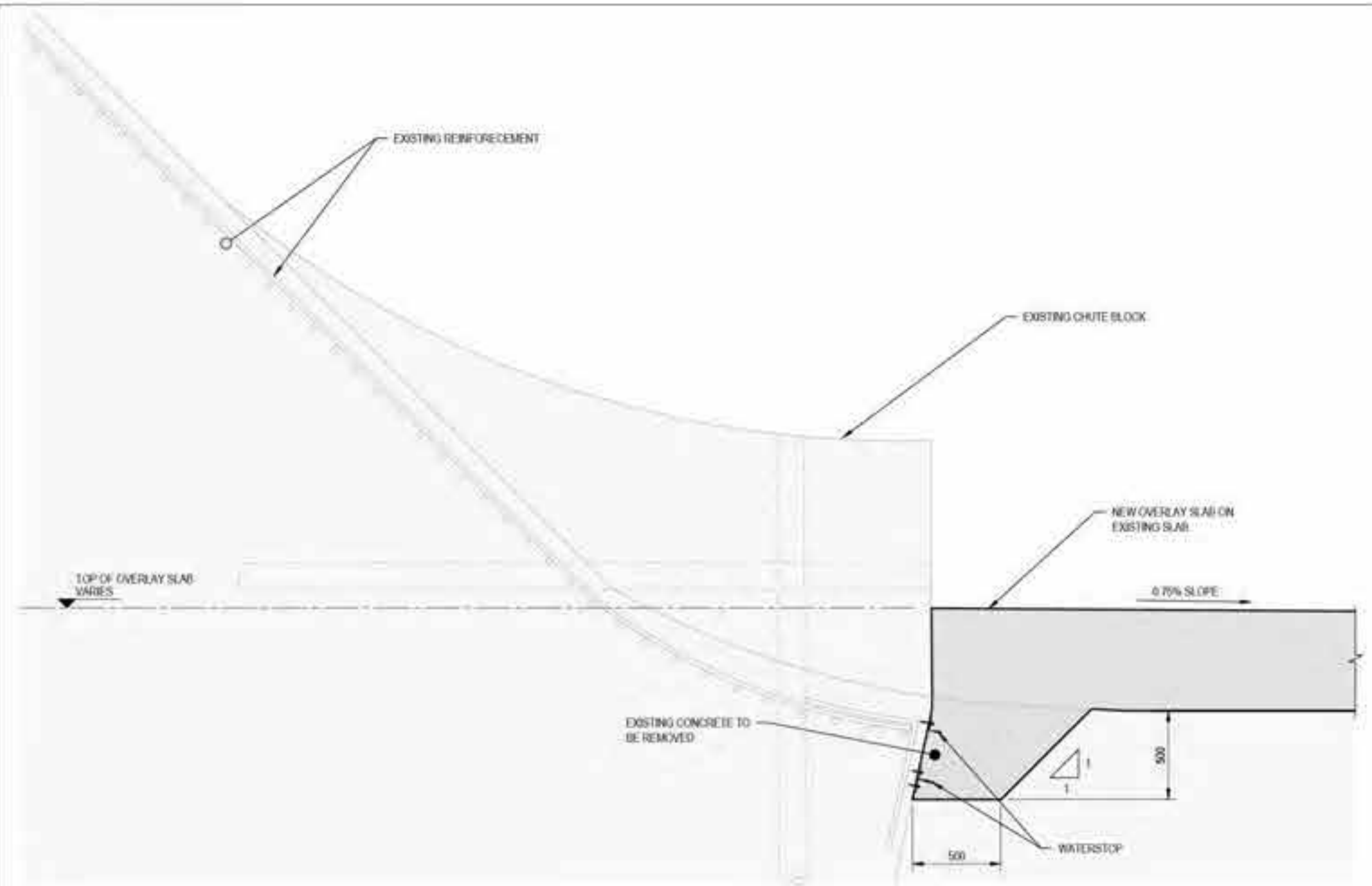
THIS DRAWING INCLUDES COLOURED INFORMATION
 COPIES OF THIS DRAWING MUST BE PRODUCED IN COLOUR

Rev	Description	Checked	Approved	Date
A	PWC SUBMISSION			
Author	EPVZ	Drafting Check		
Designer	J.GALLIP	Design Check		

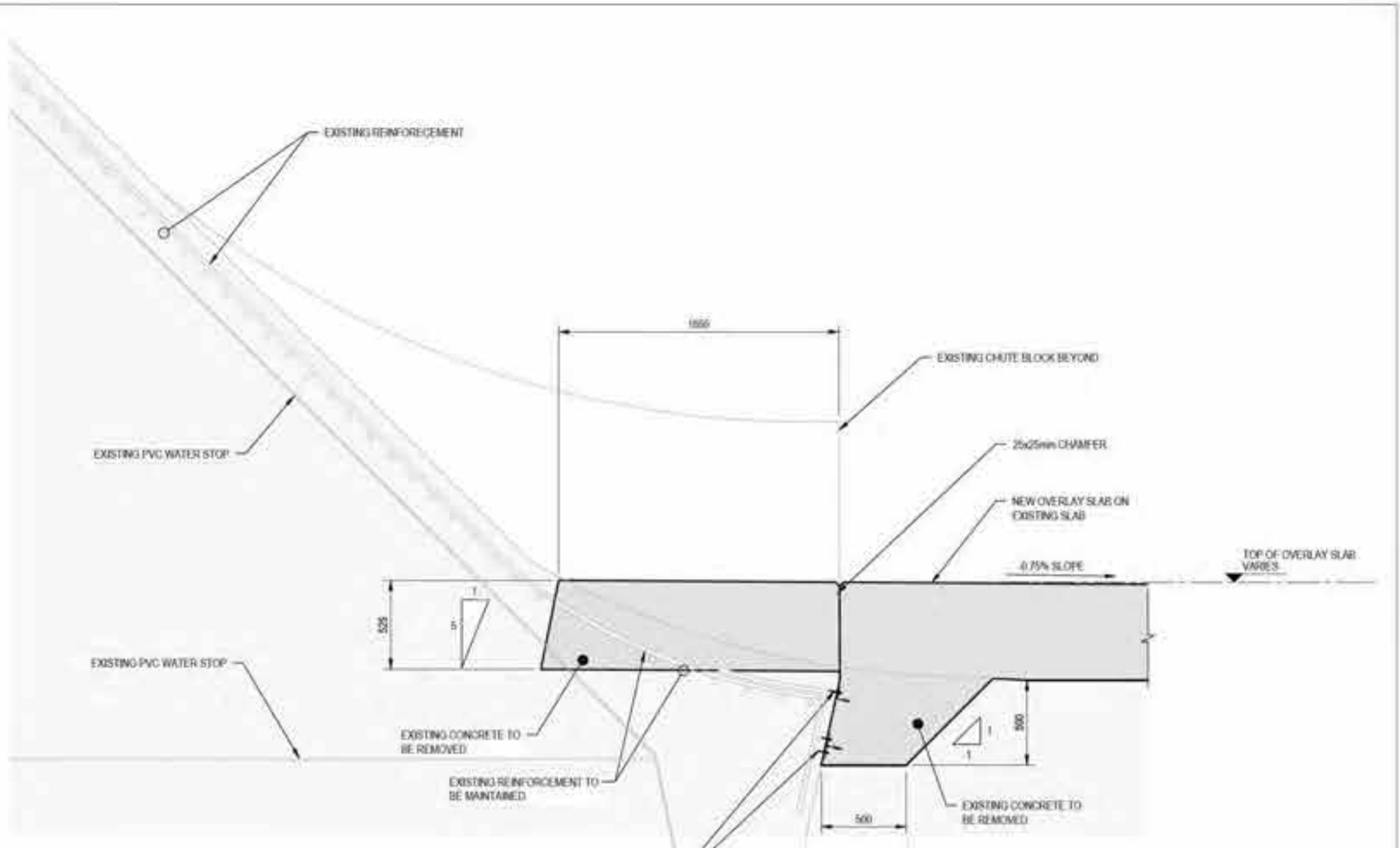


Client: AUSTRALIAN GOVERNMENT
 NATIONAL CAPITAL AUTHORITY
 Project: SCRIVENER DAM DISSIPATOR STRENGTHENING PROJECT
 Status: PRELIMINARY
 Station Code: S0
 Project No: 12591211

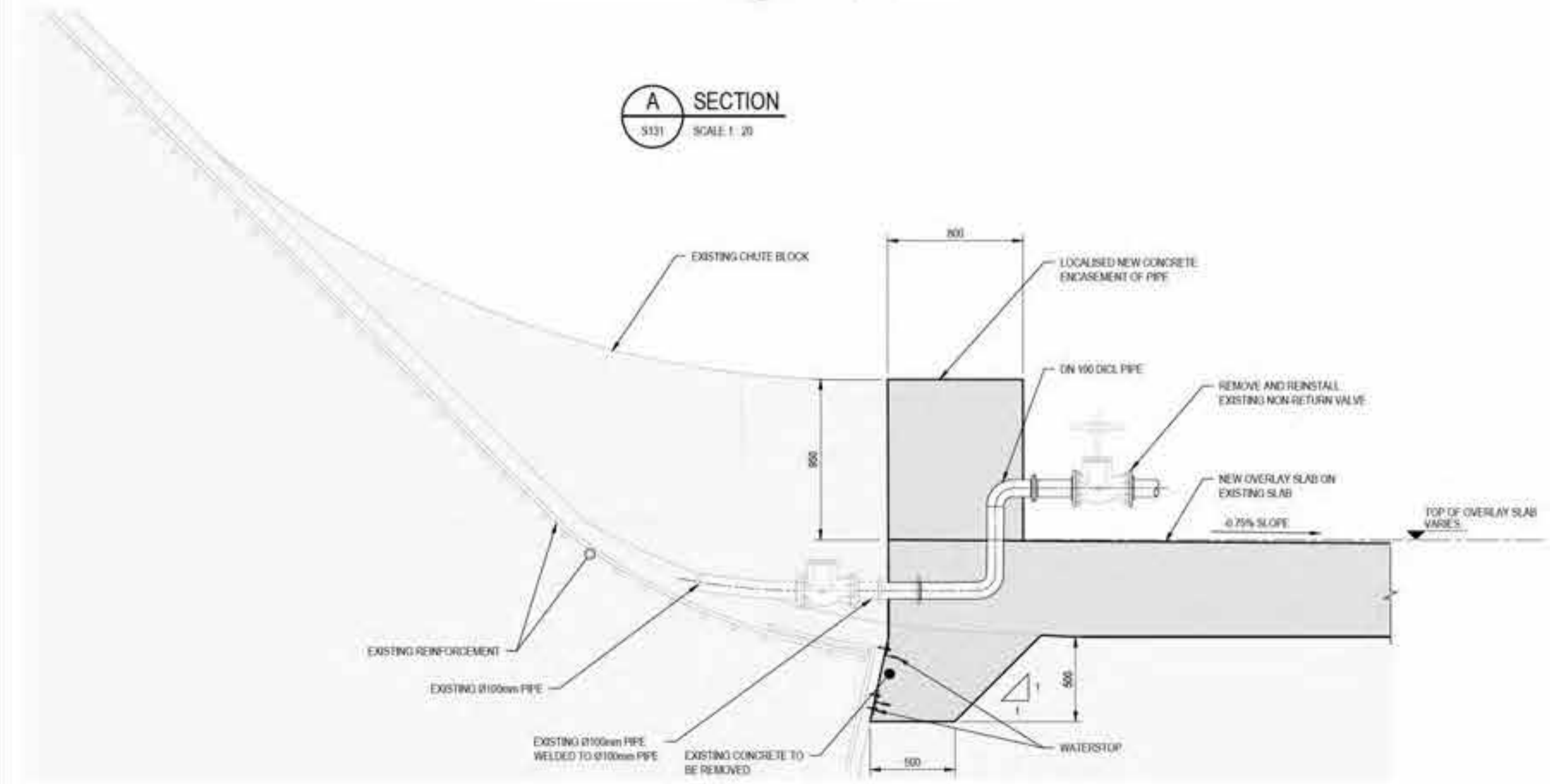
Drawing Title: STRUCTURAL TYPICAL JOINT DETAILS
 Drawing No: XXXXXX
 Drawing Date: 12591211-S141
 Size: A1
 Rev: A



A SECTION
S131 SCALE 1:20



B SECTION
S131 SCALE 1:20



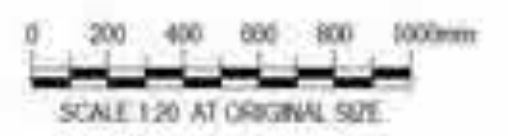
C SECTION
S132 SCALE 1:20

NOT FOR CONSTRUCTION

DRAWING STATUS DRAFT:
 1. THE DESIGN DETAILS SHOWN ON THIS DRAWING ARE NOT COMPLETE.
 2. THIS DRAWING IS PROVIDED BY THE DESIGN TEAM TO ENCOURAGE FEEDBACK AND COMMENT FROM THE WIDER PROJECT TEAM REVIEWERS.
 3. IT IS LIKELY THAT THE DETAILS HERE WILL CHANGE AS THE DESIGN PROGRESSES.

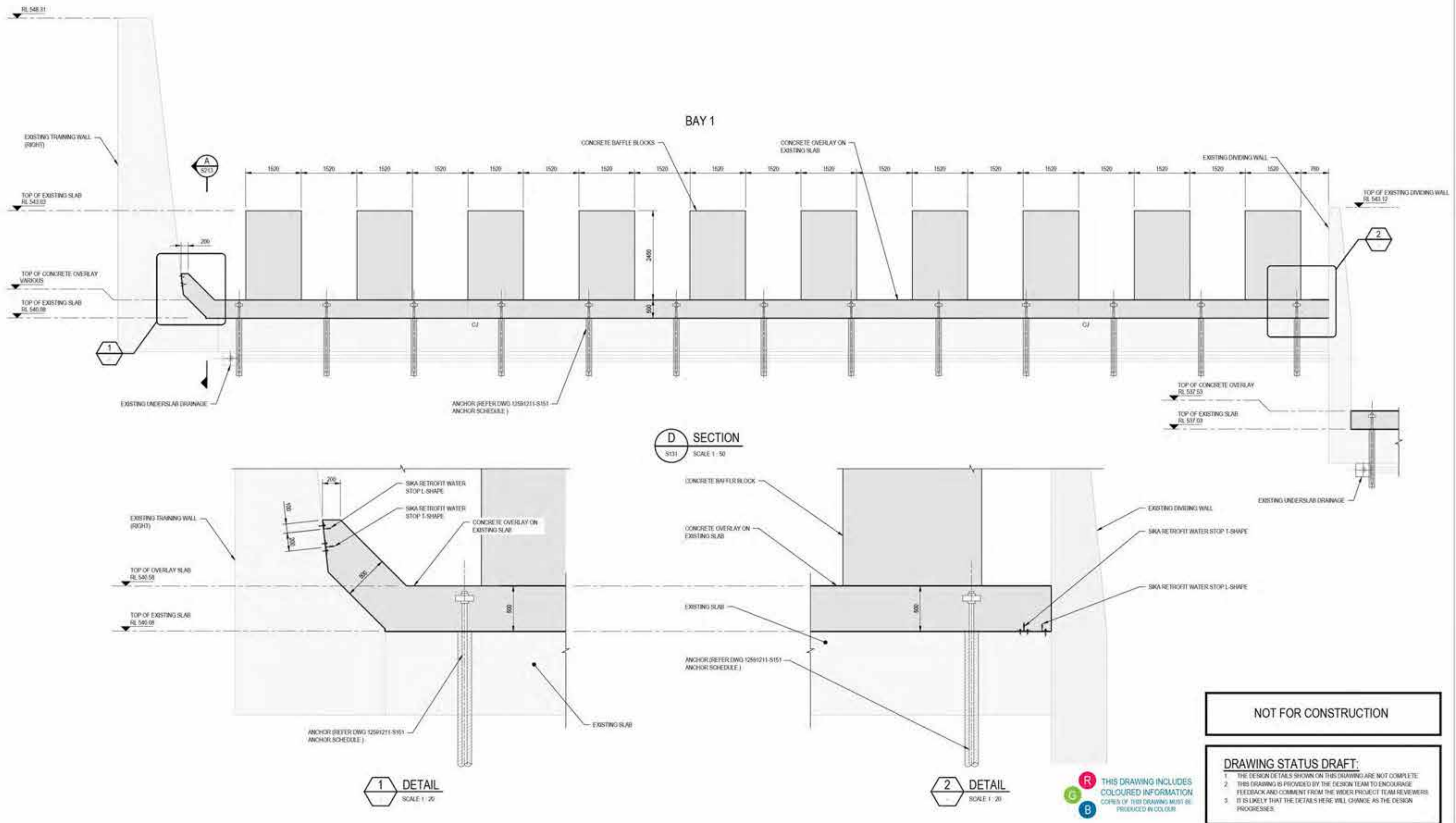
THIS DRAWING INCLUDES COLOURED INFORMATION
 COPIES OF THIS DRAWING MUST BE PRODUCED IN COLOUR

Rev	Description	Checked	Approved	Date
A	PWC SUBMISSION			
Author	E.PAZ	Drafting Check		
Designer	J.GALLIP	Design Check		



Client: AUSTRALIAN GOVERNMENT NATIONAL CAPITAL AUTHORITY
 Project: SCRIVENER DAM DISSIPATOR STRENGTHENING PROJECT
 Station: PRELIMINARY
 Station Code: S0

Drawing Title: STRUCTURAL TYPICAL UPSTREAM TIE-IN DETAILS
 Drawing No: 12591211-S142
 Rev: A




NOT FOR CONSTRUCTION

DRAWING STATUS DRAFT:

- 1 THE DESIGN DETAILS SHOWN ON THIS DRAWING ARE NOT COMPLETE
- 2 THIS DRAWING IS PROVIDED BY THE DESIGN TEAM TO ENCOURAGE FEEDBACK AND COMMENT FROM THE WIDER PROJECT TEAM REVIEWERS
- 3 IT IS LIKELY THAT THE DETAILS HERE WILL CHANGE AS THE DESIGN PROGRESSES.

R G B THIS DRAWING INCLUDES COLOURED INFORMATION COPIES OF THIS DRAWING MUST BE PRODUCED IN COLOUR

Rev	Description	Checked	Approved	Date
A	PWC SUBMISSION			
Author	E.PAZ	Drafting Check		
Designer	J.GALLIP	Design Check		



Client: AUSTRALIAN GOVERNMENT
NATIONAL CAPITAL AUTHORITY

Project: SCRIVENER DAM DISSIPATOR STRENGTHENING PROJECT

Station: PRELIMINARY

Project No: 12591211

Drawing Title: STRUCTURAL
BAY 1 TIE IN DETAILS

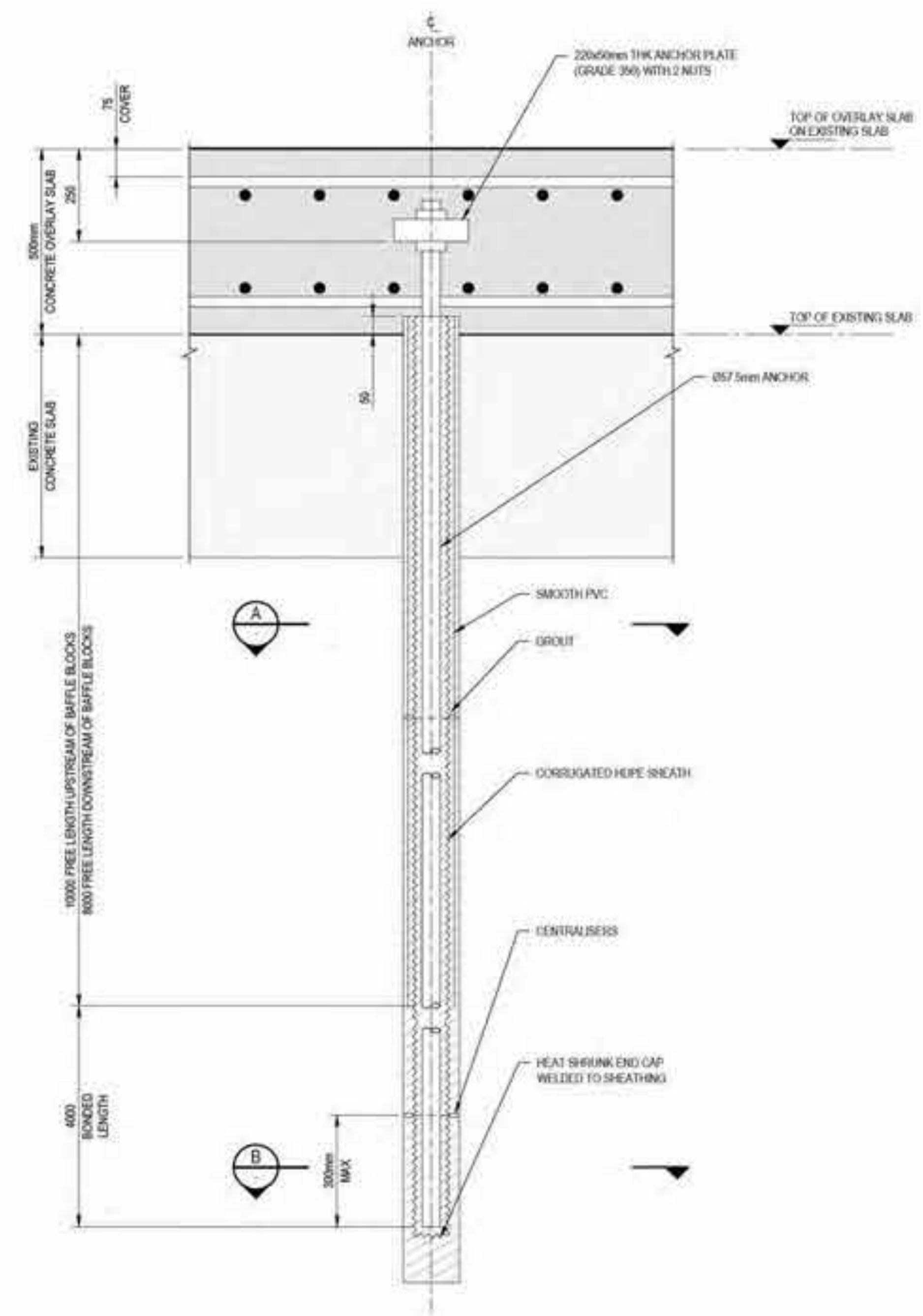
Station Code: S0

Sheet No: XXXXXX

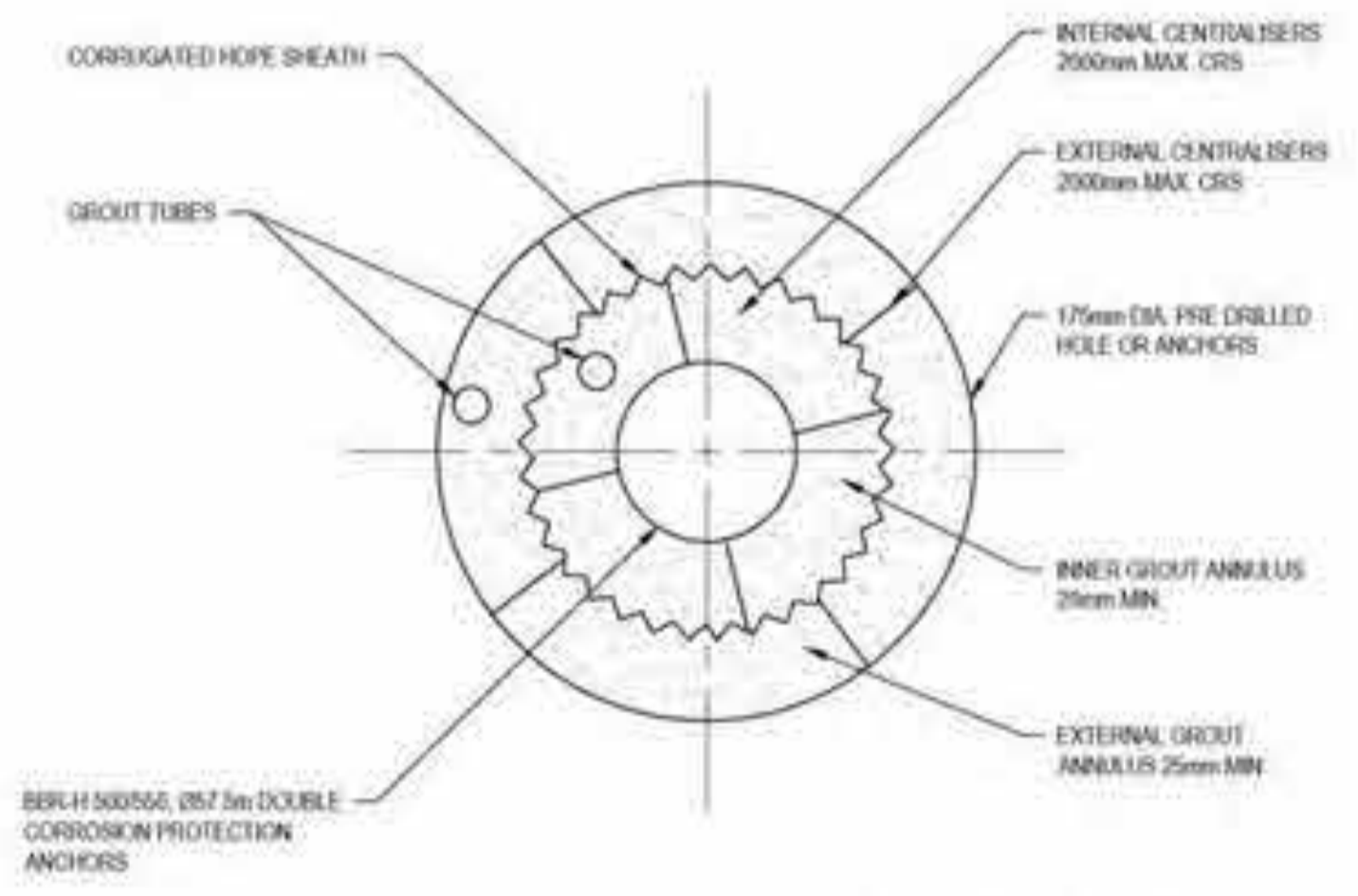
Project No: 12591211-S143

Rev: A

ANCHOR SCHEDULE TABLE								
BAY	LOCATION	START	END	BRH ANCHOR ID	ANCHOR GRADE	EMBEDMENT LENGTH (MM)	ROD LENGTH	HOLE Ø
		ANCHOR ID	ANCHOR ID	mm	MPa	m	m	mm
BAY 1	UPSTREAM	B1A01	B1F10	57.5	500	11.5	3	175
	BAFFLE BLOCKS	B1B01	B1B10	57.5	500	11.5	3	175
	DOWNSTREAM	B1G01	B1M10	50	500	8.5	3	175
BAY 2	UPSTREAM	B2A01	B2F11	57.5	500	11.5	3	175
	BAFFLE BLOCKS	B2B01	B2B11	57.5	500	11.5	3	175
	DOWNSTREAM	B2G01	B2M11	50	500	8.5	3	175
BAY 3	UPSTREAM	B3A01	B3F11	57.5	500	11.5	3	175
	BAFFLE BLOCKS	B3B01	B3B11	57.5	500	11.5	3	175
	DOWNSTREAM	B3G01	B3M11	50	500	8.5	3	175
BAY 4	UPSTREAM	B4A01	B4F11	57.5	500	11.5	3	175
	BAFFLE BLOCKS	B4B01	B4B11	57.5	500	11.5	3	175
	DOWNSTREAM	B4G01	B4M11	50	500	8.5	3	175
BAY 5	UPSTREAM	B5A01	B5F11	57.5	500	11.5	3	175
	BAFFLE BLOCKS	B5B01	B5B11	57.5	500	11.5	3	175
	DOWNSTREAM	B5G01	B5M11	50	500	8.5	3	175

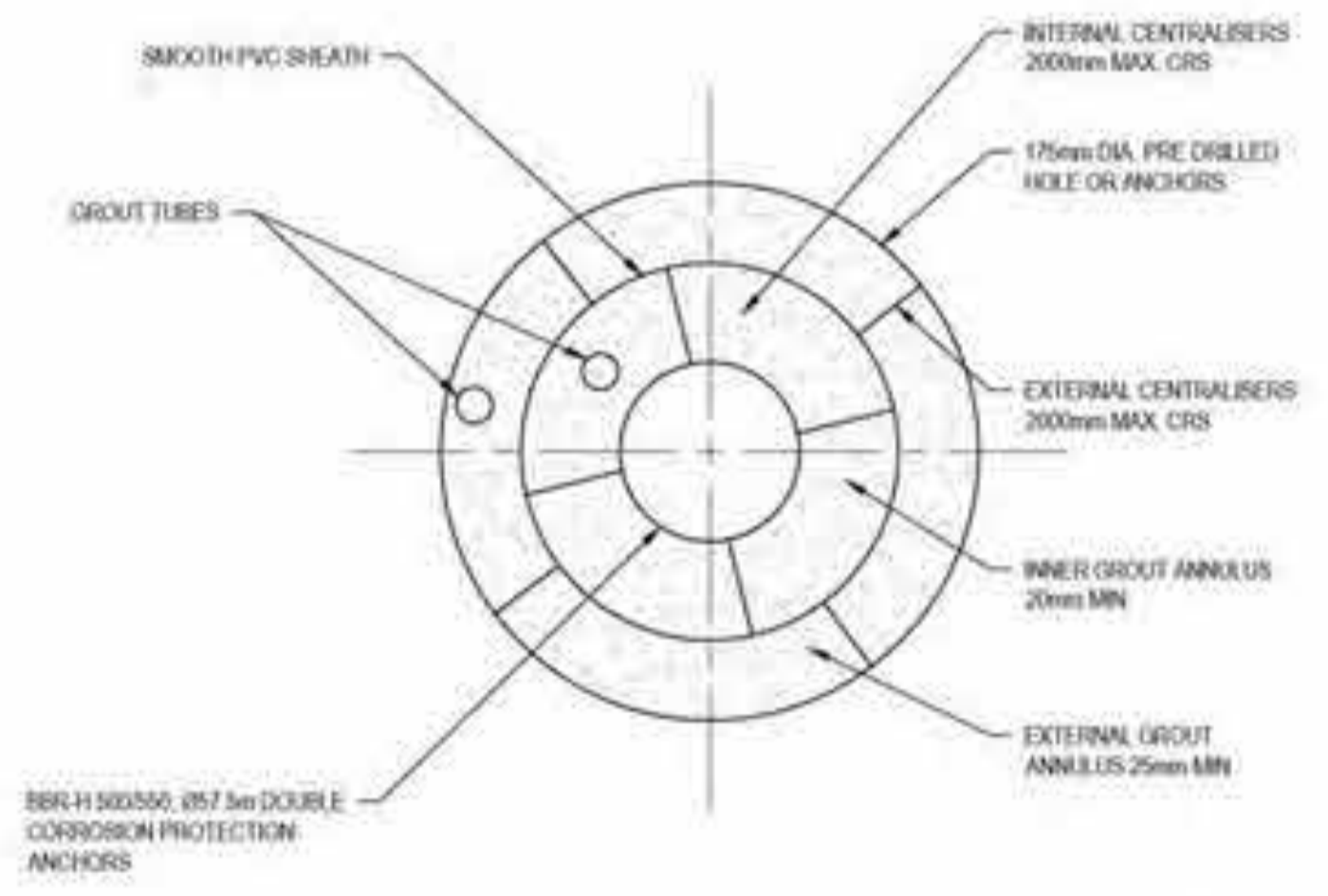


TYPICAL PASSIVE ANCHOR DETAIL
SCALE 1:10



TYPICAL SECTION BONDED THROUGH ANCHOR

A SECTION
SCALE 1:2



TYPICAL SECTION UNBONDED THROUGH ANCHOR

B SECTION
SCALE 1:2

NOT FOR CONSTRUCTION

DRAWING STATUS DRAFT:
 1. THE DESIGN DETAILS SHOWN ON THIS DRAWING ARE NOT COMPLETE.
 2. THIS DRAWING IS PROVIDED BY THE DESIGN TEAM TO ENCOURAGE FEEDBACK AND COMMENT FROM THE WIDER PROJECT TEAM REVIEWERS.
 3. IT IS LIKELY THAT THE DETAILS HERE WILL CHANGE AS THE DESIGN PROGRESSES.

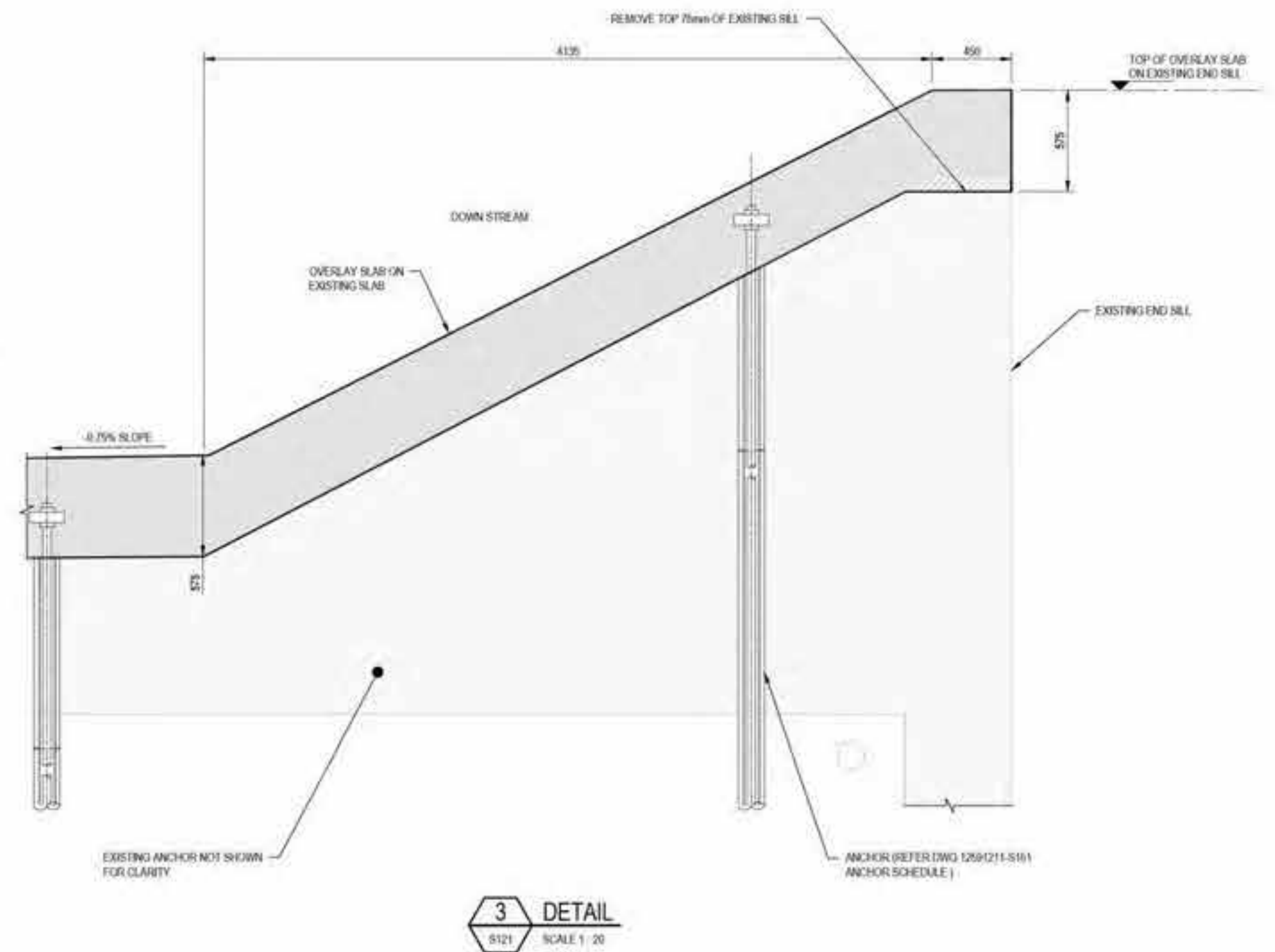
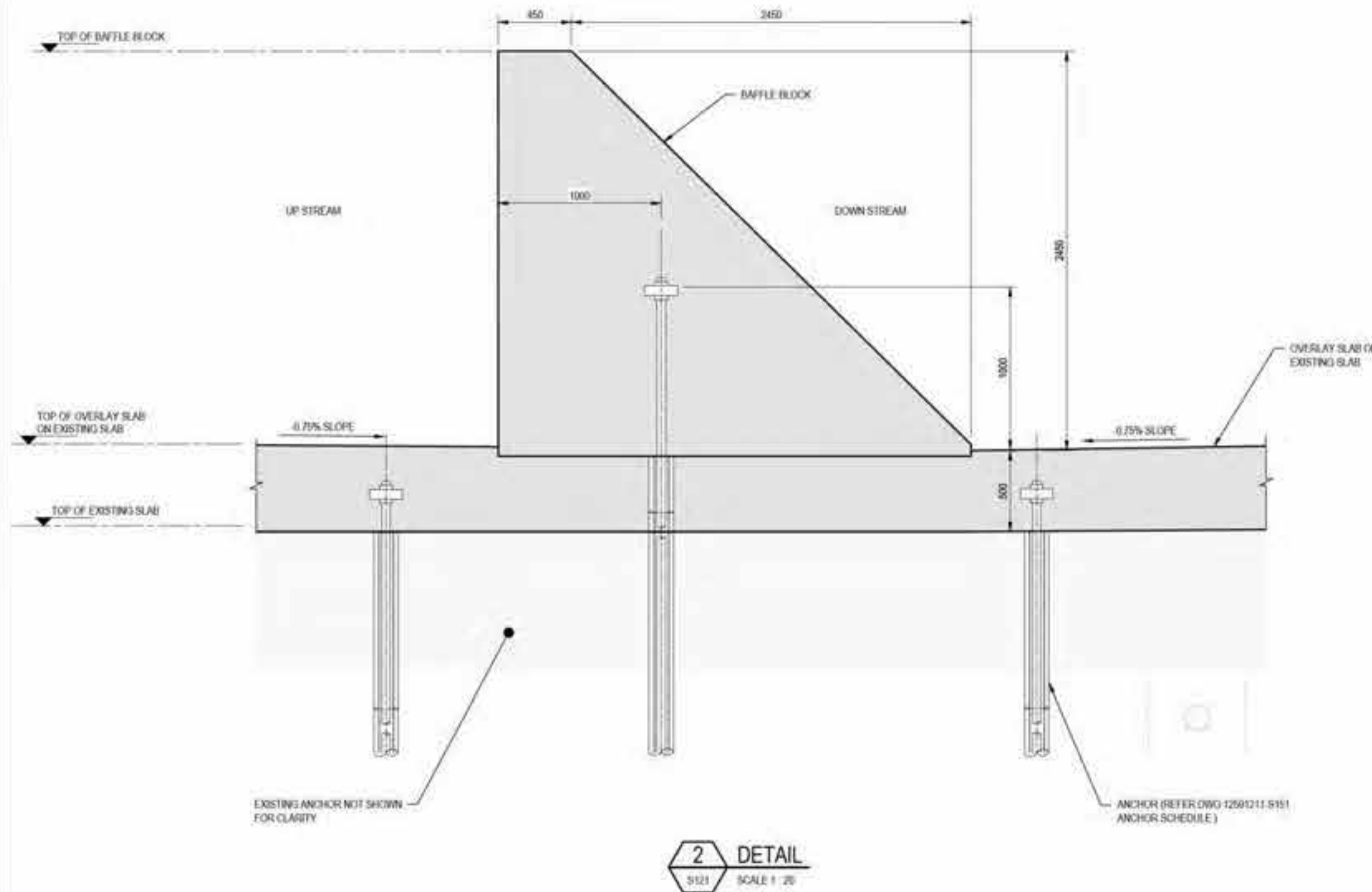
R THIS DRAWING INCLUDES COLOURED INFORMATION
G COPIES OF THIS DRAWING MUST BE PRODUCED IN COLOUR
B

Rev	Description	Checked	Approved	Date
A	PWC SUBMISSION			
Author	E.PAZ	Drafting Check		
Designer	J.GALLUP	Design Check		



Client: AUSTRALIAN GOVERNMENT NATIONAL CAPITAL AUTHORITY
 Project: SCRIVENER DAM DISSIPATOR STRENGTHENING PROJECT
 Status: PRELIMINARY
 Project No: 12591211
 Status Code: S0

Drawing Title: STRUCTURAL ANCHOR SCHEDULE AND TYPICAL PASSIVE ANCHOR DETAIL
 Drawing No: XXXXXX
 Drawing Date: 12591211-S151
 Scale: A1

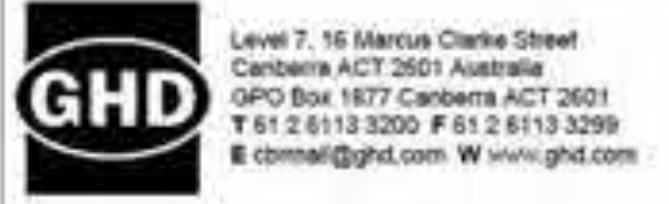


NOT FOR CONSTRUCTION

DRAWING STATUS DRAFT:
 1 THE DESIGN DETAILS SHOWN ON THIS DRAWING ARE NOT COMPLETE
 2 THIS DRAWING IS PROVIDED BY THE DESIGN TEAM TO ENCOURAGE FEEDBACK AND COMMENT FROM THE WIDER PROJECT TEAM REVIEWERS
 3 IT IS LIKELY THAT THE DETAILS HERE WILL CHANGE AS THE DESIGN PROGRESSES.

R THIS DRAWING INCLUDES
G COLOURED INFORMATION
B COPIES OF THIS DRAWING MUST BE
 PRODUCED IN COLOUR

Rev	Description	Checked	Approved	Date
A	PWC SUBMISSION			
Author	EPNZ	Drafting Check		
Designer	J.GALLIP	Design Check		

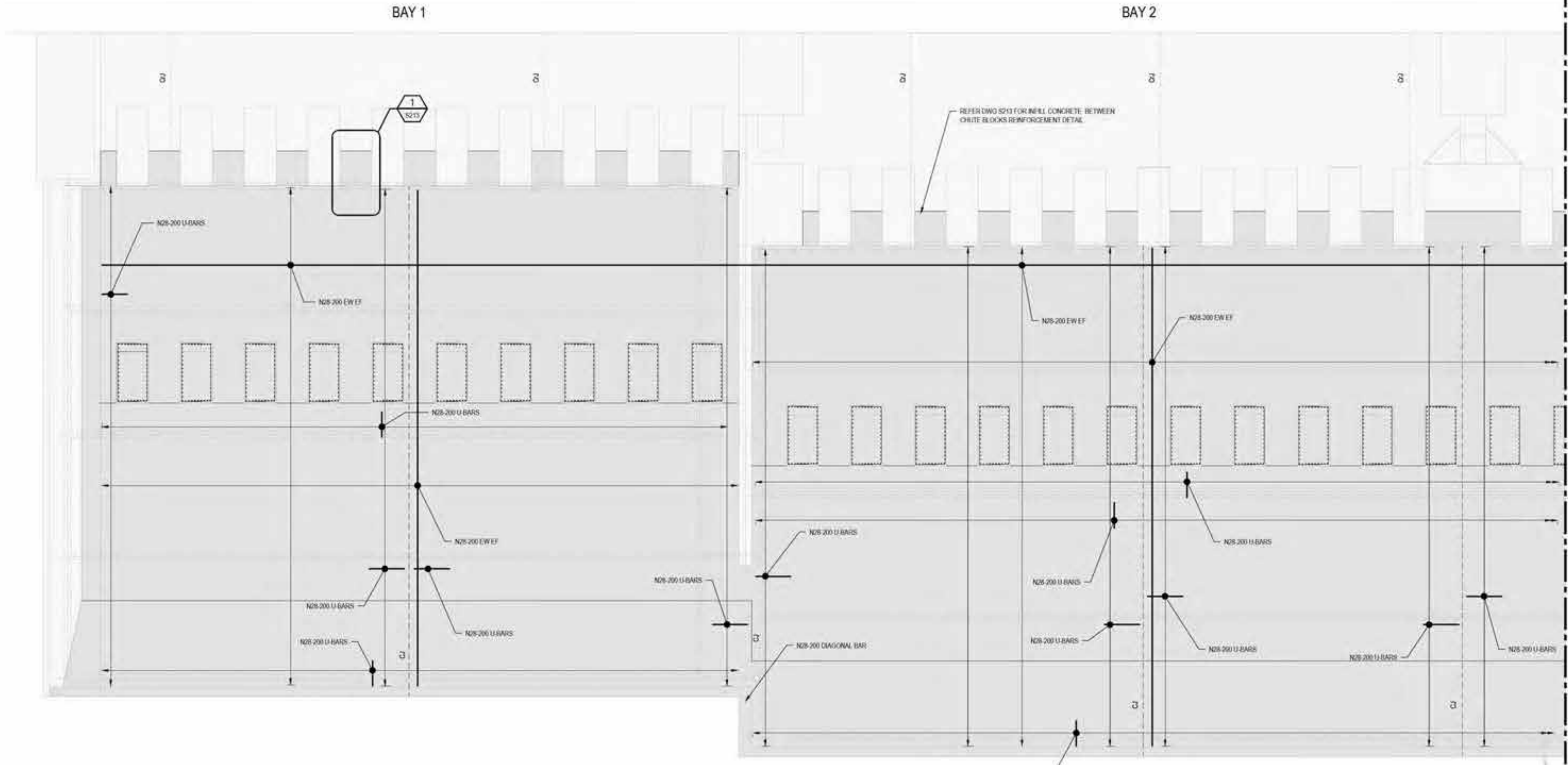


Client: AUSTRALIAN GOVERNMENT
 NATIONAL CAPITAL AUTHORITY
 Project: SCRIVENER DAM DISSIPATOR
 STRENGTHENING PROJECT
 Status: PRELIMINARY
 Project No: 12591211

Drawing Title: STRUCTURAL
 BAFFLE BLOCK AND ENDSILL
 SECTION

Status Code: S0
 Drawing No: XXXXXX
 Sheet No: 12591211-S152

Size: A1
 Rev: A




STRUCTURAL REINFORCEMENT PLAN BAY 1 AND 2
SCALE 1:100

NOT FOR CONSTRUCTION

DRAWING STATUS DRAFT:
 1 THE DESIGN DETAILS SHOWN ON THIS DRAWING ARE NOT COMPLETE.
 2 THIS DRAWING IS PROVIDED BY THE DESIGN TEAM TO ENCOURAGE FEEDBACK AND COMMENT FROM THE WIDER PROJECT TEAM REVIEWERS.
 3 IT IS LIKELY THAT THE DETAILS HERE WILL CHANGE AS THE DESIGN PROGRESSES.

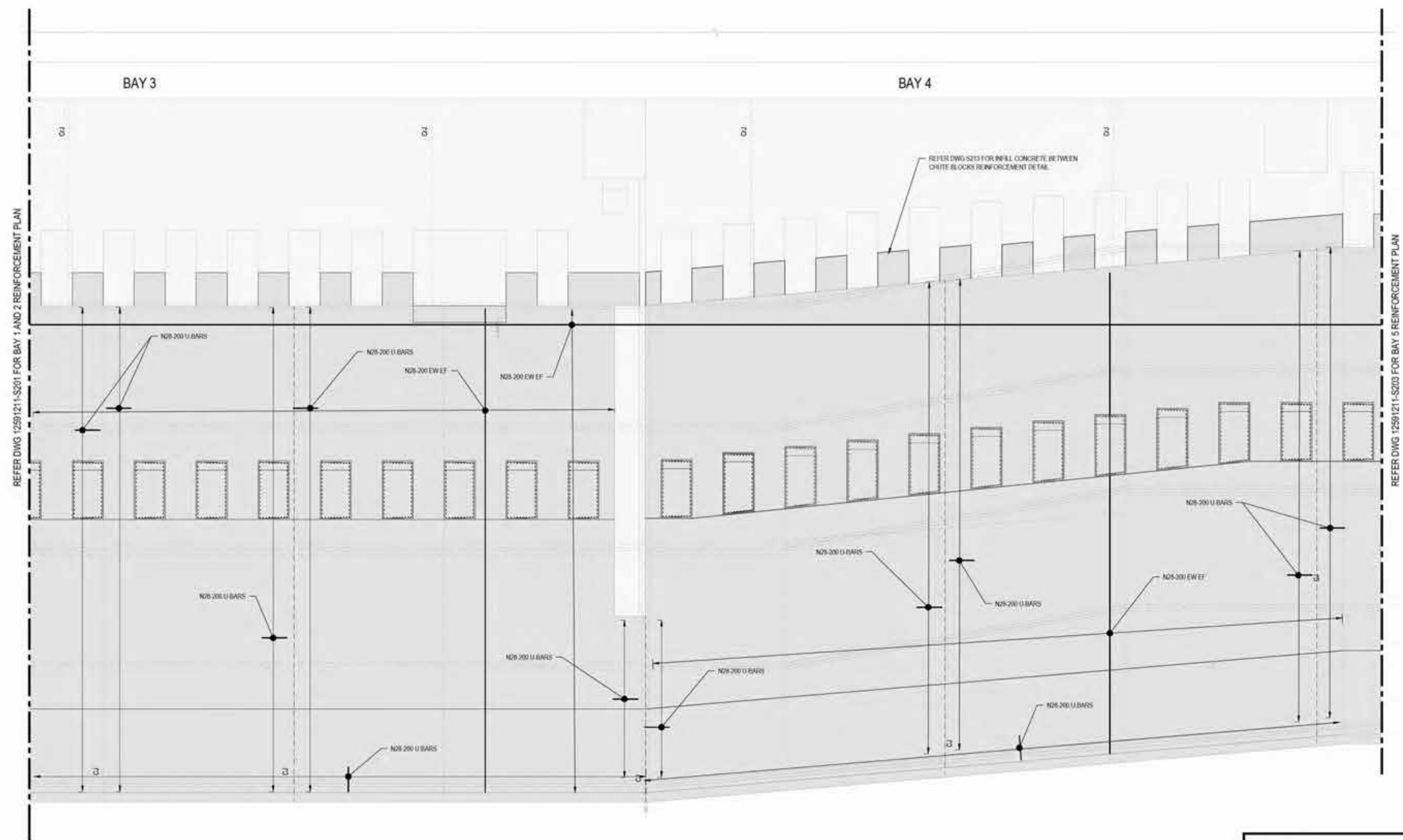
THIS DRAWING INCLUDES COLOURED INFORMATION
 COLOURS OF THIS DRAWING MUST BE PRODUCED IN COLOUR

Rev	Description	Checked	Approved	Date
A	PWC SUBMISSION			
Author	E.PAZ	Drafting Check		
Designer	J.GALLIP	Design Check		



Client: AUSTRALIAN GOVERNMENT
 NATIONAL CAPITAL AUTHORITY
 Project: SCRIVENER DAM DISSIPATOR STRENGTHENING PROJECT
 Status: PRELIMINARY
 Project No: 12591211
 Station Code: S0

Drawing Title: STRUCTURAL REINFORCEMENT PLAN BAY 1 AND 2
 Drawing No: XXXXXX
 Project No: 12591211-S201
 Rev: A



REFER DWG 12591211-S201 FOR BAY 1 AND 2 REINFORCEMENT PLAN

REFER DWG 12591211-S203 FOR BAY 5 REINFORCEMENT PLAN


STRUCTURAL REINFORCEMENT PLAN BAY 3 AND 4
SCALE 1:100

NOT FOR CONSTRUCTION

DRAWING STATUS DRAFT:
 1. THE DESIGN DETAILS SHOWN ON THIS DRAWING ARE NOT COMPLETE.
 2. THIS DRAWING IS PROVIDED BY THE DESIGN TEAM TO ENCOURAGE FEEDBACK AND COMMENT FROM THE WIDER PROJECT TEAM REVIEWERS.
 3. IT IS LIKELY THAT THE DETAILS HERE WILL CHANGE AS THE DESIGN PROGRESSES.

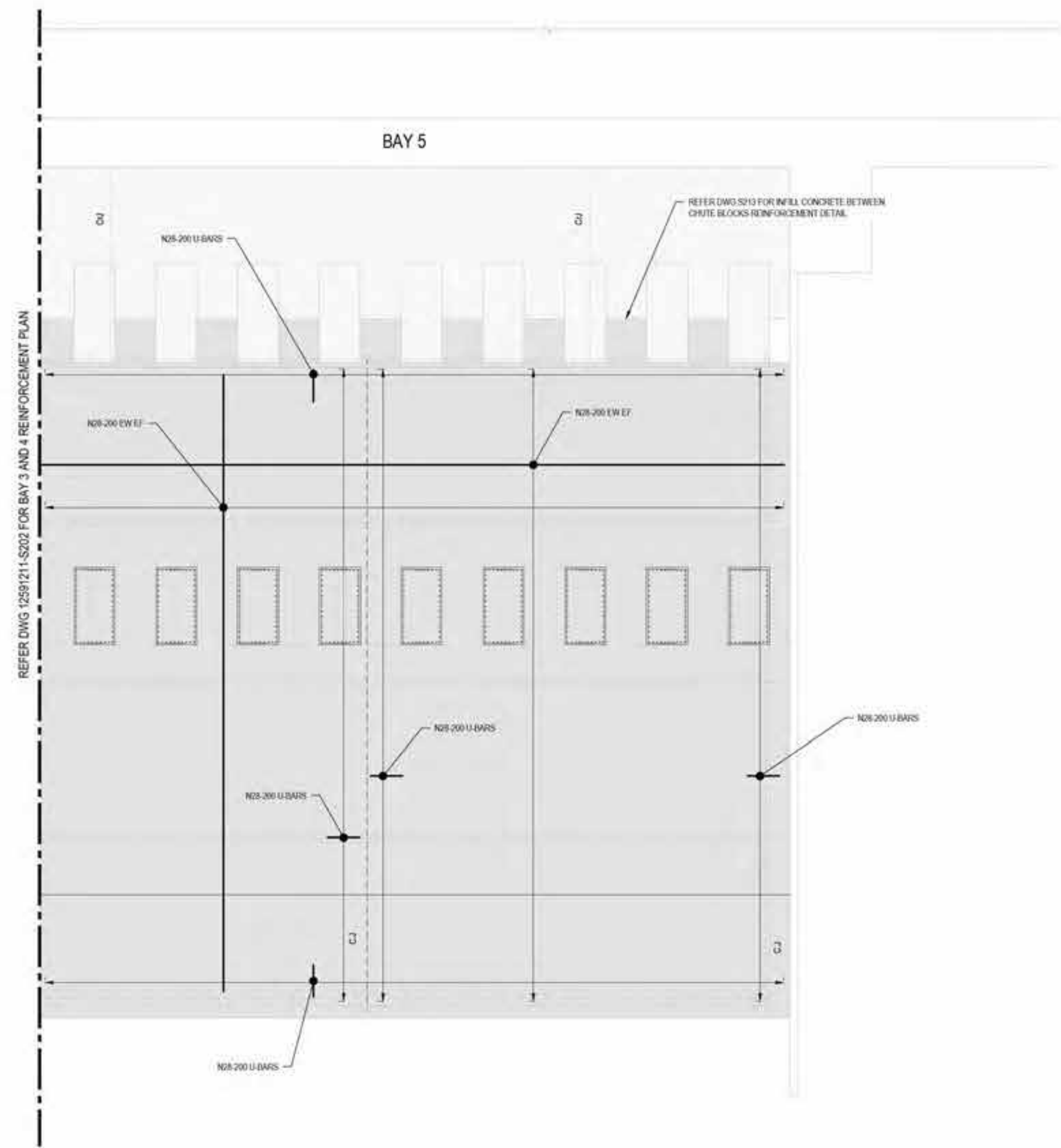
THIS DRAWING INCLUDES COLoured INFORMATION
COPIES OF THIS DRAWING MUST BE PRODUCED IN COLOUR

Rev	Description	Checked	Approved	Date
A	PWC SUBMISSION			
Author	L. EBOKEIRA	Drafting Check		
Designer	J. GALLUP	Design Check		



Client: AUSTRALIAN GOVERNMENT NATIONAL CAPITAL AUTHORITY
 Project: SCRIVENER DAM DISSIPATOR STRENGTHENING PROJECT
 Station: PRELIMINARY
 Status Code: S0

Drawing Title: STRUCTURAL REINFORCEMENT PLAN BAY 3 AND 4
 Drawing No: 12591211-S202
 Revision: A




STRUCTURAL REINFORCEMENT PLAN BAY 5
SCALE 1:100

NOT FOR CONSTRUCTION

DRAWING STATUS DRAFT:
 1. THE DESIGN DETAILS SHOWN ON THIS DRAWING ARE NOT COMPLETE.
 2. THIS DRAWING IS PROVIDED BY THE DESIGN TEAM TO ENCOURAGE FEEDBACK AND COMMENT FROM THE WIDER PROJECT TEAM REVIEWERS.
 3. IT IS LIKELY THAT THE DETAILS HERE WILL CHANGE AS THE DESIGN PROGRESSES.

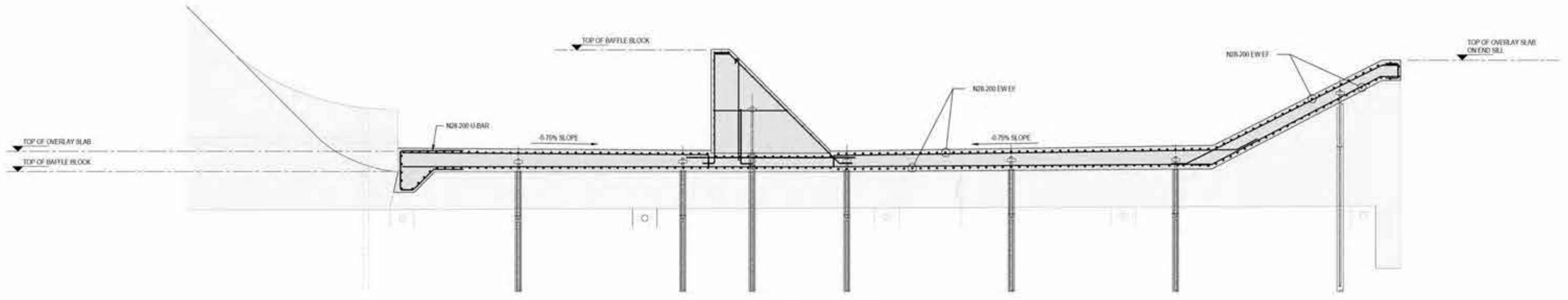
THIS DRAWING INCLUDES COLOURED INFORMATION
 COPIES OF THIS DRAWING MUST BE PRODUCED IN COLOURS

Rev	Description	Checked	Approved	Date
A	PWC SUBMISSION			
Author	L. EROGIERRA	Drafting Check		
Designer	J. GALLIP	Design Check		



Client: AUSTRALIAN GOVERNMENT
 NATIONAL CAPITAL AUTHORITY
 Project: SCRIVENER DAM DISSIPATOR STRENGTHENING PROJECT
 Status: PRELIMINARY
 Project No: 12591211

Drawing Title: STRUCTURAL REINFORCEMENT PLAN BAY 5
 Status Code: S0
 Drawing No: XXXXXX
 Drawing No: 12591211-S203
 Rev: A



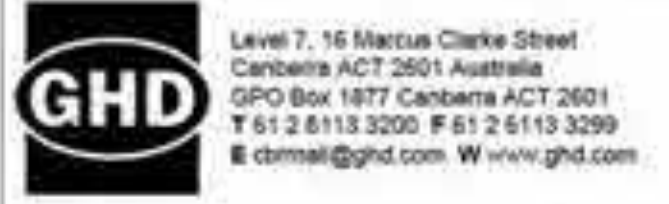

DISSIPATOR REINFORCEMENT TYPICAL SECTION
SCALE 1:50

NOT FOR CONSTRUCTION

DRAWING STATUS DRAFT:
 1 THE DESIGN DETAILS SHOWN ON THIS DRAWING ARE NOT COMPLETE
 2 THIS DRAWING IS PROVIDED BY THE DESIGN TEAM TO ENCOURAGE FEEDBACK AND COMMENT FROM THE WIDER PROJECT TEAM REVIEWERS
 3 IT IS LIKELY THAT THE DETAILS HERE WILL CHANGE AS THE DESIGN PROGRESSES

THIS DRAWING INCLUDES COLOURED INFORMATION
 COLOURS OF THIS DRAWING MUST BE PRODUCED IN COLOUR

Rev	Description	Checked	Approved	Date
A	PWC SUBMISSION			
Author	E.PAZ	Drafting Check		
Designer	J.GALLIP	Design Check		



Client: AUSTRALIAN GOVERNMENT
 NATIONAL CAPITAL AUTHORITY
 Project: SCRIVENER DAM DISSIPATOR STRENGTHENING PROJECT
 Status: PRELIMINARY
 Project No: 12591211

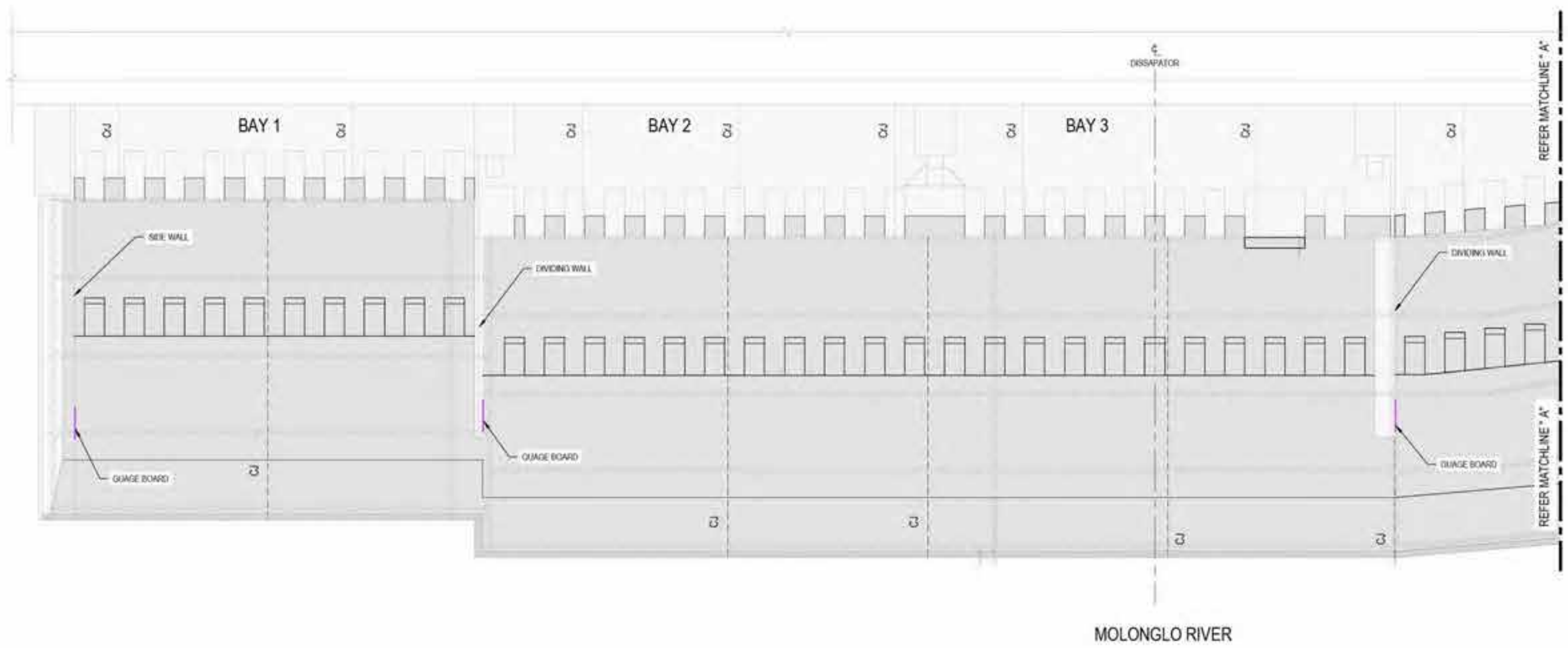
Drawing Title: STRUCTURAL REINFORCEMENT TYPICAL SECTION SHEET 1

Status Code: S0
 Drawing No: XXXXXX
 Revision: 12591211-S211
 Date: 16 June 2023 - 8:34 AM
 Drawn by: Edgardo Paz
 File Name: I:\ghd\ghd\CA\Mr boomer\Project\31112591211\CA\Drawing\12591211-S211.dwg

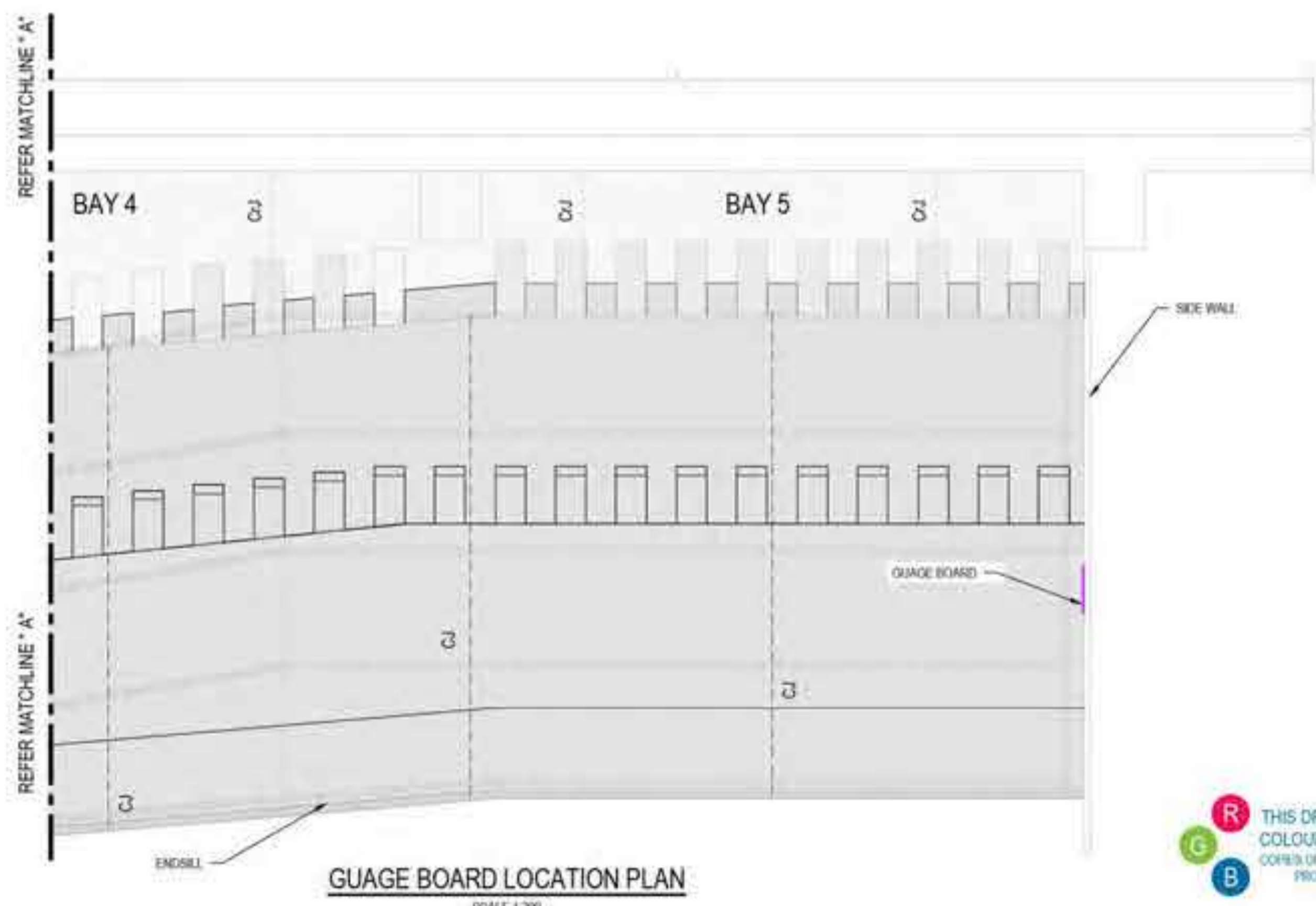
Size: A1
 Rev: A



STAFF GAUGE DETAIL
N73



MOLONGLO RIVER



GAUGE BOARD LOCATION PLAN
SCALE 1:200

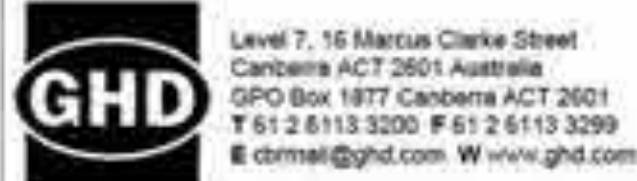

LEGEND:
GAUGE BOARD

NOT FOR CONSTRUCTION

DRAWING STATUS DRAFT:
 1 THE DESIGN DETAILS SHOWN ON THIS DRAWING ARE NOT COMPLETE
 2 THIS DRAWING IS PROVIDED BY THE DESIGN TEAM TO ENCOURAGE FEEDBACK AND COMMENT FROM THE WIDER PROJECT TEAM REVIEWERS
 3 IT IS LIKELY THAT THE DETAILS HERE WILL CHANGE AS THE DESIGN PROGRESSES.

THIS DRAWING INCLUDES COLOURED INFORMATION COPIES OF THIS DRAWING MUST BE PRODUCED IN COLOUR

Rev	Description	Checked	Approved	Date
A	PWC SUBMISSION			
Author	E.PAZ	Drafting Check		
Designer	D.KHOUDAR	Design Check		




Client: AUSTRALIAN GOVERNMENT NATIONAL CAPITAL AUTHORITY
 Project: SCRIVENER DAM DISSIPATOR STRENGTHENING PROJECT
 Status: PRELIMINARY
 Project No: 12591211

Drawing Title: STRUCTURAL GAUGE BOARD LOCATION PLAN AND STAFF GAUGE DETAIL
 Status Code: S0
 Drawing No: XXXXXX
 Project No: 12591211-S301

Size: A1
 Rev: A

AUSTRALIAN GOVERNMENT NATIONAL CAPITAL AUTHORITY

SCRIVENER DAM TEMPORARY CONSTRUCTION WORKS



LOCALITY PLAN
SCALE: NTS

DRAWING INDEX

DRG No.	TRIM NO.	DRAWING TITLE
12591211-TW000	XXXXXXX	COVER SHEET, LOCALITY PLAN AND DRAWING INDEX
12591211-TW001	XXXXXXX	TEMPORARY CONSTRUCTION WORKS - STAGE 1
12591211-TW002	XXXXXXX	TEMPORARY CONSTRUCTION WORKS - STAGE 2
12591211-TW003	XXXXXXX	TEMPORARY CONSTRUCTION WORKS - COFFERDAM

NOT FOR CONSTRUCTION

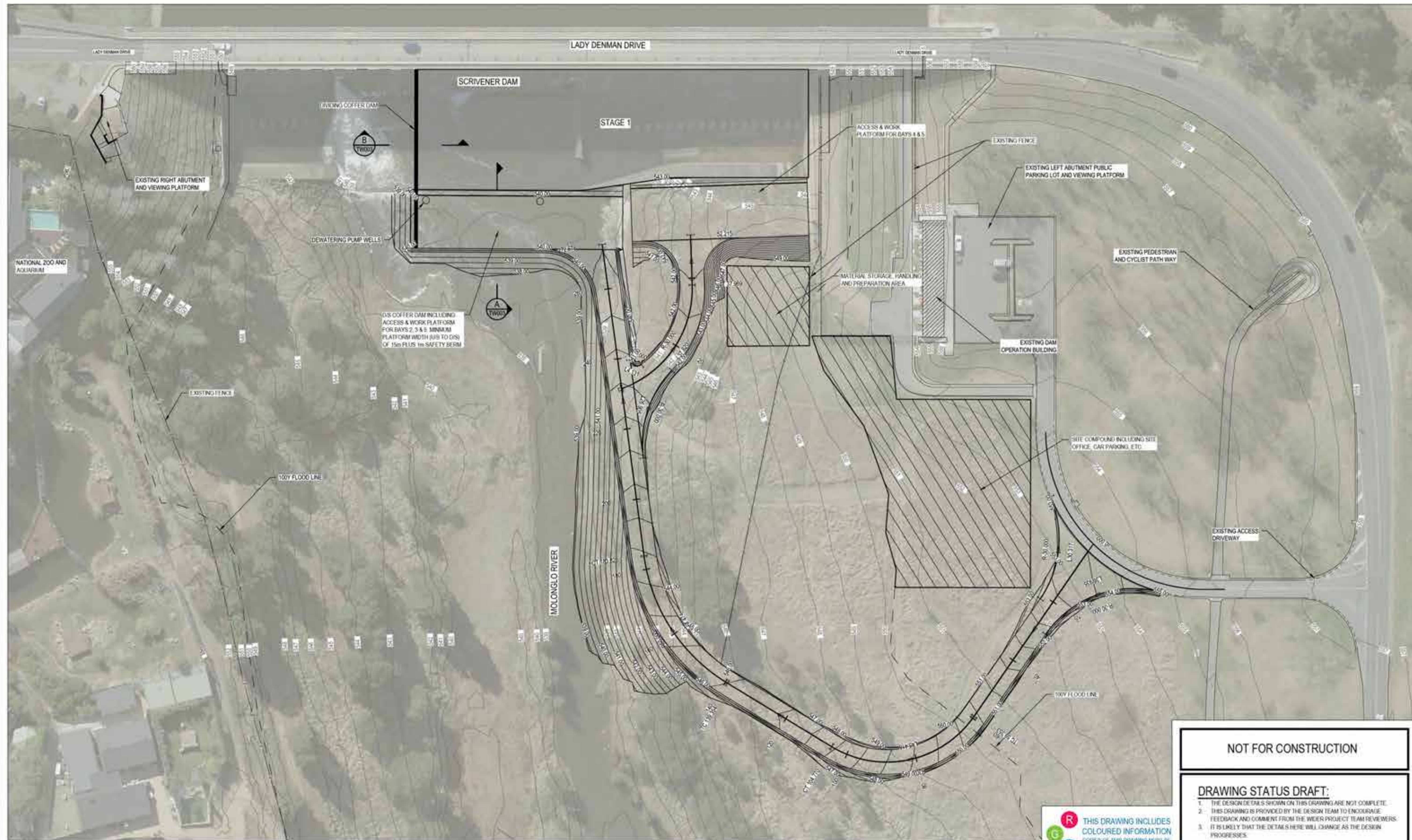
DRAWING STATUS DRAFT:

- 1 THE DESIGN DETAILS SHOWN ON THIS DRAWING ARE NOT COMPLETE.
- 2 THIS DRAWING IS PROVIDED BY THE DESIGN TEAM TO ENCOURAGE FEEDBACK AND COMMENT FROM THE WIDER PROJECT TEAM REVIEWERS. IT IS LIKELY THAT THE DETAILS HERE WILL CHANGE AS THE DESIGN PROGRESSES.
- 3

THIS DRAWING INCLUDES COLOURED INFORMATION
COPIES OF THIS DRAWING MUST BE PRODUCED IN COLOUR

Rev	Description	Checked	Approved	Date
A	PWC SUBMISSION			
Author	E.PAZ	Drafting Check		
Designer	J.GALLIB	Design Check		





CONSTRUCTION TEMPORARY WORKS PLAN

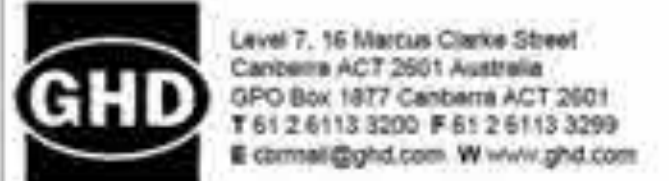

SCALE 1:500

NOT FOR CONSTRUCTION

DRAWING STATUS DRAFT:
 1. THE DESIGN DETAILS SHOWN ON THIS DRAWING ARE NOT COMPLETE.
 2. THIS DRAWING IS PROVIDED BY THE DESIGN TEAM TO ENCOURAGE FEEDBACK AND COMMENT FROM THE WIDER PROJECT TEAM REVIEWERS. IT IS LIKELY THAT THE DETAILS HERE WILL CHANGE AS THE DESIGN PROGRESSES.

R THIS DRAWING INCLUDES
G COLOURED INFORMATION
B COPIES OF THIS DRAWING MUST BE
 PRODUCED IN COLOUR

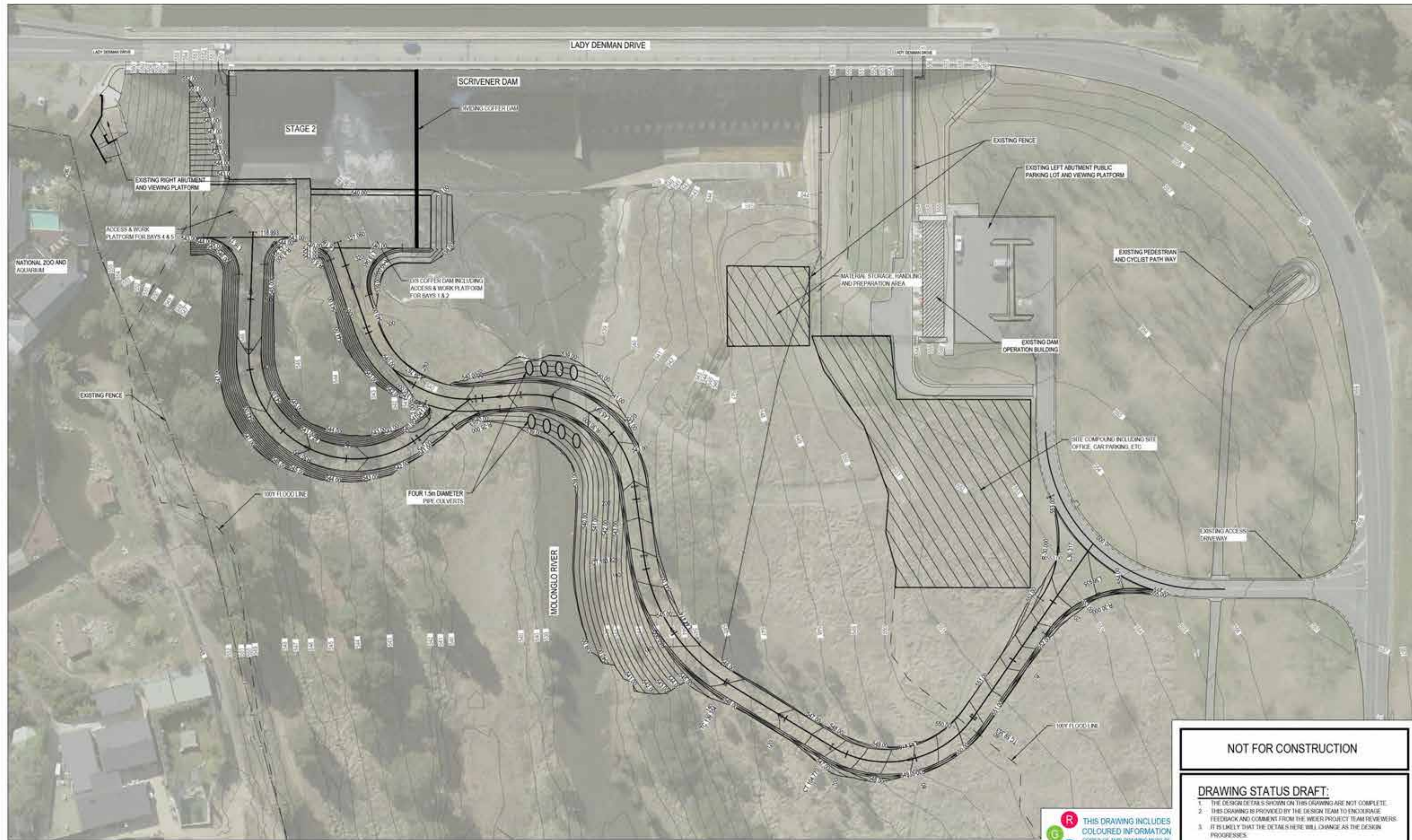
Rev	Description	Checked	Approved	Date
A	PWC SUBMISSION			
Author	L. AQUINO	Drafting Check		
Designer	G. JONES	Design Check		



Client: AUSTRALIAN GOVERNMENT
 NATIONAL CAPITAL AUTHORITY
 Project: SCRIVENER DAM DISSIPATOR
 STRENGTHENING PROJECT
 Project No: 12591211
 Status: PRELIMINARY

Drawing Title: CIVIL
 TEMPORARY CONSTRUCTION
 WORKS
 STAGE 1
 Status Code: S0
 XXXXXX
 12591211-TW001

Size: A1
 Rev: A



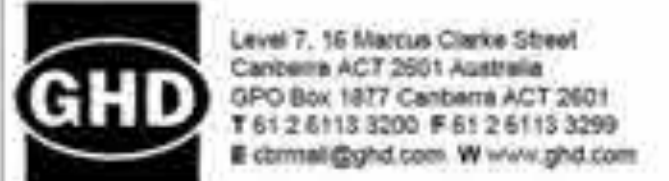

NOT FOR CONSTRUCTION

DRAWING STATUS DRAFT:
 1. THE DESIGN DETAILS SHOWN ON THIS DRAWING ARE NOT COMPLETE.
 2. THIS DRAWING IS PROVIDED BY THE DESIGN TEAM TO ENCOURAGE FEEDBACK AND COMMENT FROM THE WIDER PROJECT TEAM REVIEWERS.
 3. IT IS LIKELY THAT THE DETAILS HERE WILL CHANGE AS THE DESIGN PROGRESSES.

R THIS DRAWING INCLUDES
G COLOURED INFORMATION
B COPIES OF THIS DRAWING MUST BE
 PRODUCED IN COLOUR

CONSTRUCTION TEMPORARY WORKS PLAN
 SCALE 1:500

Rev	Description	Checked	Approved	Date
A	PWC SUBMISSION			
Author	L. AQUINO	Drafting Check		
Designer	G. JONES	Design Check		



Client: AUSTRALIAN GOVERNMENT
 NATIONAL CAPITAL AUTHORITY
 Project: SCRIVENER DAM DISSIPATOR
 STRENGTHENING PROJECT
 Status: PRELIMINARY
 Project No: 12591211

Drawing Title: CIVIL
 TEMPORARY CONSTRUCTION
 WORKS
 STAGE 2
 Status Code: S0
 Drawing No: XXXXXX
 Drawing File: 12591211-TW002

Size: A1
 Rev: A

