








# Redbank Plains State High School

*Learning First... Leading Tomorrow!*

## 2010-13 Student Summary Data

Area	2010	2011	2012	2103
Yr 12 Enrolment	168	192	187	192
OP eligible	55	46	53	47
QCE / QCIA Completion Rate	75%	71%	84%	99.5% 
OP 1 – 15	36%	40%	41.8%	43.48%
% Students awarded Senior Statement & VET Qualification	81%	74.5%	84.5%	89%
% Students who exit with at least one of the following: QCE, SAT, VET Qual, IBD	93%	90.6%	100%	 100% 
No. of students with no QCE & no VET Qual	9	15	0	 0 
% QTAC Offer	78%	84.5%	95%	97%
SATs	49	48	37	54
Work Experience (Days)	650	684	667	1368
Parent Training Course Places provided	N/A	N/A	10	18
Percentage gaining				


*"High Performance is everybody's business!"*

*Llew Paulger - Principal*

<b>Employment with new qualifications</b>				
-------------------------------------------	--	--	--	--

**Vet DATA next page**

### **Vocational Education and Training Outcomes Data**

	<b>VET Cert I</b>	<b>VET Cert II</b>	<b>VET Cert III &amp; IV</b>	<b>Totals</b>
<b>2010</b>	<b>109</b>	<b>76</b>	<b>13</b>	<b>198</b>
<b>2011</b>	<b>167</b>	<b>92</b>	<b>6</b>	<b>265</b>
<b>2012</b>	<b>122</b>	<b>89</b>	<b>24</b>	<b>235</b>
<b>2013</b>	<b>280</b>	<b>171</b>	<b>38</b>	<b>489</b> 

*"High Performance is everybody's business!"*

*Llew Paulger - Principal*