

## IMMIGRATION DETENTION STATISTICS SUMMARY

*Community and Detention Services Division, DIAC - As at 17 July 2009*

As at 17 July 2009, there were 998 people in immigration detention<sup>1</sup>, including 306 in immigration detention on the mainland, 692 in immigration detention on Christmas Island.

Of 306 people in immigration detention on the mainland, 10 were children (aged under 18 years) - 5 were detained in the community under residence determinations<sup>2</sup>, 1 was in alternative temporary detention in the community<sup>3</sup> and 4 were in immigration residential housing.

Of 692 people in immigration detention on Christmas Island, 73 were children (aged under 18 years) - 25 were detained in the community under residence determinations and 48 were in alternative temporary detention in the community.

<sup>1</sup> Immigration detention as set out under ss 189 or 249 of the *Migration Act 1958*.

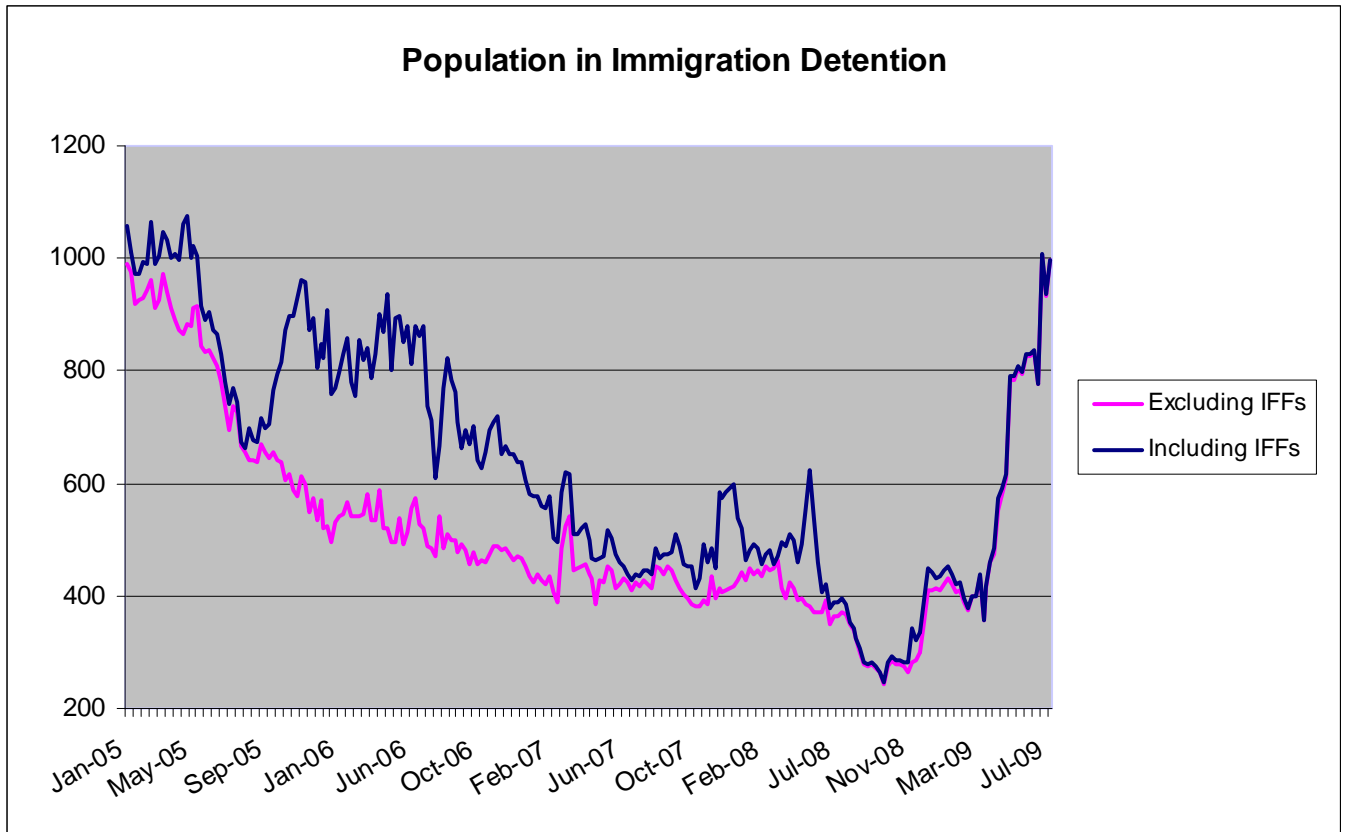
<sup>2</sup> Community Detention does not require the person to be accompanied by a designated person.

<sup>3</sup> Includes detention in the community in private houses / correctional facilities / watch houses / hotels / apartments / foster care / hospitals with a person designated under the Act.

Figure 1

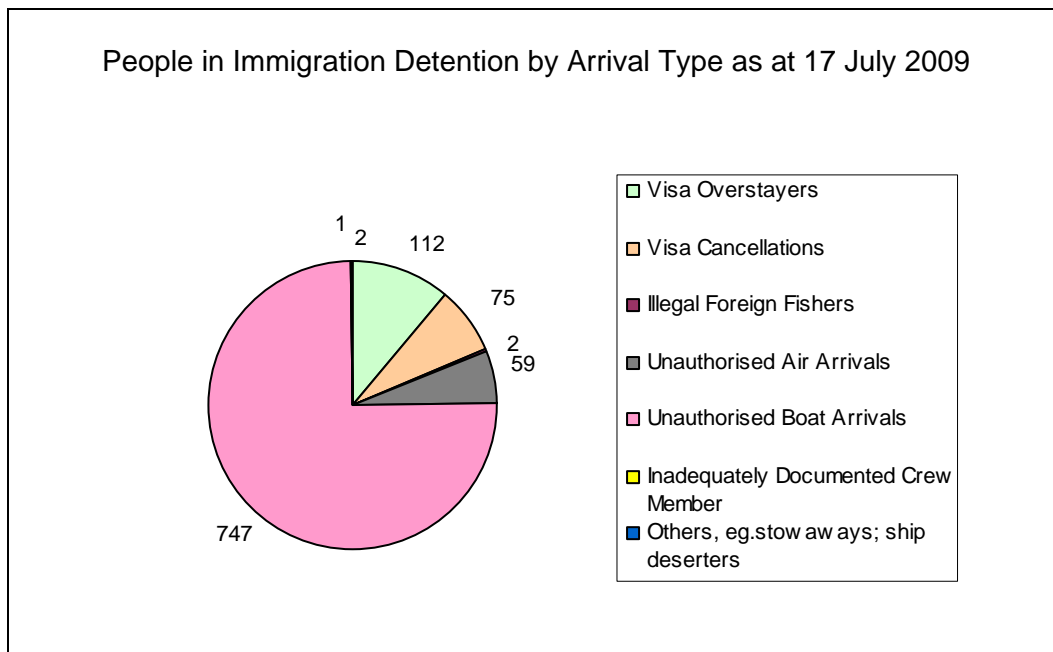
Place of immigration detention (Regular use capacity)	Men	Women	Children	Total	Change from last week
Villawood IDC (358)	143	22		165	+9
Northern IDC (Darwin) (382)	1	0		1	-3
Maribyrnong IDC (70)	21	3		24	0
Perth IDC (27)	13			13	+5
Christmas Island IDC (400)	566			566	+25
<b>Total in IDCs (1237)</b>	<b>744</b>	<b>25</b>	<b>0</b>	<b>769</b>	<b>+36</b>
Sydney Immigration Residential Housing (34)	11	2	1	14	-1
Perth Immigration Residential Housing (11)	15		3	18	0
Brisbane Immigration Transit Accommodation (29)	23		0	23	+1
Melbourne Immigration Transit Accommodation (30)	2		0	2	-1
<b>Total in Immigration Residential Housing and Immigration Transit Accommodation (104)</b>	<b>51</b>	<b>2</b>	<b>4</b>	<b>57</b>	<b>-1</b>
Community Detention (Mainland)	12	4	5	21	0
Community Detention (Christmas Island)	7	4	25	36	+7
Alternative Temporary Detention in the Community (Mainland)	22	1	1	24	+12
Alternative Temporary Detention in the Community (Christmas Island)	22	20	48	90	+5
Restricted on Board Vessels in Port	1			1	+1
<b>Total</b>	<b>859</b>	<b>56</b>	<b>83</b>	<b>998</b>	<b>+60</b>

Figure 2



The following pie chart shows that as at 17 July 2009 there were 187 people (about 19 per cent of the total immigration detention population) who had arrived in Australia lawfully and were then taken into immigration detention for either overstaying their visa or breaching their visa conditions, resulting in a visa cancellation. The number of people in immigration detention who had arrived unlawfully by air or boat as at 17 July 2009 was 806, representing about 81 per cent of the total immigration detention population.

Figure 3



The following pie chart shows that as at 17 July 2009 there were 630 people who had not applied for a protection visa while in immigration detention and were not currently undergoing a non-statutory refugee status assessment (RSA) at an excised offshore place such as Christmas Island. There were 44 people who, having applied for a protection visa after having been taken into immigration detention, were awaiting a decision from the Department on their protection visa application. A further 40 were seeking a merits-based or judicial review of a negative decision on their initial application for a protection visa or on an application remitted for decision by the RRT or the courts. There were 62 people who had their protection visa application refused. There were 222 who were in immigration detention on Christmas Island who were undergoing RSA processing.

Figure 4

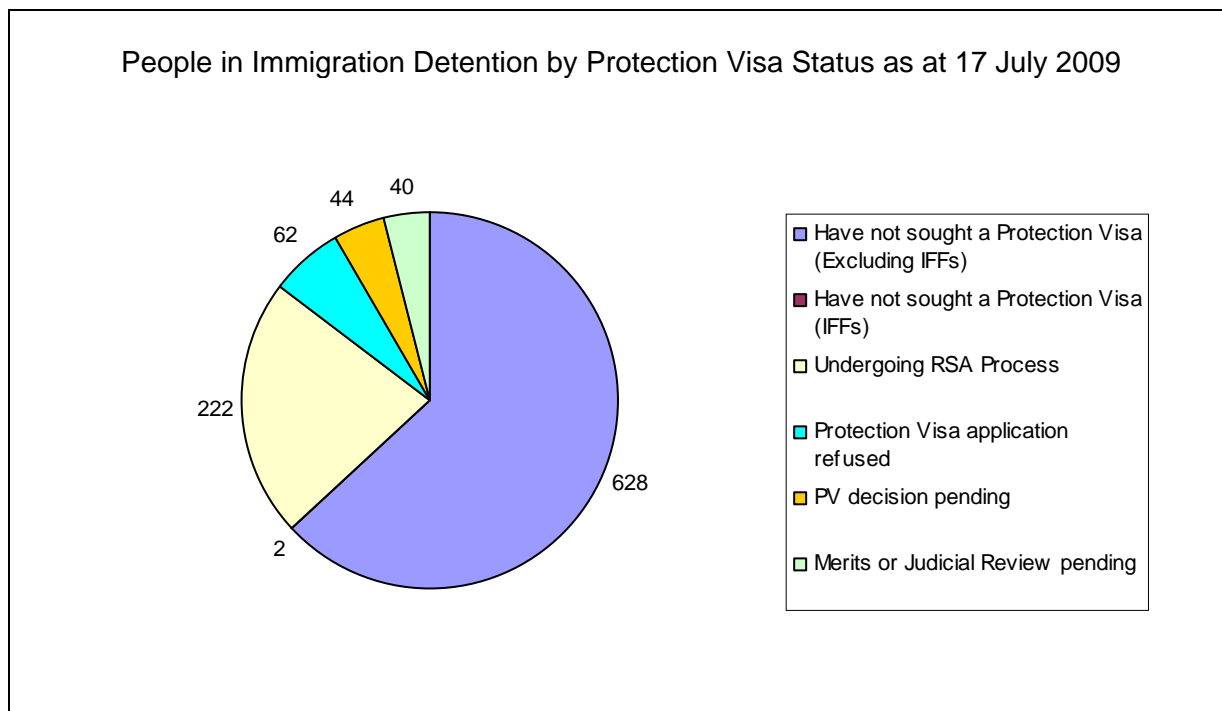


Figure 5

Location of people in immigration detention as at 17 July 2009	
	No. of People as at Midnight Census
<b>Immigration Detention Centres (excluding IFFs)</b>	
Immigration Detention Centres (excluding Christmas Island)	202
Christmas Island Facility	566
<b>Total in Immigration Detention Centres (excluding IFFs)</b>	<b>768</b>
<b>Alternative Detention (excluding IFFs)</b>	
Immigration Residential Housing (excluding Christmas Island)	32
Immigration Residential Housing Christmas Island	0
Immigration Transit Accommodation	25
Alternative Temporary Detention in the Community	113
Restricted on Board Vessels in Ports	1
<b>Total in Alternative Temporary Detention Arrangements</b>	<b>171</b>
<b>Community Detention</b>	
Community Detention (excluding Christmas Island)	21
Community Detention, Christmas Island	36
<b>Total in Community Detention Arrangements</b>	<b>57</b>
<b>Illegal Foreign Fishers (IFFs)</b>	
Immigration Detention Centres (IFFs)	1
Alternative Temporary Detention in the Community (IFFs)	1
<b>Total IFFs</b>	<b>2</b>
<b>TOTAL IN IMMIGRATION DETENTION</b>	<b>998</b>

Figure 6

People in immigration detention by nationality as at 17 July 2009					
Nationalities	Adult		Child (<18 years)		Total
	Male	Female	Male	Female	
Sri Lanka	334	13	12	1	360
Afghanistan	288	1	53	6	348
China, Peoples Republic of	63	19	0	2	84
Iran	16	5	3	2	26
Malaysia	21	4	0	0	25
New Zealand	15	3	0	0	18
Iraq	12	3	0	0	15
Indonesia	13	1	0	1	15
Vietnam	10	0	0	0	10
South Korea	8	1	0	0	9
Other	79	6	2	1	88
<b>Total</b>	<b>859</b>	<b>56</b>	<b>70</b>	<b>13</b>	<b>998</b>

Figure 7

Children in immigration detention as at 17 July 2009	
Type	Total
Immigration Detention Centres	0
Immigration Residential Housing	4
Immigration Transit Accommodation	0
Alternative Temporary Detention in the Community	49
Community Detention	30
<b>Total</b>	<b>83</b>

As at 17 July 2009, there were 83 children (aged under 18 years) in immigration detention. 30 were detained in the community under residence determinations, 49 were in alternative temporary detention in the community, and four were in immigration residential housing.