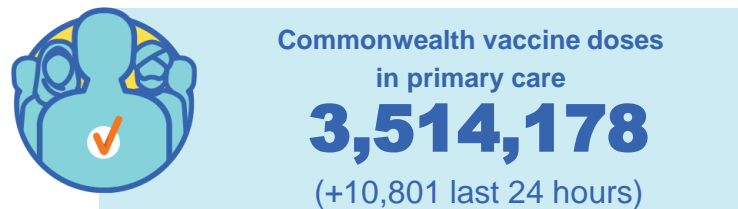
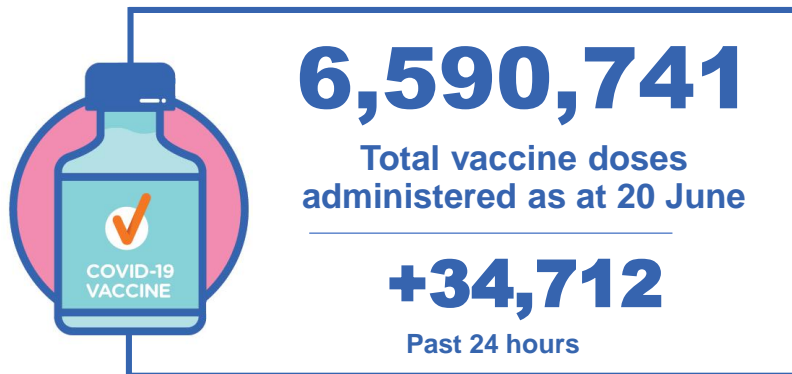


COVID-19 Vaccine Roll-out

21 June 2021

Data as at:
20 Jun 2021

Total vaccine doses



2,662,008 (+23,911 past 24 hours)

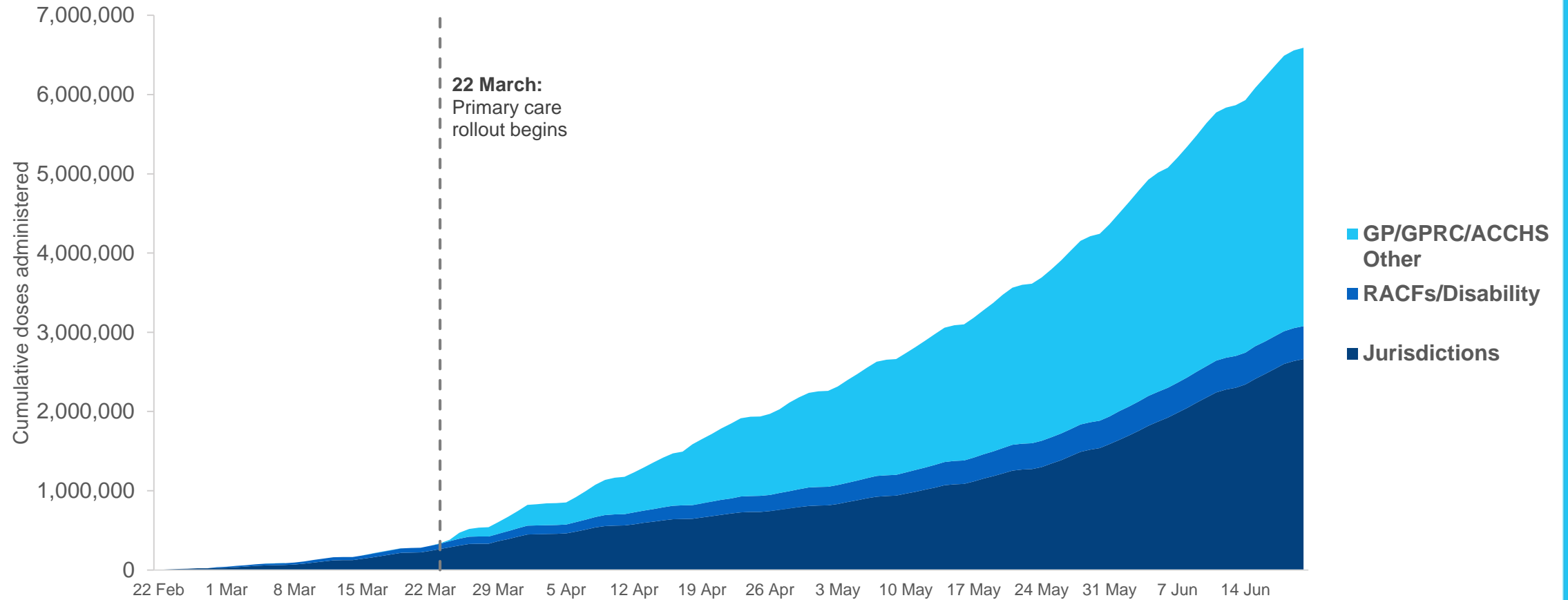
Total vaccine doses administered in State and Territory clinics as at 20 June



Cumulative doses administered by channel

Data as at:
20 Jun 2021

Cumulative doses administered (20 June): **6,590,741**



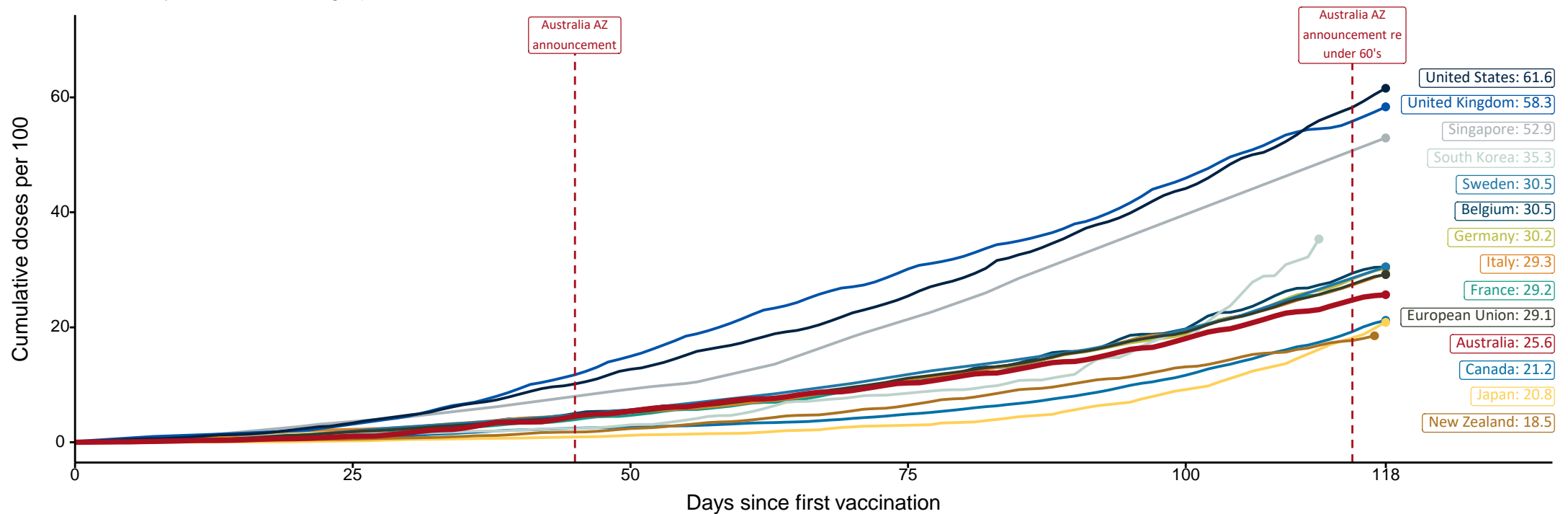
Source: Department of Health
Data as at 20 June

International comparisons at equivalent stages of rollout (Day 118)

Data as at: 20 Jun 2021

Cumulative doses administered (20 Jun): **6,590,741**

The x-axis is truncated at the length of Australia's vaccination program. Countries with intermittent reporting have had their doses per 100 imputed to Australia's current stage of rollout. Israel excluded as it is beyond scale of the graph



Source: Department of Health (Australia), Our World in Data (international)
Latest data: 20 June

Data as at:
20 Jun 2021

Commonwealth aged care doses administered



Aged care and residential
disability doses administered

221,244

First doses

193,311

Second doses

Residential aged care
facilities

2,566

Sites visited for first doses

2,510

Sites visited for second doses



414,555

(+0 last 24 hours)

Total vaccine doses administered in aged
care and disability facilities as at 20 June

Number of doses administered as part of the Commonwealth aged and disability care rollout

NSW
131,733

(+0 last
24 hours)

VIC
110,860

(+0 last
24 hours)

QLD
79,784

(+0 last
24 hours)

WA
36,459

(+0 last
24 hours)

TAS
11,818

(+0 last
24 hours)

SA
34,639

(+0 last
24 hours)

ACT
6,796

(+0 last
24 hours)

NT
2,466

(+0 last
24 hours)

Data as at:
20 Jun 2021

Commonwealth primary care doses administered



Primary Care vaccine administration sites*


4,397	136	21	158	49
GPs	CVCs	CVCs (Pfizer)	ACCCHS	Pharmacy



3,514,178 (+10,801 last 24 hours)

Total vaccine doses administered in primary care settings as at 20 June

Primary Care vaccine administration sites as at week of 14 June



Number of doses administered as part of the Commonwealth primary care rollout

NSW
1,091,325
(+2,007 last 24 hours)

VIC
937,439
(+3,015 last 24 hours)

QLD
728,684
(+2,909 last 24 hours)

WA
335,750
(+1,087 last 24 hours)

TAS
83,449
(+758 last 24 hours)

SA
251,083
(+386 last 24 hours)

ACT
62,653
(+630 last 24 hours)

NT
23,795
(+9 last 24 hours)

Administration and Utilisation

Doses as at Week 17

	Distributed (including coming weeks)	Available (delivered weeks 1-16, until 13 June)	Administered (weeks 1-17, until 20 June)	Available minus Administered	Estimated Dose Utilisation % (see note)
NSW	899,290	822,070	676,080	145,990	92%
VIC	1,280,630	1,134,730	906,845	227,885	90%
QLD	697,690	612,110	434,281	177,829	81%
WA	407,548	370,632	243,127	127,505	76%
SA	315,370	261,970	181,450	80,520	79%
TAS	123,934	114,574	96,781	17,793	94%
NT	83,864	72,762	50,879	21,883	80%
ACT	95,800	88,780	72,565	16,215	92%
Jurisdiction delivered total	3,904,126	3,477,628	2,662,008	815,620	87%
Commonwealth Aged Care & Disability	497,480	459,040	414,555	44,485	N/A
Commonwealth Primary Care	5,933,436	5,211,948	3,514,178	1,697,770	77%
Total	10,335,042	9,148,616	6,590,741	2,557,875	82%

About this data

- Distributed – Total doses delivered to sites. Based on logistics provider data. This figure includes doses allocated for administration in the coming week.
- Available – total doses that could have been administered to date, less doses re-distributed from States & Territories to Primary Care. (i.e. does not include those deliveries recently received, and intended for use in the coming week).
- Administered – Doses administered as at 20 June 2021.
- The dose utilisation is calculated based on the total doses administered and a small % wastage in line with international standards in relation to total available doses.
- Distributed and Available figures have been amended based on Jurisdictional reallocation of doses to Primary Care locations.
- For Aged Care & Disability, the doses available for administration is for the full period (Weeks 1-17).
- Aged Care & Disability utilisation is not provided as the in-reach rollout is demand-based, with vaccines ordered based on resident numbers.