



2016 ECONOMIC IMPACT OF SUPERYACHTS IN AUSTRALIA


**\$AUD 1.965 BILLION**

**OVERALL SUPERYACHT INDUSTRY VALUE IN AUSTRALIA**

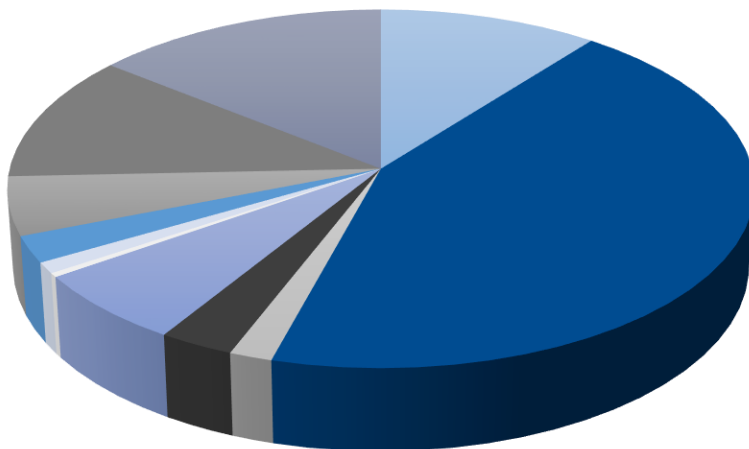


2016 NATIONAL FACTS & FIGURES

	Annual maintenance value	\$575m
	Operational expense (Includes crew wages and berthing)	\$415m
	Direct contribution of SY industry to GDP	\$590m
	Australian marine jobs	14,500
	Total annual wages/salaries	\$1.2b
	Total fleet value of vessels in Australia	\$7.5b



ESTIMATED 2016 DIRECT EXPENDITURES OF SY INDUSTRY IN AUSTRALIA



	New Vessel Construction	\$139.3m
	Maintenance & Repair	\$574.5m
	Berthing Costs	\$22.2m
	Insurance	\$38.7m
	Management & Administration	\$84.7m
	Support Services	\$4.8m
	Fuel and Oils	\$13m
	Survey	\$31.5m
	Provisioning for Guests & Crew	\$69.5m
	Crew Salaries	\$150.4m
	Guest & Crew Spend Locally	\$187.5m



2021 POTENTIAL ECONOMIC IMPACT OF SUPERYACHTS IN AUSTRALIA

**\$AUD 3.34 BILLION**

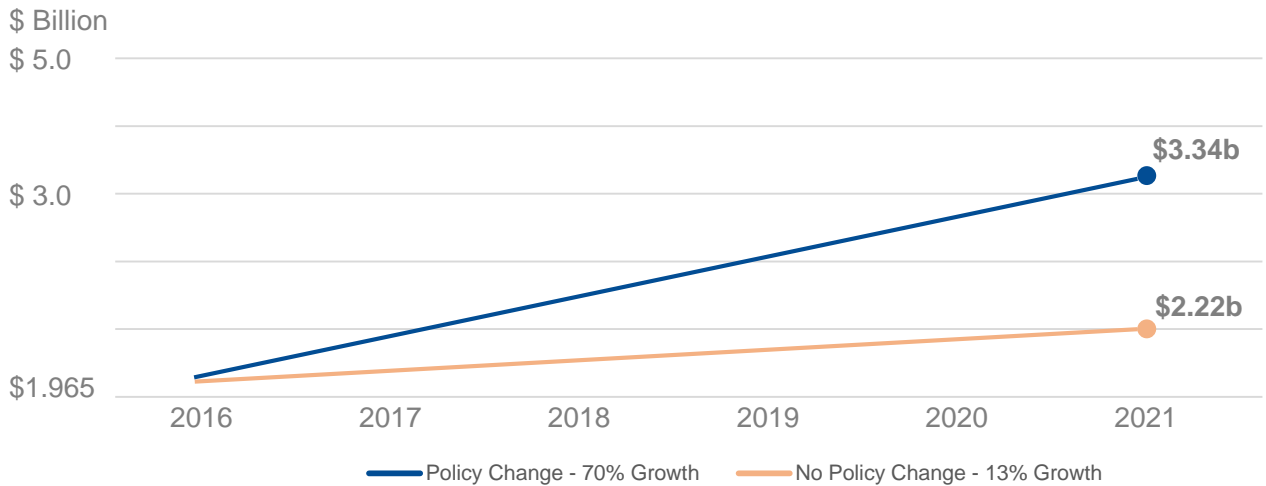
**OVERALL SUPERYACHT INDUSTRY VALUE IN AUSTRALIA**



**2021 POLICY VS NO POLICY - IMPACT ON GROWTH**

What needs to be changed to reach 2021 70% growth potential?

- Foreign vessel import restrictions to charter commercially
- Infrastructure on the Brisbane River
- Cost of crew visas
- Ease customs, border force and AQIS clearance on the Gold Coast
- Advertising restrictions for vessel sales



**2021 POLICY GROWTH IMPACT – REGIONAL EMPLOYMENT & GDP**



	<u>GDP</u>	<u>JOBS</u>
1. Cairns	\$577.7m	4504
2. Sth. East Queensland	\$1,128.4m	7947
3. Sydney	\$827.8m	6037
4. Melbourne	\$173.3.	1453
5. Tasmania, Sth. Australia & Darwin	\$362.5m	2853
6. Perth	\$271.1m	1630

**FOR MORE INFORMATION**

Detailed regional and national statistics and critical restraints and recommendations can be looked up in the study 'Economic Impact of the Australian Superyacht sector on the Australian economy' produced by AEC

A copy is available to all Superyacht Australia members.  
Please contact Emily Simpson via [esimpson@aimex.asn.au](mailto:esimpson@aimex.asn.au) or on 03 9867 6625.

