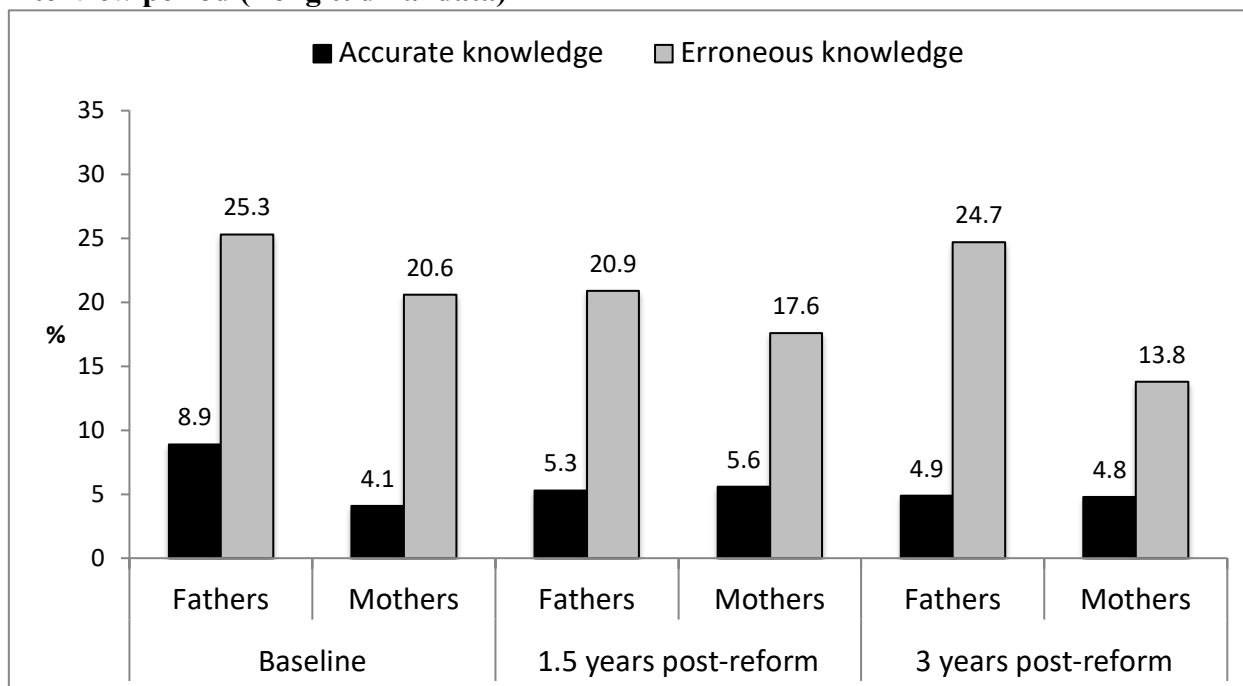


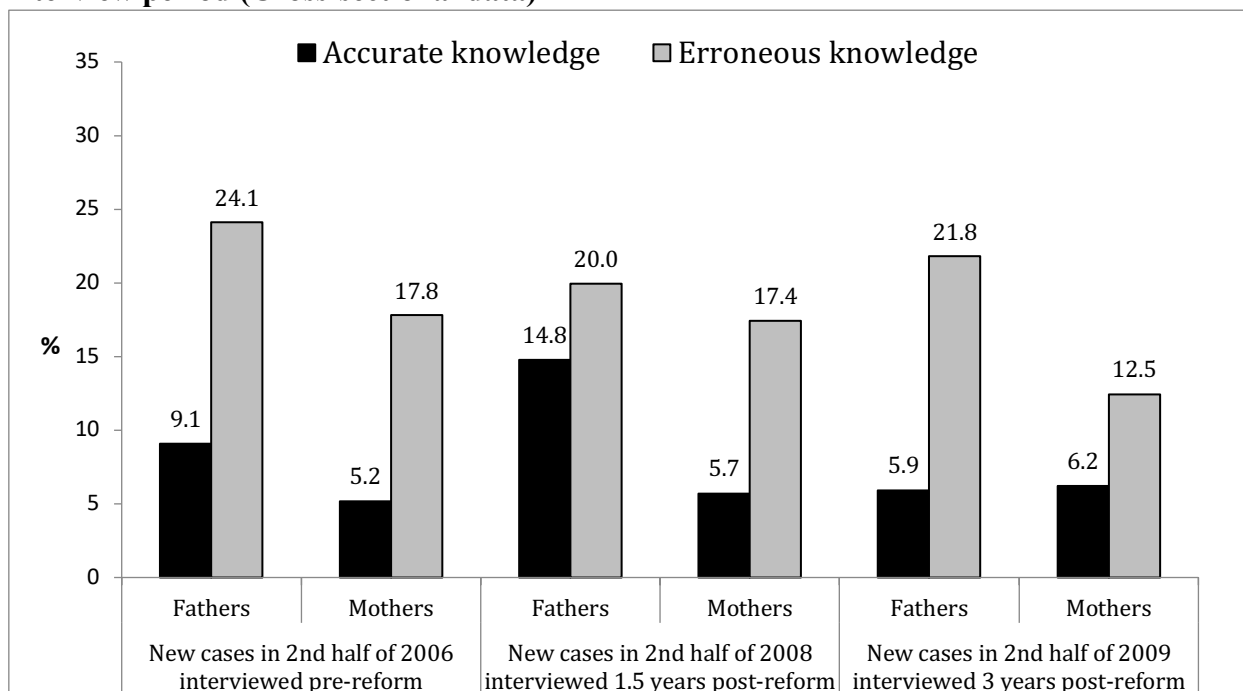
Figure 1a: Policy knowledge – Child support parenting-time questions by sex by interview period (Longitudinal data)



Source: Smyth, B., Rodgers, B., Son, V., Allen, L. & Vnuk, M. (2012) Separated parents’ knowledge of how changes in parenting-time can affect child support payments and Family Tax Benefit splitting in Australia: A pre-/post-reform comparison. *Australian Journal of Family Law*, 26(3), 181–213.

Notes: Balanced panel: N=2,927; 1,256 fathers, 1,671 mothers; % weighted to account for stratification and case attrition.

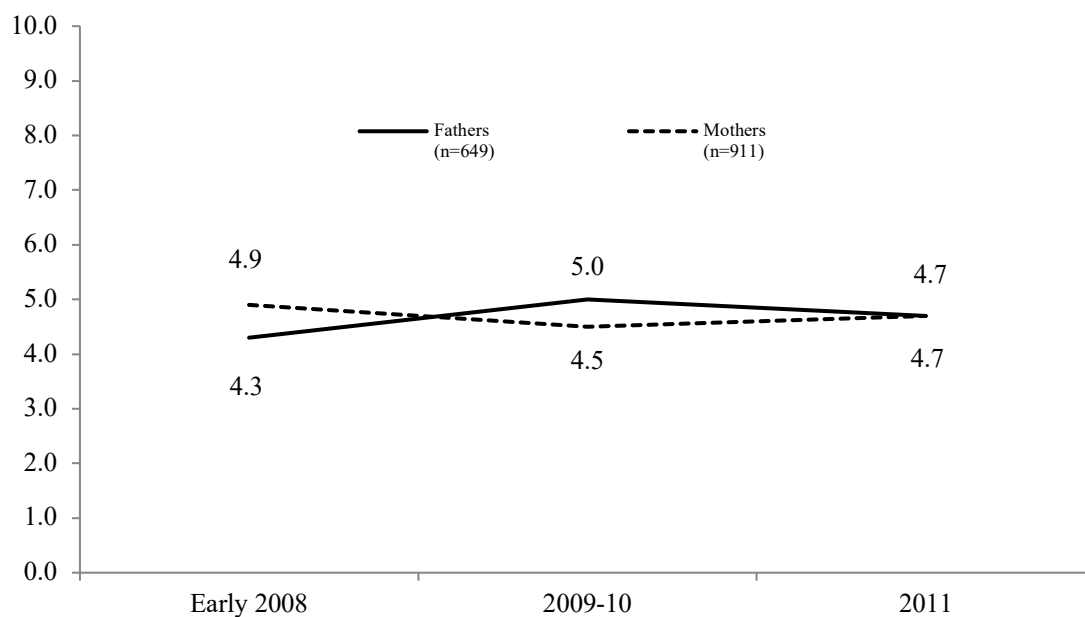
Figure 1b: Policy knowledge: Child support parenting-time questions by sex by interview period (Cross-sectional data)



Source: Smyth, B., Rodgers, B., Son, V., Allen, L. & Vnuk, M. (2012) Separated parents’ knowledge of how changes in parenting-time can affect child support payments and Family Tax Benefit splitting in Australia: A pre-/post-reform comparison. *Australian Journal of Family Law*, 26(3), 181–213.

Notes: “New cases in 2nd half of 2006 interviewed pre-reform” (i.e., Time 0 new cases sample): N=1,002; 447 fathers, 555 mothers; “New cases in 2nd half of 2008 interviewed 1.5 years post-reform” (i.e., Time 1 Supplementary Sample): N = 1,000; 447 fathers, 553 mothers; “New cases in 2nd half of 2009 interviewed 3 years post-reform” (i.e., Time 2 Supplementary Sample): N=1040; 481 fathers, 559 mothers; percentages are weighted to account for stratification and case attrition.

Figure 2. Perceptions of fairness of child support arrangements by sex by year of data collection (Longitudinal data)

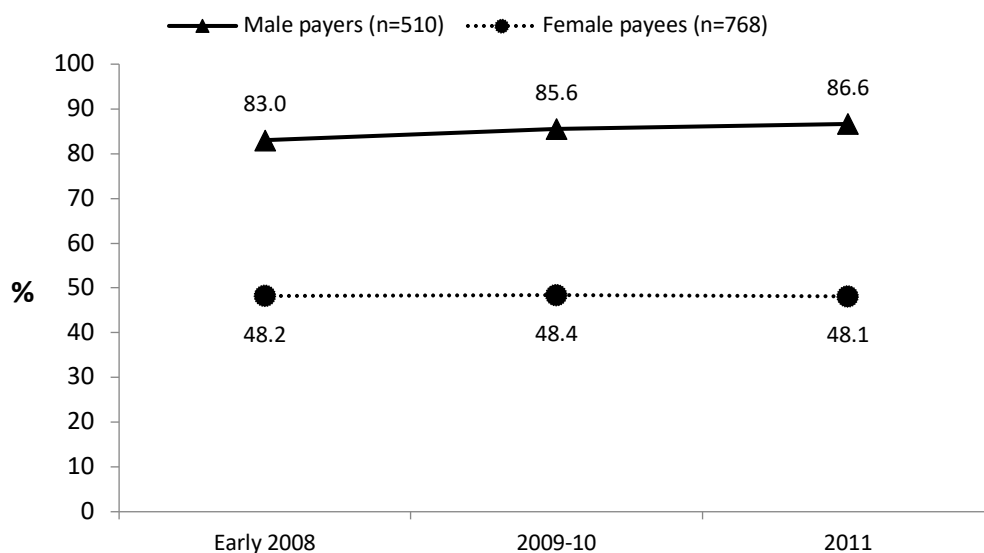


Source: Son, V., Rodgers, B. & Smyth, B. (2014) The impact of child support reform on financial living standards. *Australian Journal of Family Law*, 28(2), 193–232.

Notes: Rating scale: 0-10 ('0' = 'Totally unfair' and '10' = 'Totally fair'); Balanced panel comprising 1,560 parents who separated in the second half of 2006, registered with the Child Support Agency; percentages weighted to account for stratification and case attrition.

APPENDIX A: KEY FINDINGS FROM THE ANU CHILD SUPPORT REFORM STUDY

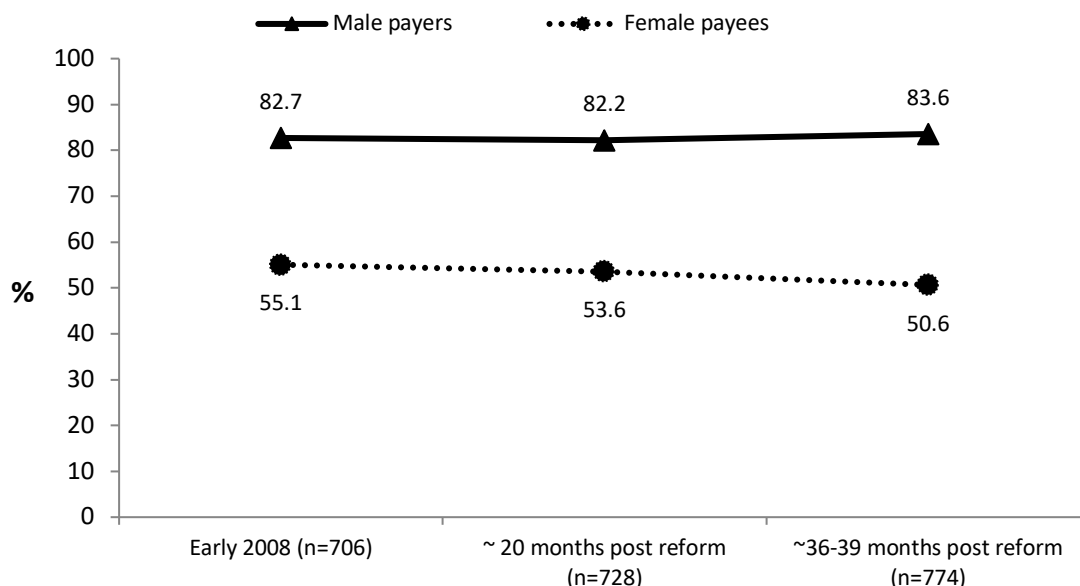
Figure 3a: Child support compliance by sex by payment direction by year of data collection, 2008–2011 (Longitudinal data)



Source: Smyth, B., Vnuk, M., Rodgers, B. & Son, V. (2014) Can child support compliance be improved by the introduction of a ‘fairer’ child support formula and more rigorous enforcement? The recent Australian experience. *Journal of Family Studies*, 20(3), 204–220.

Notes: Balanced panel comprised 1,278 parents who separated in the second half of 2006, registered with the Child Support Agency; percentages weighted to account for stratification and case attrition.

Figure 3b: Child support compliance by sex by payment direction by year of data collection, 2008–2011 (Cross-sequential data)

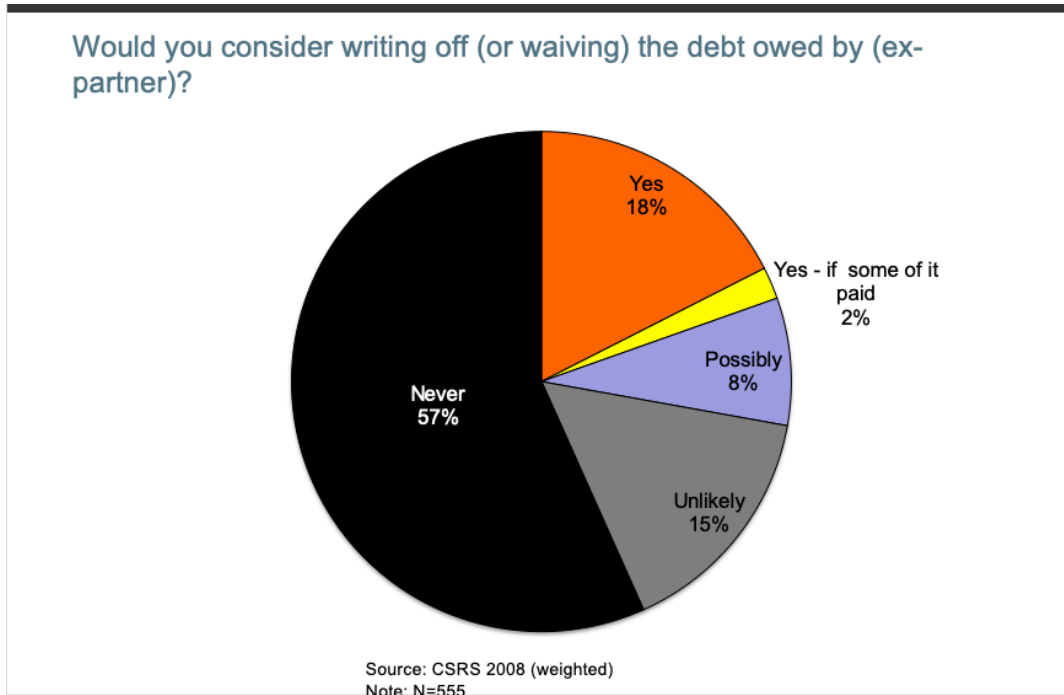


Source: Smyth, B., Vnuk, M., Rodgers, B. & Son, V. (2014) Can child support compliance be improved by the introduction of a ‘fairer’ child support formula and more rigorous enforcement? The recent Australian experience. *Journal of Family Studies*, 20(3), 204–220.

Note: percentages weighted to account for stratification and case attrition.

APPENDIX A: KEY FINDINGS FROM THE ANU CHILD SUPPORT REFORM STUDY

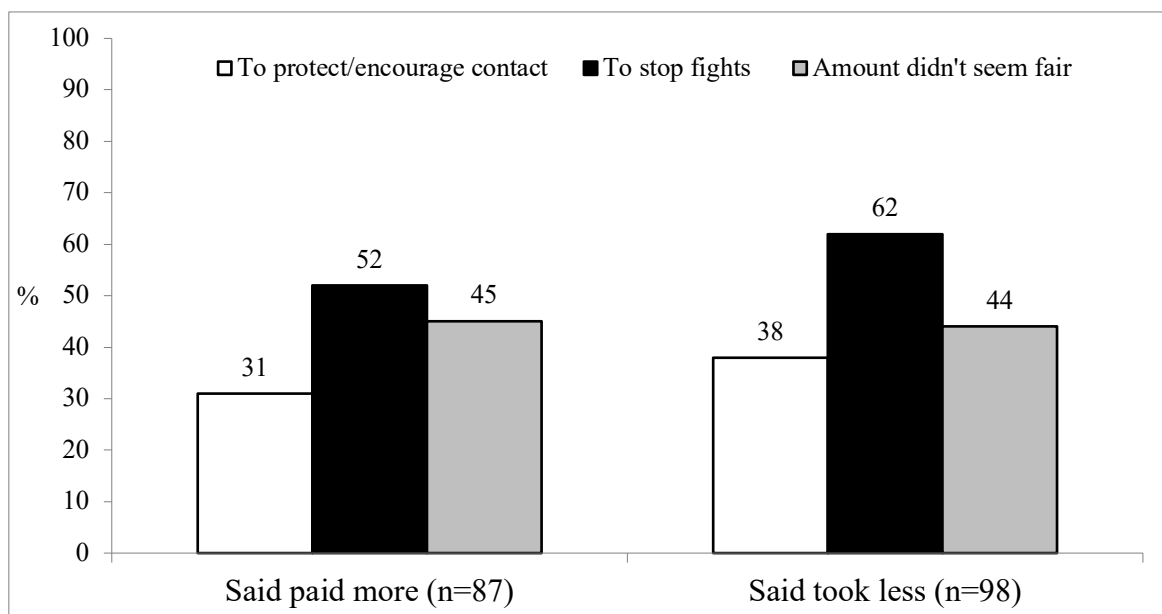
Figure 4. Writing or waiving child support debt (Baseline data, 2008)



Source: ANU Child Support Reform Study (unpublished)

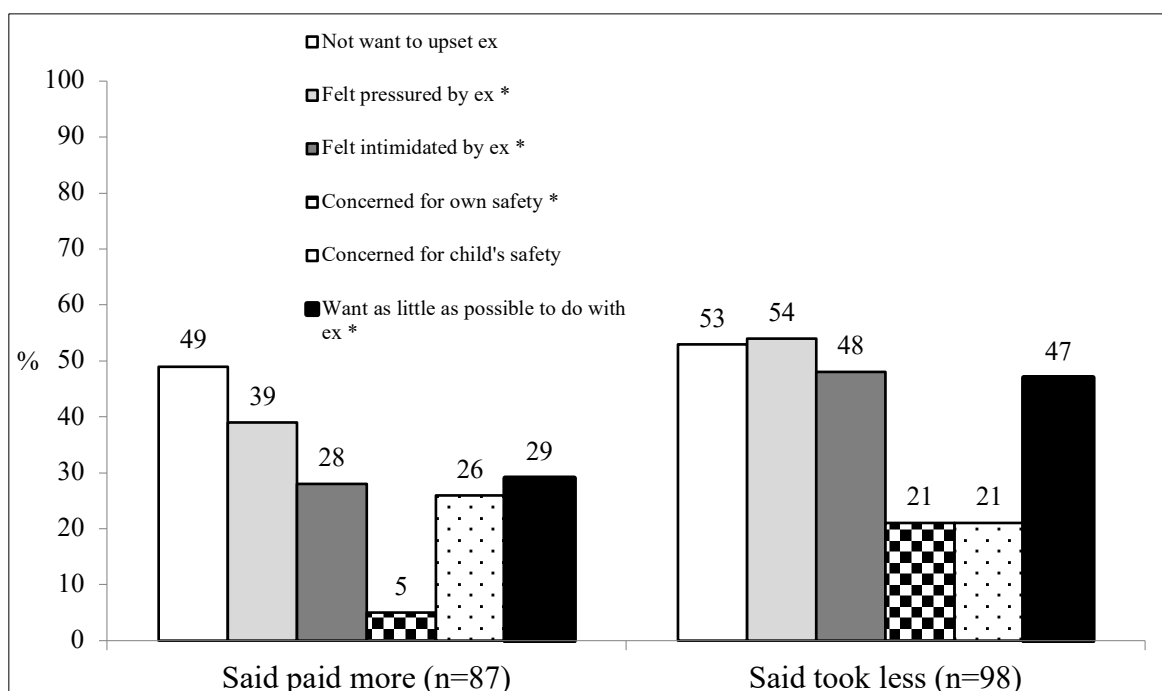
APPENDIX A: KEY FINDINGS FROM THE ANU CHILD SUPPORT REFORM STUDY

Figure 5a. Bargaining over child support – Have you ever agreed to pay more money/take less money to protect /encourage parent–child contact; to stop fights over parenting arrangements; because the amount of child support didn’t seem fair? Male payers who agreed to pay more (n=87) and female payees who agreed to take less (n=98)



Source: Smyth, B., Vnuk, M., & Aleema, P. (2020) Bargaining in the shadow of the child support agency? Cooperative versus coercive private arrangements. *Australian Journal of Family Law*, 33(3) 226–242.

Figure 5b. Bargaining over child support – Was your decision to pay more/take less money affected by following? Male payers who agreed to pay more (n=87) and female payees who agreed to take less (n=98)



Source: Smyth, B., Vnuk, M., & Aleema, P. (2020) Bargaining in the shadow of the child support agency? Cooperative versus coercive private arrangements. *Australian Journal of Family Law*, 33(3) 226–242.