



**Australian Government**  
**Department of Immigration and Citizenship**

File ADF2009/22763  
Ref S 0093 OG

Mr Tony Hassall  
Contract Director  
Serco Immigration Services  
PO Box 121  
Fyshwick ACT 2609

Dear Mr Hassall,

**Demand Predictor**

I am writing to you pursuant to clause 25 of Schedule 5 of the Detention Services Contract and ITA/IRH Contract, to advise DIAC's demand predictions for all sites for March, April and May 2011.

Please see the attached tables to this letter for the prediction details.

My understanding is that under clause 26 of Schedule 5, the minimum fixed fee for these facilities will be the above predictions. On any day the numbers of clients exceeds the above prediction, the fixed fee for the higher band width will apply to those days only. Any additional costs that Serco believe may be incurred as a result of servicing numbers of people in detention in excess of the prediction, will be negotiated upfront before they are incurred.

Yours sincerely

A handwritten signature in blue ink that reads 'Fiona Lynch-Magor'.

Fiona Lynch-Magor  
Contract Administrator  
Services Management Branch

Telephone: 02 6264 2257  
Fax: 02 6264 2000  
Email: Fiona.Lynch-Magor@immi.gov.au

14 February 2011

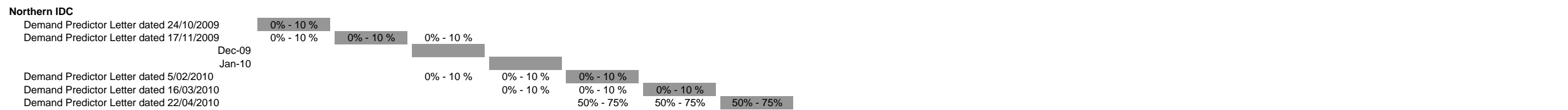
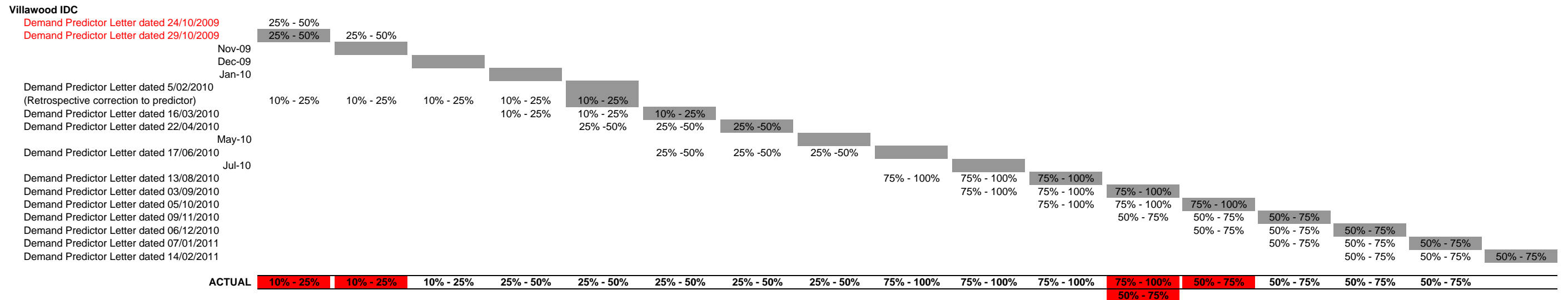
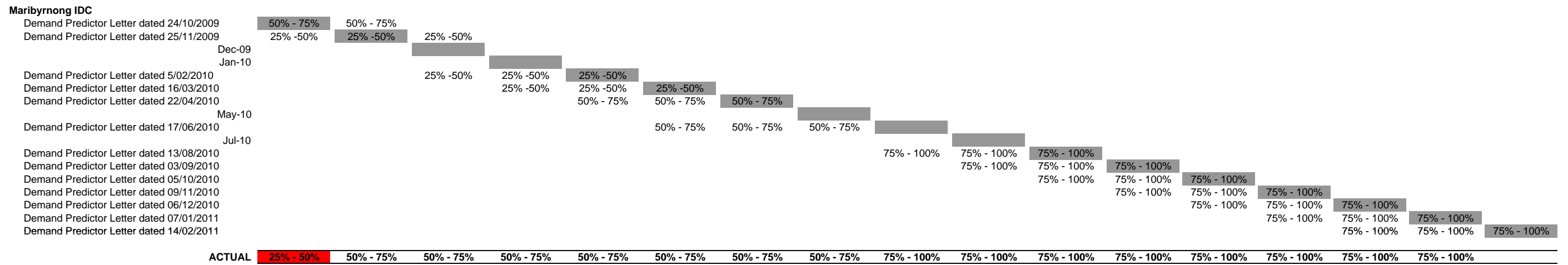
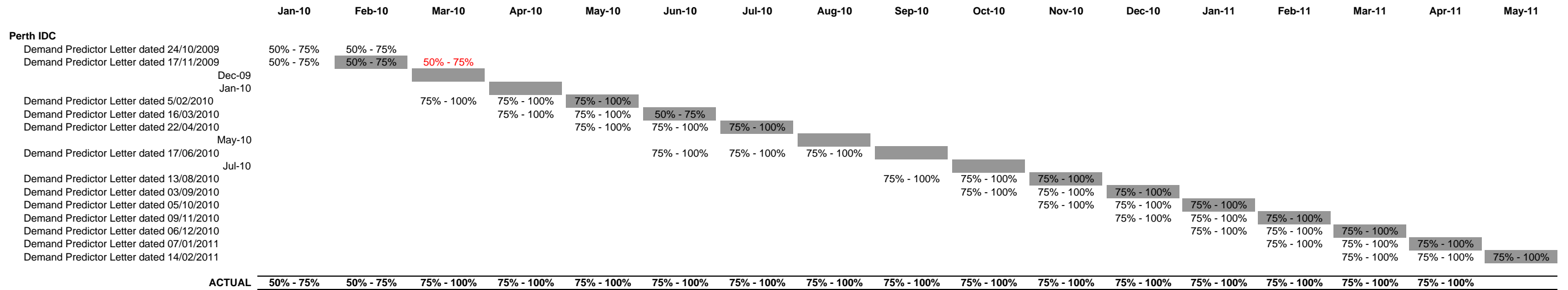
people our business

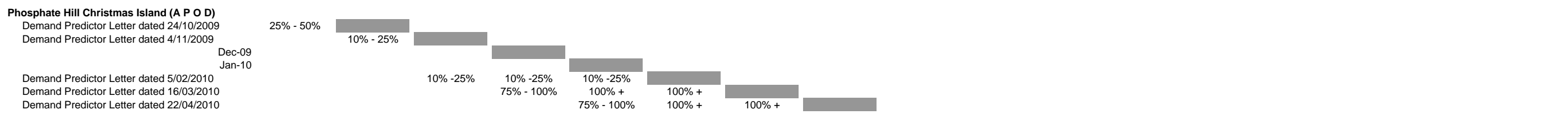
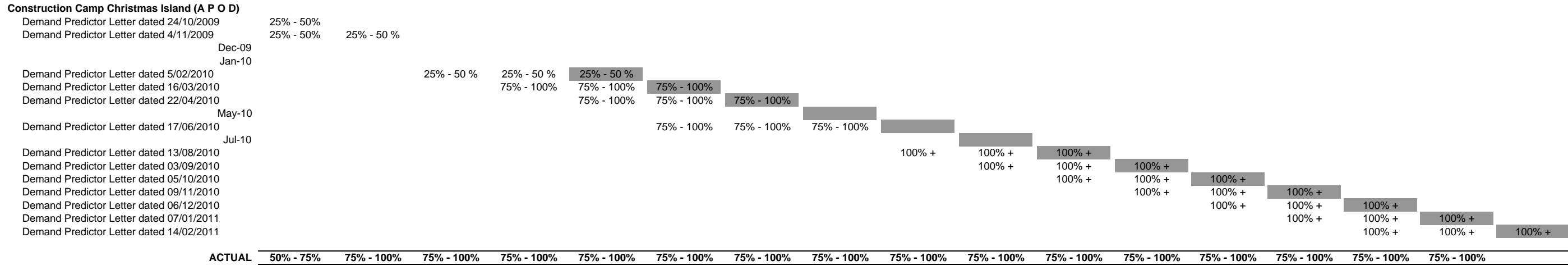
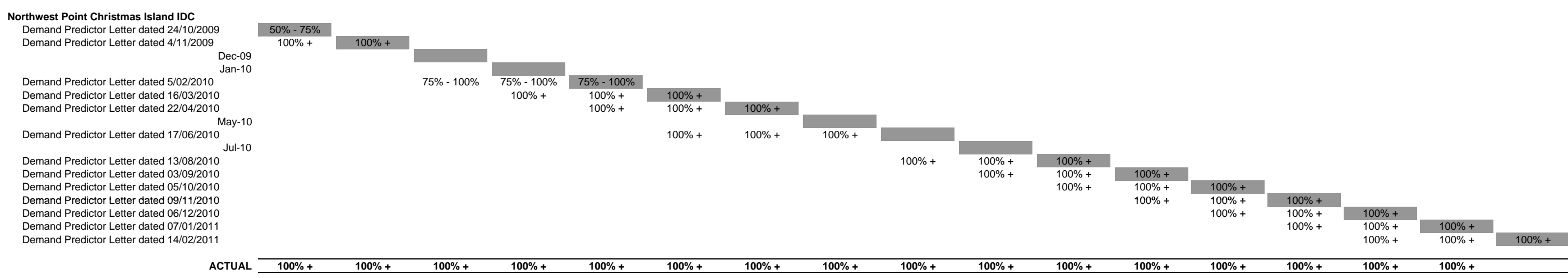
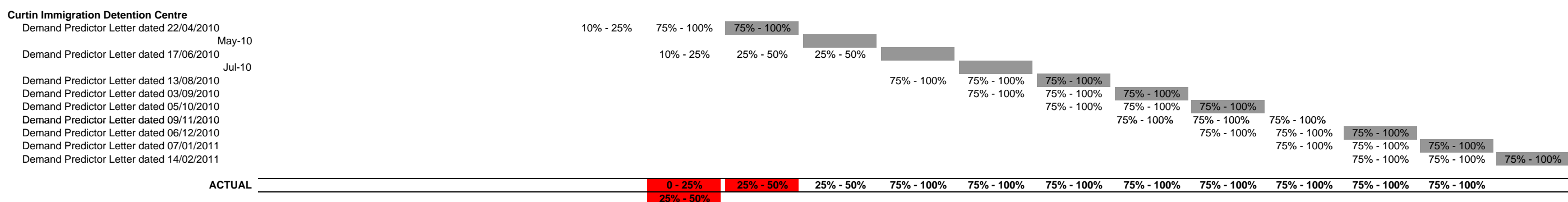
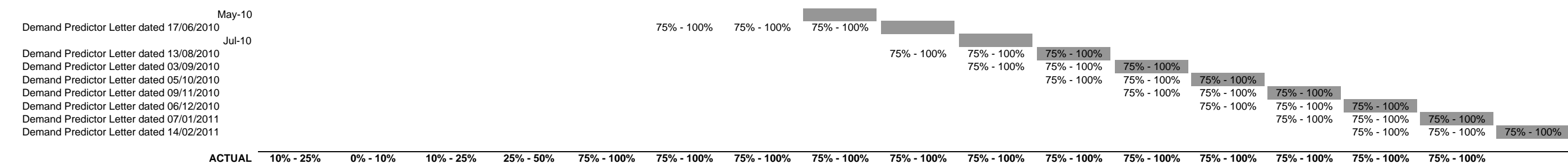
**DEMAND PREDICTOR IDCs, APODs, IRHs and ITAs –FOR THE MONTHS OF:**

<b>Detention Facility</b>	<b>March 2011</b>	<b>April 2011</b>	<b>May 2011</b>
<b>Perth Immigration Detention Centre</b>	75% to 100 % capacity	75% to 100 % capacity	75% to 100 % capacity
<b>Maribyrnong Immigration Detention Centre</b>	75% to 100% capacity	75% to 100% capacity	75% to 100% capacity
<b>Villawood Immigration Detention Centre</b>	50% to 75% capacity	50% to 75% capacity	50% to 75% capacity
<b>Northern Immigration Detention Centre</b>	75% to 100 % capacity	75% to 100 % capacity	75% to 100 % capacity
<b>Curtin Immigration Detention Centre</b>	75% to 100% capacity	75% to 100% capacity	75% to 100% capacity
<b>Christmas Island Immigration Detention Centre</b>	Over 100% capacity	Over 100% capacity	Over 100% capacity
<b>Christmas Island Workers Camp (Alternative Place of Detention)</b>	Over 100% capacity	Over 100% capacity	Over 100% capacity
<b>Christmas Island Phosphate Hill facility (Alternative Place of Detention)</b>	Over 100% capacity	Over 100% capacity	Over 100% capacity

Detention Facility	March 2011	April 2011	May 2011
Scherger Immigration Detention centre	75% to 100% capacity	75% to 100% capacity	75% to 100% capacity
Sydney Immigration Residential Housing	75% to 100% capacity	75% to 100% capacity	75% to 100% capacity
Perth Immigration Residential Housing	75% to 100% capacity	75% to 100% capacity	75% to 100% capacity
Brisbane Immigration Transit Accommodation	Over 100% capacity	75% to 100% capacity	75% to 100% capacity
Melbourne Immigration Transit Accommodation	75% to 100% capacity	75% to 100% capacity	75% to 100% capacity

<b>Detention Facility</b>	<b>March 2011</b>	<b>April 2011</b>	<b>May 2011</b>
<b>Adelaide Immigration Transit Accommodation</b>	0% to 50% capacity	0% to 50% capacity	0% to 50% capacity
<b>Port Augusta Immigration Residential Housing</b>	50% to 100% capacity	50% to 100% capacity	50% to 100% capacity
<b>Leonora Lodge (Alternative Place of Detention)</b>	75% to 100% capacity	75% to 100% capacity	75% to 100% capacity
<b>Darwin Airport Lodge (Alternative Place of Detention)</b>	75% to 100% capacity	75% to 100% capacity	75% to 100% capacity
<b>Asti (Alternative Place of Detention)</b>	75% to 100% capacity	75% to 100% capacity	75% to 100% capacity
<b>Virginia Palms (Alternative Place of Detention)</b>	75% to 100% capacity	75% to 100% capacity	75% to 100% capacity
<b>Inverbrackie (Alternative Place of Detention)</b>	75% to 100% capacity	75% to 100% capacity	75% to 100% capacity







Demand Predictor Letter dated 13/08/2010  
 Demand Predictor Letter dated 03/09/2010  
 Demand Predictor Letter dated 05/10/2010  
 Demand Predictor Letter dated 09/11/2010  
 Demand Predictor Letter dated 06/12/2010  
 Demand Predictor Letter dated 07/01/2011  
 Demand Predictor Letter dated 14/02/2011

								75% - 100%	75% - 100%	75% - 100%	75% - 100%	75% - 100%	75% - 100%	75% - 100%	75% - 100%	75% - 100%	75% - 100%	75% - 100%	75% - 100%
<b>ACTUAL</b>	<b>50% - 100%</b>	<b>100% +</b>	<b>100% +</b>	<b>100% +</b>	<b>100% +</b>	<b>100% +</b>	<b>100% +</b>	<b>50% - 100%</b>	<b>100% +</b>	<b>77% - 100%</b>	<b>28% - 34%</b>	<b>63% - 100%</b>	<b>63% - 100%</b>	<b>63% - 100%</b>	<b>63% - 100%</b>	<b>63% - 100%</b>	<b>63% - 100%</b>	<b>63% - 100%</b>	<b>63% - 100%</b>
								<b>100% +</b>			<b>63% - 100%</b>								

**Adelaide -Alternative Place of Detention-**

Demand Predictor Letter dated 5/02/2010  
 Demand Predictor Letter dated 16/03/2010  
 Demand Predictor Letter dated 22/04/2010  
 May-10  
 Demand Predictor Letter dated 17/06/2010  
 Jul-10  
 Demand Predictor Letter dated 13/08/2010  
 Demand Predictor Letter dated 03/09/2010  
 Demand Predictor Letter dated 05/10/2010  
 Demand Predictor Letter dated 09/11/2010  
 Demand Predictor Letter dated 06/12/2010  
 Demand Predictor Letter dated 07/01/2011  
 Demand Predictor Letter dated 14/02/2011

	0% - 50%	0% - 50%	0% - 50%	0% - 50%	0% - 50%	0% - 50%	0% - 50%	0% - 50%	0% - 50%	0% - 50%	0% - 50%	0% - 50%	0% - 50%	0% - 50%	0% - 50%	0% - 50%	0% - 50%	0% - 50%	0% - 50%	0% - 50%
<b>ACTUAL</b>	<b>0% - 50%</b>	<b>0% - 50%</b>	<b>0% - 50%</b>	<b>0% - 50%</b>	<b>0% - 50%</b>	<b>0% - 50%</b>	<b>0% - 50%</b>	<b>0% - 50%</b>	<b>0% - 50%</b>	<b>0% - 50%</b>	<b>0% - 50%</b>	<b>0% - 50%</b>	<b>0% - 50%</b>	<b>0% - 50%</b>	<b>0% - 50%</b>	<b>0% - 50%</b>	<b>0% - 50%</b>	<b>0% - 50%</b>	<b>0% - 50%</b>	<b>0% - 50%</b>
					<b>50% - 100%</b>	<b>50% - 100%</b>	<b>50% - 100%</b>				<b>50% - 100%</b>		<b>50% - 100%</b>	<b>50% - 100%</b>						

**Adelaide Immigration Transit Accommodation**

Demand Predictor Letter dated 09/11/2010  
 Demand Predictor Letter dated 06/12/2010  
 Demand Predictor Letter dated 07/01/2011  
 Demand Predictor Letter dated 14/02/2011

											0% - 50%	0% - 50%	0% - 50%	0% - 50%	0% - 50%	0% - 50%	0% - 50%	0% - 50%	0% - 50%	0% - 50%
<b>ACTUAL</b>											<b>0% - 50%</b>	<b>0% - 50%</b>	<b>0% - 50%</b>	<b>0% - 50%</b>	<b>0% - 50%</b>	<b>0% - 50%</b>	<b>0% - 50%</b>	<b>0% - 50%</b>	<b>0% - 50%</b>	<b>0% - 50%</b>
											<b>50% - 100%</b>	<b>50% - 100%</b>	<b>50% - 100%</b>	<b>50% - 100%</b>	<b>50% - 100%</b>	<b>50% - 100%</b>	<b>50% - 100%</b>	<b>50% - 100%</b>	<b>50% - 100%</b>	<b>50% - 100%</b>

**Port Augusta Immigration Residential Housing**

Demand Predictor Letter dated 22/04/2010  
 May-10  
 Demand Predictor Letter dated 17/06/2010  
 Jul-10  
 Demand Predictor Letter dated 13/08/2010  
 Demand Predictor Letter dated 03/09/2010  
 Demand Predictor Letter dated 05/10/2010  
 Demand Predictor Letter dated 09/11/2010  
 Demand Predictor Letter dated 06/12/2010  
 Demand Predictor Letter dated 07/01/2011  
 Demand Predictor Letter dated 14/02/2011

			50% - 100%	50% - 100%	50% - 100%	50% - 100%	50% - 100%	50% - 100%	50% - 100%	50% - 100%	50% - 100%	50% - 100%	50% - 100%	50% - 100%	50% - 100%	50% - 100%	50% - 100%	50% - 100%	50% - 100%	50% - 100%
<b>ACTUAL</b>			<b>50% - 100%</b>	<b>50% - 100%</b>	<b>50% - 100%</b>	<b>50% - 100%</b>	<b>50% - 100%</b>	<b>50% - 100%</b>	<b>50% - 100%</b>	<b>50% - 100%</b>	<b>50% - 100%</b>	<b>50% - 100%</b>	<b>50% - 100%</b>	<b>50% - 100%</b>	<b>50% - 100%</b>	<b>50% - 100%</b>	<b>50% - 100%</b>	<b>50% - 100%</b>	<b>50% - 100%</b>	<b>50% - 100%</b>

**Leonora Lodge Alternative Place of Detention**

Demand Predictor Letter dated 17/06/2010  
 Jul-10  
 Demand Predictor Letter dated 13/08/2010  
 Demand Predictor Letter dated 03/09/2010  
 Demand Predictor Letter dated 05/10/2010  
 Demand Predictor Letter dated 09/11/2010  
 Demand Predictor Letter dated 06/12/2010  
 Demand Predictor Letter dated 07/01/2011  
 Demand Predictor Letter dated 14/02/2011

			50% - 100%	50% - 100%	50% - 100%	75% - 100%	50% - 100%	50% - 100%	50% - 100%	50% - 100%	50% - 100%	50% - 100%	50% - 100%	50% - 100%	50% - 100%	50% - 100%	50% - 100%	50% - 100%	50% - 100%	50% - 100%	50% - 100%
<b>ACTUAL</b>						<b>34% - 67%</b>	<b>34% - 67%</b>	<b>67% - 100%</b>	<b>67% - 100%</b>	<b>67% - 100%</b>	<b>67% - 100%</b>	<b>67% - 100%</b>	<b>67% - 100%</b>	<b>67% - 100%</b>	<b>67% - 100%</b>	<b>34% - 67%</b>	<b>67% - 100%</b>	<b>67% - 100%</b>	<b>67% - 100%</b>	<b>67% - 100%</b>	<b>67% - 100%</b>
																<b>34% - 67%</b>	<b>67% - 100%</b>	<b>67% - 100%</b>	<b>67% - 100%</b>	<b>67% - 100%</b>	

**Darwin Airport Lodge (A P O D)**

Demand Predictor Letter dated 13/08/2010  
 Demand Predictor Letter dated 03/09/2010  
 Demand Predictor Letter dated 05/10/2010  
 Demand Predictor Letter dated 09/11/2010  
 Demand Predictor Letter dated 06/12/2010  
 Demand Predictor Letter dated 07/01/2011  
 Demand Predictor Letter dated 14/02/2011

						75% - 100%	75% - 100%	75% - 100%	75% - 100%	75% - 100%	75% - 100%	75% - 100%	75% - 100%	75% - 100%	75% - 100%	75% - 100%	75% - 100%	75% - 100%	75% - 100%	75% - 100%	75% - 100%
<b>ACTUAL</b>						<b>0% - 33%</b>	<b>34% - 67%</b>	<b>67% - 100%</b>	<b>75% - 100%</b>	<b>75% - 100%</b>	<b>75% - 100%</b>	<b>75% - 100%</b>	<b>75% - 100%</b>	<b>75% - 100%</b>	<b>75% - 100%</b>	<b>75% - 100%</b>	<b>75% - 100%</b>	<b>75% - 100%</b>	<b>75% - 100%</b>	<b>75% - 100%</b>	<b>75% - 100%</b>
						<b>34% - 67%</b>															



**Asti Alternative Place of Detention**

Demand Predictor Letter dated 13/08/2010  
 Demand Predictor Letter dated 03/09/2010  
 Demand Predictor Letter dated 05/10/2010  
 Demand Predictor Letter dated 09/11/2010  
 Demand Predictor Letter dated 06/12/2010  
 Demand Predictor Letter dated 07/01/2011  
 Demand Predictor Letter dated 14/02/2011

75% - 100%    75% - 100%    75% - 100%    75% - 100%    75% - 100%    75% - 100%    75% - 100%    75% - 100%    75% - 100%    75% - 100%    75% - 100%    75% - 100%    75% - 100%

**ACTUAL**    34% - 67%    34% - 67%    34% - 67%    67% - 100%    67% - 100%    67% - 100%    67% - 100%    67% - 100%    67% - 100%    67% - 100%    67% - 100%    67% - 100%

**Virginia Palms Alternative Place of Detention**

Demand Predictor Letter dated 13/08/2010  
 Demand Predictor Letter dated 03/09/2010  
 Demand Predictor Letter dated 05/10/2010  
 Demand Predictor Letter dated 09/11/2010  
 Demand Predictor Letter dated 06/12/2010  
 Demand Predictor Letter dated 07/01/2011  
 Demand Predictor Letter dated 14/02/2011

75% - 100%    75% - 100%    75% - 100%    75% - 100%    75% - 100%    75% - 100%    75% - 100%    75% - 100%    75% - 100%    75% - 100%    75% - 100%    75% - 100%    75% - 100%

**ACTUAL**    34% - 67%    34% - 67%    67% - 100%    67% - 100%    67% - 100%    67% - 100%    67% - 100%    67% - 100%    34% - 67%    67% - 100%    67% - 100%

**Inverbrackie Alternative Place of Detention**

Demand Predictor Letter dated 06/12/2010  
 (No information received on this site)  
 Demand Predictor Letter dated 07/01/2011  
 Demand Predictor Letter dated 14/02/2011

N/A    N/A    N/A    75% - 100%    75% - 100%    75% - 100%    75% - 100%

**ACTUAL**    75% - 100%    75% - 100%



**Australian Government**  
**Department of Immigration and Citizenship**

File ADF2009/22763  
Ref S 0093 OG

Mr Tony Hassall  
Contract Director  
Serco Immigration Services  
PO Box 121  
Fyshwick ACT 2609

Dear Mr Hassall,

Tony

**Demand Predictor**

I am writing to you pursuant to clause 25 of Schedule 5 of the Detention Services Contract and ITA/IRH Contract, to advise DIAC's demand predictions for all sites for January, February and March 2011.

Please see the attached tables to this letter for the prediction details.

My understanding is that under clause 26 of Schedule 5, the minimum fixed fee for these facilities will be the above predictions. On any day the numbers of clients exceeds the above prediction, the fixed fee for the higher band width will apply to those days only. Any additional costs that Serco believe may be incurred as a result of servicing numbers of people in detention in excess of the prediction, will be negotiated upfront before they are incurred.

Yours sincerely

Fiona Lynch-Magor

Fiona Lynch-Magor  
Contract Administrator  
Services Management Branch

Telephone: 02 6264 2257  
Fax: 02 6264 2000  
Email: Fiona.Lynch-Magor@immi.gov.au

6 December 2010

people our business

**DEMAND PREDICTOR IDCs, APODs, IRHs and ITAs –FOR THE MONTHS OF:**

	<b>January 2011</b>	<b>February 2011</b>	<b>March 2011</b>
✓ <b>Perth Immigration Detention Centre</b>	75% to 100 % capacity	75% to 100 % capacity	75% to 100 % capacity
✓ <b>Maribyrnong Immigration Detention Centre</b>	75% to 100% capacity	75% to 100% capacity	75% to 100% capacity
✓ <b>Villawood Immigration Detention Centre</b>	50% to 75% capacity	50% to 75% capacity	50% to 75% capacity
✓ <b>Northern Immigration Detention Centre</b>	75% to 100 % capacity	75% to 100 % capacity	75% to 100 % capacity
✓ <b>Curtin Immigration Detention Centre</b>	75% to 100% capacity	75% to 100% capacity	75% to 100% capacity

	<b>January 2011</b>	<b>February 2011</b>	<b>March 2011</b>
✓ <b>Port Augusta Immigration Residential Housing</b>	75% to 100% capacity	75% to 100% capacity	75% to 100% capacity
✓ <b>Leonora Lodge (Alternative Place of Detention)</b>	75% to 100% capacity	75% to 100% capacity	75% to 100% capacity
✓ <b>Darwin Airport Lodge (Alternative Place of Detention)</b>	75% to 100% capacity	75% to 100% capacity	75% to 100% capacity
✓ <b>Asti Hotel (Alternative Place of Detention)</b>	75% to 100% capacity	75% to 100% capacity	75% to 100% capacity
✓ <b>Virginia Palms (Alternative Place of Detention)</b>	75% to 100% capacity	75% to 100% capacity	75% to 100% capacity

	January 2011	February 2011	March 2011
✓ Scherger Immigration Detention centre	75% to 100% capacity	75% to 100% capacity	75% to 100% capacity
✓ Sydney Immigration Residential Housing	75% to 100% capacity	75% to 100% capacity	75% to 100% capacity
✓ Perth Immigration Residential Housing	75% to 100% capacity	75% to 100% capacity	75% to 100% capacity
✓ Brisbane Immigration Transit Accommodation	75% to 100% capacity	75% to 100% capacity	75% to 100% capacity
✓ Melbourne Immigration Transit Accommodation	75% to 100% capacity	75% to 100% capacity	75% to 100% capacity
✓ Adelaide Immigration Transit Accommodation	0% to 50% capacity	0% to 50% capacity	0% to 50% capacity
✓ Britton St, Adelaide (Alternative Place of Detention)	0% to 50% capacity	0% to 50% capacity	0% to 50% capacity

**Recommendation:**

That you agree to release these figures to Serco as per contract requirements.

**APPROVED/  
NOT APPROVED/DISCUSS**

*Fiona Lynch-Magor*

Fiona Lynch-Magor

6/12/10

*Deb Jacka*

Deb Jacka  
Assistant Secretary  
Community and Detention Operations-  
East Branch

6 December 2010

Contact Officer: Jamie Bryant  
Phone: 02 6264 3904

- Between 310 and 400 (greater than 100% capacity under the current contract) at the Christmas Island Workers Camp.
- Between 96 and 185 (greater than 100% capacity under the current contract) at Phosphate Hill facility (Compound A and C unavailable due to use by staff).
- 1 to 31 March 2011
  - Between 800 and 1969 (greater than 100% capacity under the current contract) at the Northwest Point Facility.
  - Between 310 and 400 (greater than 100% capacity under the current contract) at the Christmas Island Workers Camp.
  - Between 96 and 185 (greater than 100% capacity under the current contract) at Phosphate Hill facility (Compound A and C unavailable due to use by staff).
- Adverse seasonal weather conditions may impact on arrival numbers over the next few months.

	January 2011	February 2011	March 2011
<b>Christmas Island Immigration Detention Centre</b>	Over 100% capacity	Over 100% capacity	Over 100% capacity
<b>Christmas Island Workers Camp (Alternative Place of Detention)</b>	Over 100% capacity	Over 100% capacity	Over 100% capacity
<b>Christmas Island Phosphate Hill facility (Alternative Place of Detention)</b>	Over 100% capacity	Over 100% capacity	Over 100% capacity

**Recommendation:**

That you agree to release these figures to Serco as per contract requirements.




Peter Richards  
 Assistant Secretary  
 Irregular Maritime Arrivals Branch  
 1 December 2010

APPROVED/

**NOT APPROVED/DISCUSS**

(Fiona Lynch-Magor)

6.12.10



Contact Officer: Jamie Bryant  
 Phone: 02 6264 3904



**Australian Government**  
**Department of Immigration and Citizenship**

File ADF2009/22763  
Ref S 0093 OG

Mr Tony Hassall  
Contract Director  
Serco Immigration Services  
PO Box 121  
Fyshwick ACT 2609

*Tony*  
Dear Mr Hassall,

**Demand Predictor**

I am writing to you pursuant to clause 25 of Schedule 5 of the Detention Services Contract and ITA/IRH Contract, to advise DIAC's demand predictions for all sites for February, March and April 2011.

Please see the attached tables to this letter for the prediction details.

My understanding is that under clause 26 of Schedule 5, the minimum fixed fee for these facilities will be the above predictions. On any day the numbers of clients exceeds the above prediction, the fixed fee for the higher band width will apply to those days only. Any additional costs that Serco believe may be incurred as a result of servicing numbers of people in detention in excess of the prediction, will be negotiated upfront before they are incurred.

Yours sincerely

*For* Fiona Lynch-Magor  
Contract Administrator  
Services Management Branch

Telephone: 02 6264 2257  
Fax: 02 6264 2000  
Email: Fiona.Lynch-Magor@immi.gov.au

*7* January 2011

**people** our business

**DEMAND PREDICTOR IDCs, APODs, IRHs and ITAs –FOR THE MONTHS OF:**

Detention Facility	February 2011	March 2011	April 2011
Perth Immigration Detention Centre	75% to 100 % capacity	75% to 100 % capacity	75% to 100 % capacity
Maribyrnong Immigration Detention Centre	75% to 100% capacity	75% to 100% capacity	75% to 100% capacity
Villawood Immigration Detention Centre	50% to 75% capacity	50% to 75% capacity	50% to 75% capacity
Northern Immigration Detention Centre	75% to 100 % capacity	75% to 100 % capacity	75% to 100 % capacity
Curtin Immigration Detention Centre	75% to 100% capacity	75% to 100% capacity	75% to 100% capacity
Christmas Island Immigration Detention Centre	Over 100% capacity	Over 100% capacity	Over 100% capacity
Christmas Island Workers Camp (Alternative Place of Detention)	Over 100% capacity	Over 100% capacity	Over 100% capacity
Christmas Island Phosphate Hill facility (Alternative Place of Detention)	Over 100% capacity	Over 100% capacity	Over 100% capacity

Detention Facility	February 2011	March 2011	April 2011
Scherger Immigration Detention centre	75% to 100% capacity	75% to 100% capacity	75% to 100% capacity
Sydney Immigration Residential Housing	75% to 100% capacity	75% to 100% capacity	75% to 100% capacity
Perth Immigration Residential Housing	75% to 100% capacity	75% to 100% capacity	75% to 100% capacity
Brisbane Immigration Transit Accommodation	Over 100% capacity	75% to 100% capacity	75% to 100% capacity
Melbourne Immigration Transit Accommodation	75% to 100% capacity	75% to 100% capacity	75% to 100% capacity
Britton St, Adelaide (Alternative Place of Detention)	0% to 50% capacity	0% to 50% capacity	0% to 50% capacity



Detention Facility	February 2011	March 2011	April 2011
Adelaide Immigration Transit Accommodation	0% to 50% capacity	0% to 50% capacity	0% to 50% capacity
Port Augusta Immigration Residential Housing	50% to 100% capacity	50% to 100% capacity	50% to 100% capacity
Leonora Lodge (Alternative Place of Detention)	75% to 100% capacity	75% to 100% capacity	75% to 100% capacity
Darwin Airport Lodge (Alternative Place of Detention)	75% to 100% capacity	75% to 100% capacity	75% to 100% capacity
Asti (Alternative Place of Detention)	75% to 100% capacity	75% to 100% capacity	75% to 100% capacity
Virginia Palms (Alternative Place of Detention)	75% to 100% capacity	75% to 100% capacity	75% to 100% capacity
Inverbrackie (Alternative Place of Detention)	75% to 100% capacity	75% to 100% capacity	75% to 100% capacity