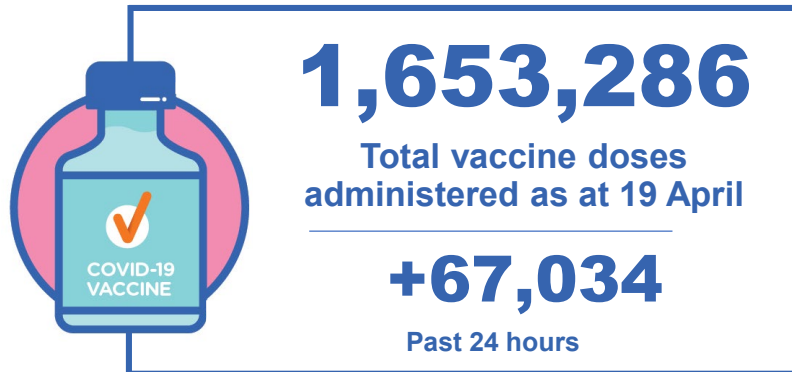


COVID-19 Vaccine Roll-out

20 April 2021

Data as at:
19 Apr 2021

Total vaccine doses



662,904 (+16,278 last 24 hours)

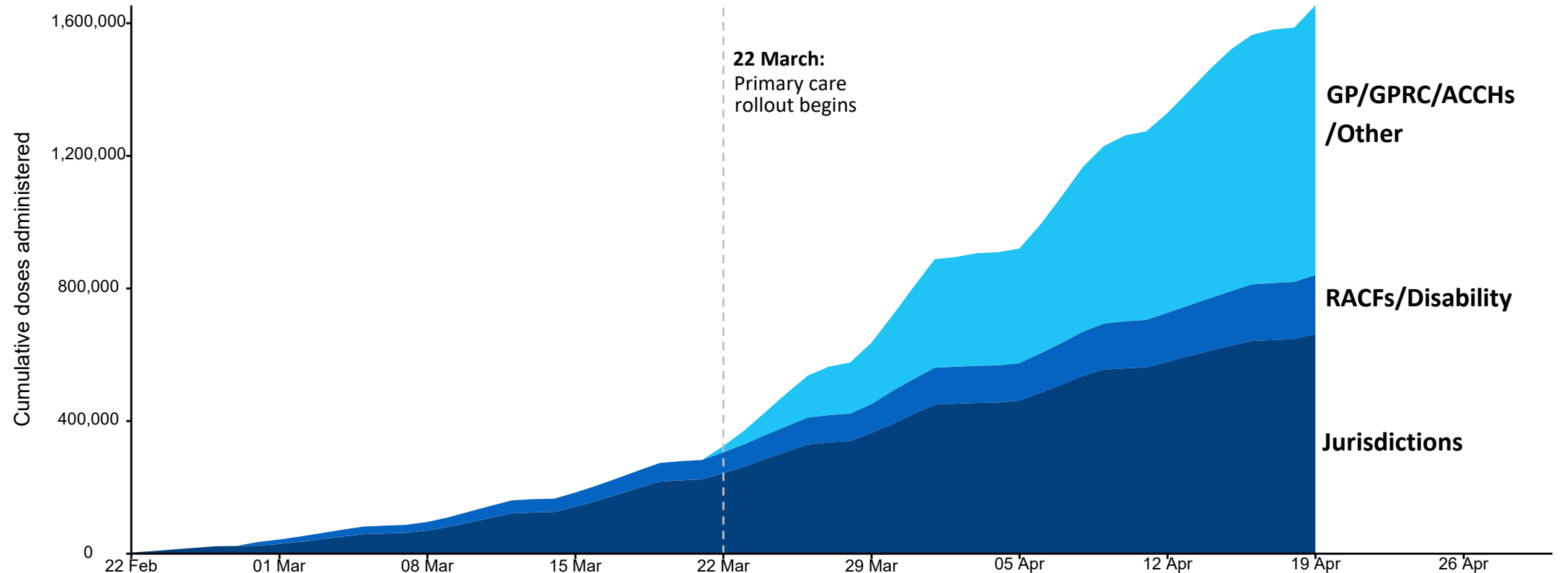
Total vaccine doses administered in State and Territory clinics as at 19 April



Cumulative doses administered by channel

Data as at:
19 Apr 2021

Cumulative doses administered (19 Apr): 1,653,286



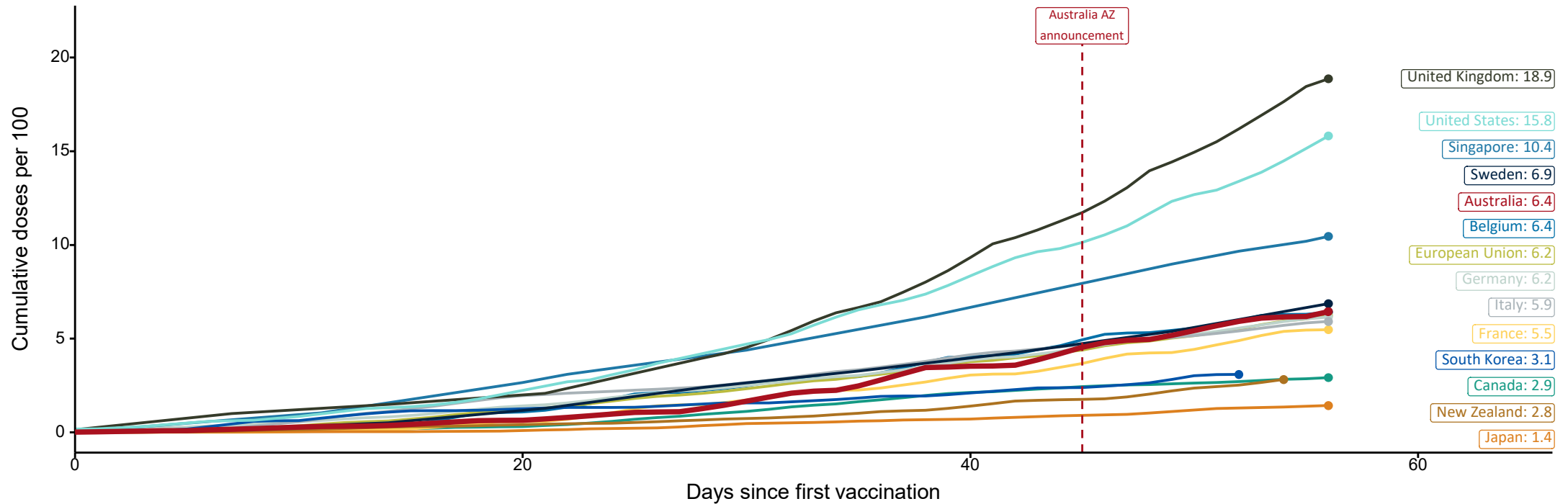
Source: Department of Health
Data as at 19 Apr

International comparisons at equivalent stages of rollout

Data as at: 19 Apr 2021

Cumulative doses administered (19 Apr): **1,653,286**

The x-axis is truncated at the length of Australia's vaccination program. Some countries started later and some countries do not have daily data points so the closest day to AUS's we have data for is used. Israel excluded as it is beyond scale of the graph



Source: Department of Health (Australia), Our World in Data (international)
Latest data: 19 April

Data as at:
19 Apr 2021

Commonwealth aged care doses administered



Aged care and residential
disability doses administered

115,293

First doses

62,227

Second doses

Residential aged care
facilities

1,341

Sites visited for first doses

749

Sites visited for second doses



177,520

(+4,635 last 24 hours)

Total vaccine doses administered in aged
care and disability facilities as at 19 April

Number of doses administered as part of the Commonwealth aged and disability care rollout

NSW
53,206

(+1,321 last
24 hours)

VIC
35,348

(+1,424 last
24 hours)

QLD
42,231

(+982 last
24 hours)

WA
19,265

(+543 last
24 hours)

TAS
6,307

(+96 last
24 hours)

SA
14,457

(+269 last
24 hours)

ACT
5,403

(+0 last
24 hours)

NT
1,303

(+0 last
24 hours)

Data as at:
19 Apr 2021

Commonwealth primary care doses administered



Primary Care vaccine administration sites*

4,303
GP sites

132
GPRC sites

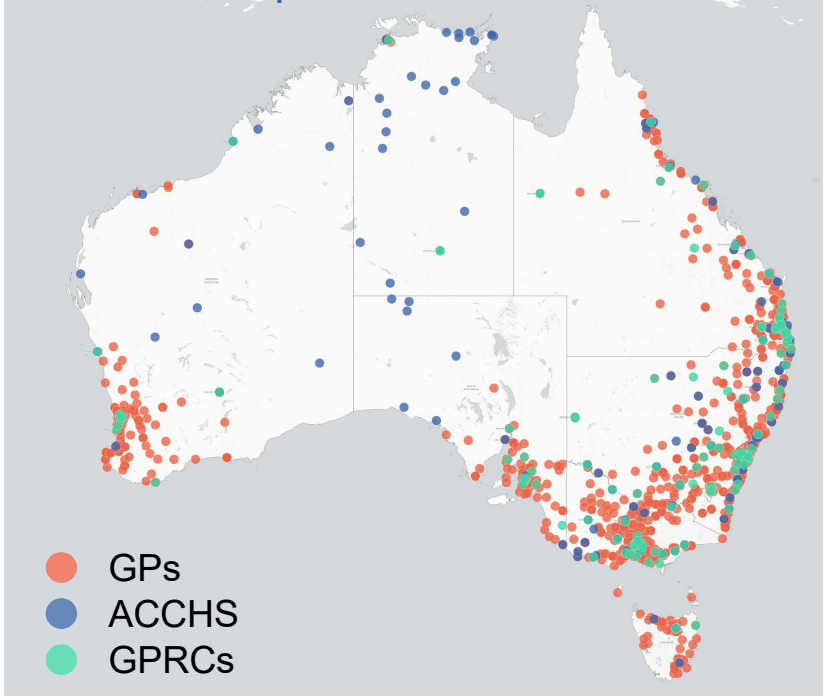
144
ACCHS



812,862 (+46,121 last 24 hours)

Total Commonwealth vaccine doses administered in primary care settings as at 19 April

Primary Care vaccine administration sites as at week of 19 April*



- GPs
- ACCHS
- GPRCs

Number of doses administered as part of the Commonwealth primary care rollout

NSW
257,818
(+14,731 last 24 hours)

VIC
191,657
(+11,076 last 24 hours)

QLD
185,685
(+9,549 last 24 hours)

WA
73,741
(+4,708 last 24 hours)

TAS
22,982
(+1,326 last 24 hours)

SA
61,808
(+3,485 last 24 hours)

ACT
14,257
(+1,009 last 24 hours)

NT
4,914
(+237 last 24 hours)

* Source: updated weekly

Epidemiology - COVID-19 Cases and deaths

Countries of interest snapshot - 1 January 2021 to 19 April 2021

Country	Cases*	Cases by 100,000 population	Deaths*	Case Fatality Rate
Australia	1,075 ↓	4.2	1	0.09%
Brazil	6,336,540 ↓	2,964	178,997	2.8%
Canada	548,401 ↑	1,453	8,213	1.5%
Japan	303,748 ↑	240.2	6,227	2.1%
India	4,795,245 ↑	347.5	30,031	0.6%
Italy	1,786,442 ↓	2955	43,323	2.4%
New Zealand	444 <i>stable</i>	9.02	1	0.2%
Papua New Guinea	9,019 ↑	100.8	81	0.9%
Philippines	463,610 ↑	423.1	6,730	1.5%
Singapore	2,262 <i>stable</i>	38.7	1	0.04%
Timor-Leste	1,262 ↑	95.7	2	0.2%
United Kingdom	1,855,223 ↓	2,733	54,722	2.9%
United States	11,965,151 ↑	3,615	225,827	1.9%

*Arrows indicate increasing or decreasing trend in past month

Source: WHO COVID-19 Dashboard