

	A\$1=USD	A\$1=EUR	A\$1=GBP	
Title	AUD/USD Exchange Rate; s	AUD/EUR Exchange Rate	AUD/GBP Exchange Rate	
Description	AUD/USD Exchange Rate; s	AUD/EUR Exchange Rate	AUD/GBP Exchange Rate	
Frequency	Daily	Daily	Daily	
Type	Indicative	Indicative	Indicative	
Units	USD	EUR	GBP	
Source	<a href="#">WM/Reuters</a>	RBA	RBA	
Publication date	09-Aug-2021	09-Aug-2021	09-Aug-2021	
Series ID	FXRUSD	FXREUR	FXRUKPS	
	02-Jan-2019	0.7020	0.6134	0.5512
	03-Jan-2019	0.6945	0.6109	0.5535
	04-Jan-2019	0.7024	0.6164	0.5558
	07-Jan-2019	0.7133	0.6246	0.5596
	08-Jan-2019	0.7130	0.6233	0.5588
	09-Jan-2019	0.7154	0.6243	0.5614
	10-Jan-2019	0.7185	0.6216	0.5620
	11-Jan-2019	0.7220	0.6262	0.5656
	14-Jan-2019	0.7184	0.6260	0.5593
	15-Jan-2019	0.7212	0.6282	0.5591
	16-Jan-2019	0.7196	0.6306	0.5597
	17-Jan-2019	0.7152	0.6283	0.5557
	18-Jan-2019	0.7193	0.6313	0.5540
	21-Jan-2019	0.7169	0.6301	0.5571
	22-Jan-2019	0.7137	0.6284	0.5541
	23-Jan-2019	0.7137	0.6279	0.5510
	24-Jan-2019	0.7110	0.6245	0.5439
	25-Jan-2019	0.7095	0.6267	0.5409
	29-Jan-2019	0.7167	0.6270	0.5449
	30-Jan-2019	0.7195	0.6289	0.5497
	31-Jan-2019	0.7268	0.6318	0.5537
	01-Feb-2019	0.7241	0.6328	0.5530
	04-Feb-2019	0.7227	0.6316	0.5528
	05-Feb-2019	0.7260	0.6350	0.5568
	06-Feb-2019	0.7153	0.6273	0.5520
	07-Feb-2019	0.7099	0.6248	0.5489
	08-Feb-2019	0.7076	0.6239	0.5465
	11-Feb-2019	0.7093	0.6266	0.5487
	12-Feb-2019	0.7072	0.6271	0.5498
	13-Feb-2019	0.7134	0.6293	0.5529
	14-Feb-2019	0.7119	0.6311	0.5534
	15-Feb-2019	0.7093	0.6284	0.5542
	18-Feb-2019	0.7150	0.6321	0.5537
	19-Feb-2019	0.7113	0.6296	0.5514
	20-Feb-2019	0.7163	0.6314	0.5484
	21-Feb-2019	0.7162	0.6310	0.5490
	22-Feb-2019	0.7093	0.6257	0.5444
	25-Feb-2019	0.7144	0.6300	0.5467
	26-Feb-2019	0.7159	0.6303	0.5452
	27-Feb-2019	0.7183	0.6314	0.5423
	28-Feb-2019	0.7146	0.6281	0.5372
	01-Mar-2019	0.7093	0.6236	0.5348
	04-Mar-2019	0.7095	0.6243	0.5360
	05-Mar-2019	0.7076	0.6245	0.5377
	06-Mar-2019	0.7035	0.6226	0.5355
	07-Mar-2019	0.7049	0.6236	0.5349
	08-Mar-2019	0.7009	0.6259	0.5352
	11-Mar-2019	0.7044	0.6270	0.5427
	12-Mar-2019	0.7069	0.6282	0.5353
	13-Mar-2019	0.7055	0.6252	0.5391
	14-Mar-2019	0.7059	0.6237	0.5331
	15-Mar-2019	0.7081	0.6256	0.5347
	18-Mar-2019	0.7115	0.6276	0.5354

Title	A\$1=USD	A\$1=EUR	A\$1=GBP
Description	AUD/USD Exchange Rate; s	AUD/EUR Exchange Rate	AUD/GBP Exchange Rate
Frequency	Daily	Daily	Daily
Type	Indicative	Indicative	Indicative
Units	USD	EUR	GBP
Source	<a href="#">WM/Reuters</a>	RBA	RBA
Publication date	09-Aug-2021	09-Aug-2021	09-Aug-2021
Series ID	FXRUSD	FXREUR	FXRUKPS
19-Mar-2019	0.7105	0.6262	0.5352
20-Mar-2019	0.7075	0.6236	0.5338
21-Mar-2019	0.7145	0.6253	0.5406
22-Mar-2019	0.7106	0.6245	0.5410
25-Mar-2019	0.7079	0.6266	0.5367
26-Mar-2019	0.7122	0.6296	0.5402
27-Mar-2019	0.7101	0.6308	0.5386
28-Mar-2019	0.7097	0.6306	0.5379
29-Mar-2019	0.7087	0.6310	0.5422
01-Apr-2019	0.7121	0.6339	0.5460
02-Apr-2019	0.7080	0.6320	0.5419
03-Apr-2019	0.7106	0.6332	0.5407
04-Apr-2019	0.7111	0.6325	0.5399
05-Apr-2019	0.7125	0.6346	0.5441
08-Apr-2019	0.7094	0.6318	0.5432
09-Apr-2019	0.7136	0.6335	0.5450
10-Apr-2019	0.7144	0.6342	0.5466
11-Apr-2019	0.7163	0.6349	0.5469
12-Apr-2019	0.7132	0.6319	0.5460
15-Apr-2019	0.7168	0.6339	0.5476
16-Apr-2019	0.7147	0.6322	0.5459
17-Apr-2019	0.7200	0.6365	0.5510
18-Apr-2019	0.7183	0.6356	0.5505
23-Apr-2019	0.7121	0.6330	0.5486
24-Apr-2019	0.7039	0.6276	0.5441
26-Apr-2019	0.7025	0.6306	0.5443
29-Apr-2019	0.7056	0.6324	0.5455
30-Apr-2019	0.7039	0.6297	0.5441
01-May-2019	0.7054	0.6288	0.5407
02-May-2019	0.7020	0.6265	0.5381
03-May-2019	0.6998	0.6264	0.5368
06-May-2019	0.6989	0.6245	0.5325
07-May-2019	0.7034	0.6271	0.5360
08-May-2019	0.7023	0.6268	0.5373
09-May-2019	0.6976	0.6230	0.5357
10-May-2019	0.6995	0.6230	0.5380
13-May-2019	0.6976	0.6212	0.5362
14-May-2019	0.6955	0.6189	0.5368
15-May-2019	0.6932	0.6183	0.5368
16-May-2019	0.6914	0.6168	0.5381
17-May-2019	0.6881	0.6159	0.5381
20-May-2019	0.6920	0.6205	0.5433
21-May-2019	0.6878	0.6167	0.5406
22-May-2019	0.6875	0.6165	0.5411
23-May-2019	0.6876	0.6167	0.5438
24-May-2019	0.6888	0.6159	0.5439
27-May-2019	0.6937	0.6188	0.5445
28-May-2019	0.6929	0.6194	0.5466
29-May-2019	0.6930	0.6206	0.5472
30-May-2019	0.6929	0.6222	0.5484
31-May-2019	0.6916	0.6214	0.5484
03-Jun-2019	0.6948	0.6217	0.5498
04-Jun-2019	0.6982	0.6204	0.5509

Title	A\$1=USD	A\$1=EUR	A\$1=GBP	
Description	AUD/USD Exchange Rate; s	AUD/EUR Exchange Rate	AUD/GBP Exchange Rate	
Frequency	Daily	Daily	Daily	
Type	Indicative	Indicative	Indicative	
Units	USD	EUR	GBP	
Source	<a href="#">WM/Reuters</a>	RBA	RBA	
Publication date	09-Aug-2021	09-Aug-2021	09-Aug-2021	
Series ID	FXRUSD	FXREUR	FXRUKPS	
	05-Jun-2019	0.7000	0.6214	0.5505
	06-Jun-2019	0.6975	0.6209	0.5499
	07-Jun-2019	0.6970	0.6188	0.5490
	11-Jun-2019	0.6953	0.6143	0.5483
	12-Jun-2019	0.6948	0.6128	0.5461
	13-Jun-2019	0.6913	0.6118	0.5447
	14-Jun-2019	0.6898	0.6120	0.5443
	17-Jun-2019	0.6878	0.6132	0.5461
	18-Jun-2019	0.6840	0.6087	0.5457
	19-Jun-2019	0.6878	0.6145	0.5476
	20-Jun-2019	0.6895	0.6120	0.5431
	21-Jun-2019	0.6933	0.6139	0.5460
	24-Jun-2019	0.6954	0.6112	0.5455
	25-Jun-2019	0.6958	0.6107	0.5461
	26-Jun-2019	0.6970	0.6134	0.5501
	27-Jun-2019	0.6992	0.6157	0.5515
	28-Jun-2019	0.7013	0.6171	0.5535
	01-Jul-2019	0.6994	0.6174	0.5514
	02-Jul-2019	0.6979	0.6180	0.5521
	03-Jul-2019	0.6998	0.6198	0.5560
	04-Jul-2019	0.7036	0.6236	0.5593
	05-Jul-2019	0.7020	0.6223	0.5580
	08-Jul-2019	0.6990	0.6224	0.5578
	09-Jul-2019	0.6958	0.6204	0.5563
	10-Jul-2019	0.6924	0.6177	0.5559
	11-Jul-2019	0.6972	0.6186	0.5564
	12-Jul-2019	0.7001	0.6209	0.5580
	15-Jul-2019	0.7034	0.6239	0.5595
	16-Jul-2019	0.7036	0.6249	0.5624
	17-Jul-2019	0.7010	0.6249	0.5645
	18-Jul-2019	0.7034	0.6258	0.5655
	19-Jul-2019	0.7065	0.6276	0.5638
	22-Jul-2019	0.7038	0.6273	0.5629
	23-Jul-2019	0.7019	0.6273	0.5636
	24-Jul-2019	0.6985	0.6266	0.5615
	25-Jul-2019	0.6968	0.6257	0.5584
	26-Jul-2019	0.6944	0.6230	0.5579
	29-Jul-2019	0.6908	0.6208	0.5587
	30-Jul-2019	0.6895	0.6193	0.5684
	31-Jul-2019	0.6894	0.6179	0.5669
	01-Aug-2019	0.6851	0.6199	0.5649
	02-Aug-2019	0.6812	0.6148	0.5625
	06-Aug-2019	0.6784	0.6059	0.5588
	07-Aug-2019	0.6716	0.5993	0.5522
	08-Aug-2019	0.6775	0.6042	0.5570
	09-Aug-2019	0.6810	0.6082	0.5609
	12-Aug-2019	0.6786	0.6053	0.5637
	13-Aug-2019	0.6764	0.6043	0.5604
	14-Aug-2019	0.6788	0.6079	0.5631
	15-Aug-2019	0.6783	0.6084	0.5626
	16-Aug-2019	0.6790	0.6114	0.5604
	19-Aug-2019	0.6783	0.6116	0.5578
	20-Aug-2019	0.6789	0.6124	0.5600

Title	A\$1=USD	A\$1=EUR	A\$1=GBP
Description	AUD/USD Exchange Rate; s	AUD/EUR Exchange Rate	AUD/GBP Exchange Rate
Frequency	Daily	Daily	Daily
Type	Indicative	Indicative	Indicative
Units	USD	EUR	GBP
Source	<a href="#">WM/Reuters</a>	RBA	RBA
Publication date	09-Aug-2021	09-Aug-2021	09-Aug-2021
Series ID	FXRUSD	FXREUR	FXRUKPS
21-Aug-2019	0.6781	0.6111	0.5582
22-Aug-2019	0.6769	0.6109	0.5583
23-Aug-2019	0.6756	0.6104	0.5524
26-Aug-2019	0.6734	0.6043	0.5490
27-Aug-2019	0.6758	0.6087	0.5531
28-Aug-2019	0.6738	0.6076	0.5486
29-Aug-2019	0.6722	0.6065	0.5505
30-Aug-2019	0.6718	0.6081	0.5512
02-Sep-2019	0.6728	0.6124	0.5532
03-Sep-2019	0.6719	0.6138	0.5594
04-Sep-2019	0.6775	0.6173	0.5596
05-Sep-2019	0.6817	0.6182	0.5569
06-Sep-2019	0.6823	0.6178	0.5531
09-Sep-2019	0.6860	0.6222	0.5592
10-Sep-2019	0.6857	0.6209	0.5554
11-Sep-2019	0.6875	0.6222	0.5560
12-Sep-2019	0.6881	0.6248	0.5583
13-Sep-2019	0.6873	0.6208	0.5565
16-Sep-2019	0.6875	0.6211	0.5514
17-Sep-2019	0.6841	0.6212	0.5508
18-Sep-2019	0.6849	0.6190	0.5483
19-Sep-2019	0.6790	0.6150	0.5442
20-Sep-2019	0.6802	0.6152	0.5416
23-Sep-2019	0.6778	0.6148	0.5434
24-Sep-2019	0.6781	0.6171	0.5456
25-Sep-2019	0.6782	0.6167	0.5441
26-Sep-2019	0.6752	0.6163	0.5460
27-Sep-2019	0.6762	0.6192	0.5482
30-Sep-2019	0.6749	0.6171	0.5488
01-Oct-2019	0.6708	0.6160	0.5456
02-Oct-2019	0.6714	0.6140	0.5470
03-Oct-2019	0.6717	0.6130	0.5462
04-Oct-2019	0.6755	0.6158	0.5472
08-Oct-2019	0.6748	0.6147	0.5488
09-Oct-2019	0.6736	0.6145	0.5515
10-Oct-2019	0.6746	0.6141	0.5517
11-Oct-2019	0.6777	0.6151	0.5444
14-Oct-2019	0.6788	0.6153	0.5384
15-Oct-2019	0.6773	0.6142	0.5361
16-Oct-2019	0.6733	0.6104	0.5278
17-Oct-2019	0.6785	0.6126	0.5293
18-Oct-2019	0.6831	0.6142	0.5318
21-Oct-2019	0.6860	0.6148	0.5316
22-Oct-2019	0.6876	0.6165	0.5297
23-Oct-2019	0.6843	0.6153	0.5321
24-Oct-2019	0.6843	0.6145	0.5298
25-Oct-2019	0.6818	0.6141	0.5309
28-Oct-2019	0.6814	0.6148	0.5317
29-Oct-2019	0.6854	0.6179	0.5333
30-Oct-2019	0.6864	0.6179	0.5335
31-Oct-2019	0.6926	0.6203	0.5357
01-Nov-2019	0.6905	0.6185	0.5328
04-Nov-2019	0.6921	0.6196	0.5349

	A\$1=USD	A\$1=EUR	A\$1=GBP
Title	AUD/USD Exchange Rate; s	AUD/EUR Exchange Rate	AUD/GBP Exchange Rate
Description	AUD/USD Exchange Rate; s	AUD/EUR Exchange Rate	AUD/GBP Exchange Rate
Frequency	Daily	Daily	Daily
Type	Indicative	Indicative	Indicative
Units	USD	EUR	GBP
Source	<a href="#">WM/Reuters</a>	RBA	RBA
Publication date	09-Aug-2021	09-Aug-2021	09-Aug-2021
Series ID	FXRUSD	FXREUR	FXRUKPS
05-Nov-2019	0.6904	0.6206	0.5361
06-Nov-2019	0.6897	0.6230	0.5356
07-Nov-2019	0.6867	0.6209	0.5347
08-Nov-2019	0.6881	0.6228	0.5370
11-Nov-2019	0.6853	0.6216	0.5356
12-Nov-2019	0.6847	0.6205	0.5324
13-Nov-2019	0.6843	0.6212	0.5326
14-Nov-2019	0.6798	0.6179	0.5295
15-Nov-2019	0.6795	0.6163	0.5275
18-Nov-2019	0.6811	0.6158	0.5270
19-Nov-2019	0.6798	0.6138	0.5248
20-Nov-2019	0.6817	0.6156	0.5279
21-Nov-2019	0.6797	0.6137	0.5258
22-Nov-2019	0.6788	0.6135	0.5255
25-Nov-2019	0.6794	0.6164	0.5288
26-Nov-2019	0.6782	0.6158	0.5259
27-Nov-2019	0.6777	0.6154	0.5272
28-Nov-2019	0.6763	0.6144	0.5231
29-Nov-2019	0.6777	0.6155	0.5249
02-Dec-2019	0.6774	0.6148	0.5245
03-Dec-2019	0.6841	0.6178	0.5287
04-Dec-2019	0.6825	0.6162	0.5252
05-Dec-2019	0.6839	0.6170	0.5215
06-Dec-2019	0.6843	0.6160	0.5202
09-Dec-2019	0.6832	0.6179	0.5197
10-Dec-2019	0.6829	0.6170	0.5193
11-Dec-2019	0.6818	0.6148	0.5190
12-Dec-2019	0.6882	0.6177	0.5207
13-Dec-2019	0.6926	0.6200	0.5147
16-Dec-2019	0.6873	0.6174	0.5134
17-Dec-2019	0.6871	0.6164	0.5168
18-Dec-2019	0.6846	0.6150	0.5226
19-Dec-2019	0.6880	0.6184	0.5260
20-Dec-2019	0.6890	0.6198	0.5291
23-Dec-2019	0.6906	0.6233	0.5309
24-Dec-2019	0.6914	0.6236	0.5341
27-Dec-2019	0.6953	0.6253	0.5346
30-Dec-2019	0.6990	0.6243	0.5331
31-Dec-2019	0.7006	0.6254	0.5340
02-Jan-2020	0.7003	0.6252	0.5302
03-Jan-2020	0.6966	0.6236	0.5307
06-Jan-2020	0.6945	0.6220	0.5308
07-Jan-2020	0.6928	0.6191	0.5260
08-Jan-2020	0.6871	0.6163	0.5236
09-Jan-2020	0.6873	0.6184	0.5243
10-Jan-2020	0.6873	0.6187	0.5256
13-Jan-2020	0.6914	0.6213	0.5303
14-Jan-2020	0.6902	0.6197	0.5311
15-Jan-2020	0.6899	0.6196	0.5296
16-Jan-2020	0.6907	0.6194	0.5294
17-Jan-2020	0.6895	0.6194	0.5275
20-Jan-2020	0.6884	0.6203	0.5295
21-Jan-2020	0.6865	0.6185	0.5275

Title	A\$1=USD	A\$1=EUR	A\$1=GBP	
Description	AUD/USD Exchange Rate; s	AUD/EUR Exchange Rate	AUD/GBP Exchange Rate	
Frequency	Daily	Daily	Daily	
Type	Indicative	Indicative	Indicative	
Units	USD	EUR	GBP	
Source	<a href="#">WM/Reuters</a>	RBA	RBA	
Publication date	09-Aug-2021	09-Aug-2021	09-Aug-2021	
Series ID	FXRUSD	FXREUR	FXRUKPS	
	22-Jan-2020	0.6839	0.6171	0.5243
	23-Jan-2020	0.6867	0.6195	0.5231
	24-Jan-2020	0.6847	0.6197	0.5218
	28-Jan-2020	0.6762	0.6134	0.5179
	29-Jan-2020	0.6774	0.6151	0.5202
	30-Jan-2020	0.6739	0.6117	0.5177
	31-Jan-2020	0.6724	0.6099	0.5133
	03-Feb-2020	0.6696	0.6042	0.5086
	04-Feb-2020	0.6719	0.6075	0.5165
	05-Feb-2020	0.6738	0.6106	0.5176
	06-Feb-2020	0.6760	0.6148	0.5208
	07-Feb-2020	0.6718	0.6118	0.5192
	10-Feb-2020	0.6699	0.6114	0.5191
	11-Feb-2020	0.6709	0.6150	0.5196
	12-Feb-2020	0.6728	0.6165	0.5192
	13-Feb-2020	0.6719	0.6182	0.5188
	14-Feb-2020	0.6719	0.6202	0.5151
	17-Feb-2020	0.6725	0.6205	0.5156
	18-Feb-2020	0.6692	0.6179	0.5149
	19-Feb-2020	0.6696	0.6201	0.5150
	20-Feb-2020	0.6650	0.6158	0.5150
	21-Feb-2020	0.6605	0.6119	0.5123
	24-Feb-2020	0.6609	0.6108	0.5108
	25-Feb-2020	0.6614	0.6090	0.5112
	26-Feb-2020	0.6596	0.6069	0.5079
	27-Feb-2020	0.6555	0.6007	0.5069
	28-Feb-2020	0.6524	0.5934	0.5063
	02-Mar-2020	0.6522	0.5900	0.5085
	03-Mar-2020	0.6552	0.5879	0.5127
	04-Mar-2020	0.6595	0.5908	0.5147
	05-Mar-2020	0.6620	0.5943	0.5142
	06-Mar-2020	0.6602	0.5878	0.5096
	09-Mar-2020	0.6539	0.5735	0.5003
	10-Mar-2020	0.6566	0.5772	0.5026
	11-Mar-2020	0.6505	0.5738	0.5032
	12-Mar-2020	0.6457	0.5716	0.5039
	13-Mar-2020	0.6307	0.5621	0.5023
	16-Mar-2020	0.6176	0.5547	0.5006
	17-Mar-2020	0.6121	0.5475	0.4995
	18-Mar-2020	0.6018	0.5456	0.4968
	19-Mar-2020	0.5571	0.5112	0.4845
	20-Mar-2020	0.5853	0.5437	0.5018
	23-Mar-2020	0.5762	0.5366	0.4945
	24-Mar-2020	0.5912	0.5480	0.5080
	25-Mar-2020	0.6007	0.5556	0.5089
	26-Mar-2020	0.5931	0.5437	0.5003
	27-Mar-2020	0.6102	0.5518	0.4980
	30-Mar-2020	0.6150	0.5550	0.4962
	31-Mar-2020	0.6175	0.5605	0.5006
	01-Apr-2020	0.6124	0.5559	0.4947
	02-Apr-2020	0.6081	0.5556	0.4908
	03-Apr-2020	0.6072	0.5599	0.4903
	06-Apr-2020	0.6035	0.5574	0.4927

Title	A\$1=USD	A\$1=EUR	A\$1=GBP
Description	AUD/USD Exchange Rate; s	AUD/EUR Exchange Rate	AUD/GBP Exchange Rate
Frequency	Daily	Daily	Daily
Type	Indicative	Indicative	Indicative
Units	USD	EUR	GBP
Source	<a href="#">WM/Reuters</a>	RBA	RBA
Publication date	09-Aug-2021	09-Aug-2021	09-Aug-2021
Series ID	FXRUSD	FXREUR	FXRUKPS
07-Apr-2020	0.6145	0.5674	0.5004
08-Apr-2020	0.6146	0.5647	0.4981
09-Apr-2020	0.6211	0.5722	0.5022
14-Apr-2020	0.6419	0.5868	0.5110
15-Apr-2020	0.6384	0.5823	0.5071
16-Apr-2020	0.6286	0.5775	0.5036
17-Apr-2020	0.6360	0.5853	0.5092
20-Apr-2020	0.6346	0.5846	0.5094
21-Apr-2020	0.6314	0.5824	0.5089
22-Apr-2020	0.6323	0.5825	0.5142
23-Apr-2020	0.6341	0.5854	0.5129
24-Apr-2020	0.6343	0.5893	0.5141
27-Apr-2020	0.6462	0.5957	0.5193
28-Apr-2020	0.6457	0.5965	0.5198
29-Apr-2020	0.6542	0.6027	0.5241
30-Apr-2020	0.6566	0.6043	0.5261
01-May-2020	0.6459	0.5899	0.5143
04-May-2020	0.6382	0.5840	0.5132
05-May-2020	0.6459	0.5921	0.5180
06-May-2020	0.6449	0.5950	0.5186
07-May-2020	0.6426	0.5954	0.5211
08-May-2020	0.6530	0.6023	0.5267
11-May-2020	0.6543	0.6035	0.5270
12-May-2020	0.6477	0.5992	0.5253
13-May-2020	0.6473	0.5966	0.5273
14-May-2020	0.6434	0.5954	0.5276
15-May-2020	0.6455	0.5974	0.5287
18-May-2020	0.6429	0.5942	0.5314
19-May-2020	0.6520	0.5973	0.5344
20-May-2020	0.6551	0.5986	0.5342
21-May-2020	0.6556	0.5986	0.5379
22-May-2020	0.6541	0.5986	0.5354
25-May-2020	0.6529	0.5997	0.5362
26-May-2020	0.6577	0.6022	0.5382
27-May-2020	0.6640	0.6059	0.5391
28-May-2020	0.6612	0.6004	0.5393
29-May-2020	0.6659	0.5998	0.5394
01-Jun-2020	0.6742	0.6052	0.5441
02-Jun-2020	0.6803	0.6110	0.5442
03-Jun-2020	0.6940	0.6194	0.5515
04-Jun-2020	0.6906	0.6157	0.5508
05-Jun-2020	0.7000	0.6157	0.5540
09-Jun-2020	0.6995	0.6195	0.5501
10-Jun-2020	0.6997	0.6158	0.5481
11-Jun-2020	0.6929	0.6107	0.5468
12-Jun-2020	0.6867	0.6072	0.5451
15-Jun-2020	0.6790	0.6040	0.5441
16-Jun-2020	0.6946	0.6127	0.5483
17-Jun-2020	0.6882	0.6105	0.5482
18-Jun-2020	0.6870	0.6106	0.5475
19-Jun-2020	0.6861	0.6118	0.5512
22-Jun-2020	0.6860	0.6127	0.5542
23-Jun-2020	0.6897	0.6126	0.5541

Title	A\$1=USD	A\$1=EUR	A\$1=GBP	
Description	AUD/USD Exchange Rate; s	AUD/EUR Exchange Rate	AUD/GBP Exchange Rate	
Frequency	Daily	Daily	Daily	
Type	Indicative	Indicative	Indicative	
Units	USD	EUR	GBP	
Source	<a href="#">WM/Reuters</a>	RBA	RBA	
Publication date	09-Aug-2021	09-Aug-2021	09-Aug-2021	
Series ID	FXRUSD	FXREUR	FXRUKPS	
	24-Jun-2020	0.6943	0.6136	0.5550
	25-Jun-2020	0.6875	0.6113	0.5537
	26-Jun-2020	0.6888	0.6138	0.5542
	29-Jun-2020	0.6879	0.6114	0.5559
	30-Jun-2020	0.6863	0.6111	0.5586
	01-Jul-2020	0.6895	0.6143	0.5574
	02-Jul-2020	0.6924	0.6146	0.5545
	03-Jul-2020	0.6930	0.6168	0.5559
	06-Jul-2020	0.6972	0.6174	0.5578
	07-Jul-2020	0.6958	0.6153	0.5568
	08-Jul-2020	0.6941	0.6156	0.5528
	09-Jul-2020	0.6986	0.6147	0.5530
	10-Jul-2020	0.6931	0.6150	0.5508
	13-Jul-2020	0.6978	0.6159	0.5512
	14-Jul-2020	0.6942	0.6122	0.5533
	15-Jul-2020	0.7000	0.6140	0.5566
	16-Jul-2020	0.6993	0.6133	0.5569
	17-Jul-2020	0.6982	0.6135	0.5562
	20-Jul-2020	0.6987	0.6101	0.5572
	21-Jul-2020	0.7040	0.6152	0.5552
	22-Jul-2020	0.7152	0.6198	0.5621
	23-Jul-2020	0.7151	0.6173	0.5613
	24-Jul-2020	0.7086	0.6107	0.5564
	27-Jul-2020	0.7129	0.6093	0.5558
	28-Jul-2020	0.7141	0.6085	0.5552
	29-Jul-2020	0.7165	0.6106	0.5545
	30-Jul-2020	0.7159	0.6088	0.5523
	31-Jul-2020	0.7213	0.6067	0.5497
	04-Aug-2020	0.7132	0.6062	0.5456
	05-Aug-2020	0.7181	0.6084	0.5490
	06-Aug-2020	0.7207	0.6065	0.5488
	07-Aug-2020	0.7207	0.6085	0.5491
	10-Aug-2020	0.7165	0.6075	0.5482
	11-Aug-2020	0.7177	0.6109	0.5484
	12-Aug-2020	0.7118	0.6072	0.5462
	13-Aug-2020	0.7172	0.6071	0.5486
	14-Aug-2020	0.7157	0.6055	0.5476
	17-Aug-2020	0.7183	0.6056	0.5485
	18-Aug-2020	0.7225	0.6076	0.5500
	19-Aug-2020	0.7249	0.6073	0.5473
	20-Aug-2020	0.7172	0.6056	0.5480
	21-Aug-2020	0.7204	0.6063	0.5440
	24-Aug-2020	0.7178	0.6081	0.5479
	25-Aug-2020	0.7174	0.6076	0.5477
	26-Aug-2020	0.7193	0.6089	0.5478
	27-Aug-2020	0.7237	0.6117	0.5480
	28-Aug-2020	0.7299	0.6148	0.5503
	31-Aug-2020	0.7354	0.6178	0.5512
	01-Sep-2020	0.7412	0.6180	0.5524
	02-Sep-2020	0.7360	0.6181	0.5501
	03-Sep-2020	0.7306	0.6191	0.5495
	04-Sep-2020	0.7270	0.6134	0.5476
	07-Sep-2020	0.7279	0.6154	0.5508



	A\$1=USD	A\$1=EUR	A\$1=GBP
Title	AUD/USD Exchange Rate; s	AUD/EUR Exchange Rate	AUD/GBP Exchange Rate
Description	AUD/USD Exchange Rate; s	AUD/EUR Exchange Rate	AUD/GBP Exchange Rate
Frequency	Daily	Daily	Daily
Type	Indicative	Indicative	Indicative
Units	USD	EUR	GBP
Source	<a href="#">WM/Reuters</a>	RBA	RBA
Publication date	09-Aug-2021	09-Aug-2021	09-Aug-2021
Series ID	FXRUSD	FXREUR	FXRUKPS
08-Sep-2020	0.7289	0.6172	0.5545
09-Sep-2020	0.7225	0.6133	0.5574
10-Sep-2020	0.7280	0.6155	0.5596
11-Sep-2020	0.7281	0.6151	0.5675
14-Sep-2020	0.7287	0.6147	0.5680
15-Sep-2020	0.7328	0.6160	0.5697
16-Sep-2020	0.7311	0.6172	0.5670
17-Sep-2020	0.7278	0.6184	0.5624
18-Sep-2020	0.7320	0.6174	0.5644
21-Sep-2020	0.7315	0.6167	0.5648
22-Sep-2020	0.7213	0.6137	0.5636
23-Sep-2020	0.7135	0.6104	0.5608
24-Sep-2020	0.7042	0.6040	0.5542
25-Sep-2020	0.7061	0.6052	0.5536
28-Sep-2020	0.7049	0.6062	0.5519
29-Sep-2020	0.7084	0.6069	0.5508
30-Sep-2020	0.7108	0.6058	0.5538
01-Oct-2020	0.7188	0.6118	0.5554
02-Oct-2020	0.7139	0.6090	0.5547
06-Oct-2020	0.7191	0.6100	0.5536
07-Oct-2020	0.7124	0.6071	0.5528
08-Oct-2020	0.7145	0.6071	0.5525
09-Oct-2020	0.7179	0.6096	0.5542
12-Oct-2020	0.7229	0.6116	0.5544
13-Oct-2020	0.7185	0.6090	0.5505
14-Oct-2020	0.7170	0.6105	0.5548
15-Oct-2020	0.7136	0.6072	0.5480
16-Oct-2020	0.7072	0.6043	0.5486
19-Oct-2020	0.7086	0.6053	0.5482
20-Oct-2020	0.7043	0.5980	0.5441
21-Oct-2020	0.7081	0.5977	0.5455
22-Oct-2020	0.7093	0.5988	0.5402
23-Oct-2020	0.7113	0.6027	0.5446
26-Oct-2020	0.7116	0.6014	0.5464
27-Oct-2020	0.7134	0.6033	0.5473
28-Oct-2020	0.7145	0.6065	0.5478
29-Oct-2020	0.7062	0.6009	0.5431
30-Oct-2020	0.7044	0.6030	0.5453
02-Nov-2020	0.7000	0.6018	0.5425
03-Nov-2020	0.7030	0.6034	0.5443
04-Nov-2020	0.7105	0.6096	0.5469
05-Nov-2020	0.7166	0.6105	0.5530
06-Nov-2020	0.7262	0.6144	0.5533
09-Nov-2020	0.7292	0.6134	0.5533
10-Nov-2020	0.7282	0.6152	0.5523
11-Nov-2020	0.7309	0.6181	0.5511
12-Nov-2020	0.7270	0.6177	0.5505
13-Nov-2020	0.7230	0.6125	0.5509
16-Nov-2020	0.7290	0.6151	0.5511
17-Nov-2020	0.7322	0.6174	0.5538
18-Nov-2020	0.7295	0.6146	0.5501
19-Nov-2020	0.7295	0.6158	0.5512
20-Nov-2020	0.7295	0.6138	0.5494

Title	A\$1=USD	A\$1=EUR	A\$1=GBP	
Description	AUD/USD Exchange Rate; s	AUD/EUR Exchange Rate	AUD/GBP Exchange Rate	
Frequency	Daily	Daily	Daily	
Type	Indicative	Indicative	Indicative	
Units	USD	EUR	GBP	
Source	<a href="#">WM/Reuters</a>	RBA	RBA	
Publication date	09-Aug-2021	09-Aug-2021	09-Aug-2021	
Series ID	FXRUSD	FXREUR	FXRUKPS	
	23-Nov-2020	0.7313	0.6159	0.5492
	24-Nov-2020	0.7317	0.6173	0.5487
	25-Nov-2020	0.7356	0.6179	0.5508
	26-Nov-2020	0.7362	0.6174	0.5499
	27-Nov-2020	0.7375	0.6185	0.5516
	30-Nov-2020	0.7393	0.6177	0.5543
	01-Dec-2020	0.7368	0.6162	0.5514
	02-Dec-2020	0.7375	0.6108	0.5496
	03-Dec-2020	0.7409	0.6114	0.5534
	04-Dec-2020	0.7428	0.6118	0.5525
	07-Dec-2020	0.7430	0.6124	0.5536
	08-Dec-2020	0.7426	0.6130	0.5563
	09-Dec-2020	0.7442	0.6136	0.5563
	10-Dec-2020	0.7478	0.6180	0.5592
	11-Dec-2020	0.7561	0.6220	0.5680
	14-Dec-2020	0.7540	0.6214	0.5662
	15-Dec-2020	0.7512	0.6184	0.5637
	16-Dec-2020	0.7564	0.6218	0.5617
	17-Dec-2020	0.7587	0.6206	0.5603
	18-Dec-2020	0.7594	0.6204	0.5614
	21-Dec-2020	0.7570	0.6209	0.5665
	22-Dec-2020	0.7557	0.6182	0.5644
	23-Dec-2020	0.7552	0.6196	0.5635
	24-Dec-2020	0.7582	0.6212	0.5596
	29-Dec-2020	0.7596	0.6206	0.5630
	30-Dec-2020	0.7657	0.6233	0.5654
	31-Dec-2020	0.7702	0.6269	0.5657
	04-Jan-2021	0.7703	0.6289	0.5630
	05-Jan-2021	0.7701	0.6276	0.5668
	06-Jan-2021	0.7766	0.6318	0.5707
	07-Jan-2021	0.7795	0.6325	0.5732
	08-Jan-2021	0.7769	0.6336	0.5729
	11-Jan-2021	0.7697	0.6322	0.5702
	12-Jan-2021	0.7691	0.6333	0.5687
	13-Jan-2021	0.7763	0.6358	0.5675
	14-Jan-2021	0.7751	0.6379	0.5682
	15-Jan-2021	0.7766	0.6393	0.5676
	18-Jan-2021	0.7685	0.6367	0.5666
	19-Jan-2021	0.7718	0.6381	0.5672
	20-Jan-2021	0.7722	0.6360	0.5657
	21-Jan-2021	0.7771	0.6406	0.5679
	22-Jan-2021	0.7746	0.6363	0.5649
	25-Jan-2021	0.7738	0.6355	0.5647
	27-Jan-2021	0.7736	0.6363	0.5634
	28-Jan-2021	0.7628	0.6307	0.5580
	29-Jan-2021	0.7645	0.6318	0.5577
	01-Feb-2021	0.7652	0.6309	0.5572
	02-Feb-2021	0.7623	0.6313	0.5571
	03-Feb-2021	0.7613	0.6322	0.5571
	04-Feb-2021	0.7624	0.6343	0.5601
	05-Feb-2021	0.7593	0.6350	0.5552
	08-Feb-2021	0.7673	0.6376	0.5590
	09-Feb-2021	0.7727	0.6398	0.5608

Title	A\$1=USD	A\$1=EUR	A\$1=GBP
Description	AUD/USD Exchange Rate; s	AUD/EUR Exchange Rate	AUD/GBP Exchange Rate
Frequency	Daily	Daily	Daily
Type	Indicative	Indicative	Indicative
Units	USD	EUR	GBP
Source	<a href="#">WM/Reuters</a>	RBA	RBA
Publication date	09-Aug-2021	09-Aug-2021	09-Aug-2021
Series ID	FXRUSD	FXREUR	FXRUKPS
10-Feb-2021	0.7740	0.6381	0.5600
11-Feb-2021	0.7735	0.6381	0.5586
12-Feb-2021	0.7745	0.6389	0.5616
15-Feb-2021	0.7782	0.6414	0.5600
16-Feb-2021	0.7796	0.6422	0.5593
17-Feb-2021	0.7753	0.6411	0.5581
18-Feb-2021	0.7754	0.6442	0.5599
19-Feb-2021	0.7770	0.6425	0.5564
22-Feb-2021	0.7876	0.6498	0.5617
23-Feb-2021	0.7923	0.6509	0.5626
24-Feb-2021	0.7913	0.6513	0.5588
25-Feb-2021	0.7970	0.6545	0.5629
26-Feb-2021	0.7829	0.6441	0.5609
01-Mar-2021	0.7745	0.6413	0.5545
02-Mar-2021	0.7755	0.6451	0.5590
03-Mar-2021	0.7822	0.6470	0.5605
04-Mar-2021	0.7793	0.6465	0.5586
05-Mar-2021	0.7709	0.6448	0.5552
08-Mar-2021	0.7702	0.6469	0.5571
09-Mar-2021	0.7663	0.6462	0.5536
10-Mar-2021	0.7684	0.6469	0.5542
11-Mar-2021	0.7747	0.6495	0.5559
12-Mar-2021	0.7785	0.6506	0.5569
15-Mar-2021	0.7749	0.6488	0.5565
16-Mar-2021	0.7753	0.6494	0.5589
17-Mar-2021	0.7737	0.6501	0.5569
18-Mar-2021	0.7827	0.6544	0.5610
19-Mar-2021	0.7753	0.6505	0.5568
22-Mar-2021	0.7726	0.6496	0.5579
23-Mar-2021	0.7700	0.6458	0.5566
24-Mar-2021	0.7601	0.6417	0.5543
25-Mar-2021	0.7600	0.6429	0.5548
26-Mar-2021	0.7613	0.6464	0.5533
29-Mar-2021	0.7631	0.6478	0.5541
30-Mar-2021	0.7652	0.6505	0.5553
31-Mar-2021	0.7602	0.6493	0.5538
01-Apr-2021	0.7543	0.6438	0.5479
06-Apr-2021	0.7648	0.6475	0.5496
07-Apr-2021	0.7660	0.6451	0.5544
08-Apr-2021	0.7638	0.6433	0.5550
09-Apr-2021	0.7614	0.6402	0.5556
12-Apr-2021	0.7605	0.6396	0.5555
13-Apr-2021	0.7604	0.6393	0.5535
14-Apr-2021	0.7672	0.6413	0.5569
15-Apr-2021	0.7716	0.6444	0.5601
16-Apr-2021	0.7745	0.6470	0.5626
19-Apr-2021	0.7738	0.6466	0.5585
20-Apr-2021	0.7803	0.6469	0.5574
21-Apr-2021	0.7715	0.6412	0.5540
22-Apr-2021	0.7745	0.6436	0.5558
23-Apr-2021	0.7733	0.6428	0.5578
26-Apr-2021	0.7771	0.6419	0.5592
27-Apr-2021	0.7799	0.6458	0.5613

Title	A\$1=USD	A\$1=EUR	A\$1=GBP	
Description	AUD/USD Exchange Rate; s	AUD/EUR Exchange Rate	AUD/GBP Exchange Rate	
Frequency	Daily	Daily	Daily	
Type	Indicative	Indicative	Indicative	
Units	USD	EUR	GBP	
Source	<a href="#">WM/Reuters</a>	RBA	RBA	
Publication date	09-Aug-2021	09-Aug-2021	09-Aug-2021	
Series ID	FXRUSD	FXREUR	FXRUKPS	
	28-Apr-2021	0.7745	0.6416	0.5579
	29-Apr-2021	0.7796	0.6424	0.5585
	30-Apr-2021	0.7776	0.6417	0.5579
	03-May-2021	0.7714	0.6417	0.5585
	04-May-2021	0.7743	0.6433	0.5579
	05-May-2021	0.7725	0.6431	0.5556
	06-May-2021	0.7741	0.6447	0.5566
	07-May-2021	0.7777	0.6448	0.5593
	10-May-2021	0.7856	0.6465	0.5594
	11-May-2021	0.7839	0.6455	0.5549
	12-May-2021	0.7795	0.6430	0.5522
	13-May-2021	0.7709	0.6385	0.5486
	14-May-2021	0.7736	0.6395	0.5504
	17-May-2021	0.7751	0.6392	0.5503
	18-May-2021	0.7787	0.6400	0.5497
	19-May-2021	0.7791	0.6365	0.5487
	20-May-2021	0.7749	0.6363	0.5489
	21-May-2021	0.7756	0.6340	0.5467
	24-May-2021	0.7739	0.6349	0.5466
	25-May-2021	0.7753	0.6342	0.5469
	26-May-2021	0.7787	0.6353	0.5499
	27-May-2021	0.7748	0.6353	0.5487
	28-May-2021	0.7727	0.6346	0.5447
	31-May-2021	0.7725	0.6335	0.5444
	01-Jun-2021	0.7744	0.6335	0.5443
	02-Jun-2021	0.7742	0.6337	0.5471
	03-Jun-2021	0.7733	0.6341	0.5464
	04-Jun-2021	0.7653	0.6321	0.5432
	07-Jun-2021	0.7734	0.6361	0.5472
	08-Jun-2021	0.7743	0.6358	0.5472
	09-Jun-2021	0.7740	0.6356	0.5467
	10-Jun-2021	0.7737	0.6360	0.5483
	11-Jun-2021	0.7754	0.6362	0.5472
	15-Jun-2021	0.7716	0.6363	0.5463
	16-Jun-2021	0.7694	0.6343	0.5461
	17-Jun-2021	0.7632	0.6359	0.5449
	18-Jun-2021	0.7537	0.6331	0.5421
	21-Jun-2021	0.7500	0.6320	0.5431
	22-Jun-2021	0.7509	0.6314	0.5404
	23-Jun-2021	0.7545	0.6326	0.5413
	24-Jun-2021	0.7569	0.6348	0.5423
	25-Jun-2021	0.7594	0.6360	0.5452
	28-Jun-2021	0.7591	0.6365	0.5463
	29-Jun-2021	0.7563	0.6344	0.5450
	30-Jun-2021	0.7518	0.6320	0.5429
	01-Jul-2021	0.7483	0.6319	0.5417
	02-Jul-2021	0.7466	0.6305	0.5423
	05-Jul-2021	0.7513	0.6338	0.5436
	06-Jul-2021	0.7578	0.6377	0.5456
	07-Jul-2021	0.7504	0.6343	0.5434
	08-Jul-2021	0.7460	0.6319	0.5408
	09-Jul-2021	0.7427	0.6275	0.5390
	12-Jul-2021	0.7474	0.6297	0.5382

Title	A\$1=USD	A\$1=EUR	A\$1=GBP
Description	AUD/USD Exchange Rate; s	AUD/EUR Exchange Rate	AUD/GBP Exchange Rate
Frequency	Daily	Daily	Daily
Type	Indicative	Indicative	Indicative
Units	USD	EUR	GBP
Source	<a href="#">WM/Reuters</a>	RBA	RBA
Publication date	09-Aug-2021	09-Aug-2021	09-Aug-2021
Series ID	FXRUSD	FXREUR	FXRUKPS
13-Jul-2021	0.7488	0.6315	0.5394
14-Jul-2021	0.7460	0.6327	0.5396
15-Jul-2021	0.7478	0.6315	0.5398
16-Jul-2021	0.7439	0.6299	0.5379
19-Jul-2021	0.7382	0.6255	0.5368
20-Jul-2021	0.7324	0.6215	0.5360
21-Jul-2021	0.7298	0.6202	0.5364
22-Jul-2021	0.7356	0.6238	0.5363
23-Jul-2021	0.7365	0.6260	0.5351
26-Jul-2021	0.7353	0.6240	0.5344
27-Jul-2021	0.7372	0.6247	0.5333
28-Jul-2021	0.7361	0.6229	0.5305
29-Jul-2021	0.7383	0.6227	0.5299
30-Jul-2021	0.7381	0.6213	0.5295
03-Aug-2021	0.7397	0.6229	0.5324
04-Aug-2021	0.7397	0.6231	0.5312
05-Aug-2021	0.7395	0.6248	0.5322
06-Aug-2021	0.7391	0.6250	0.5309
09-Aug-2021	0.7357	0.6257	0.5305
10-Aug-2021	0.7330	0.6244	0.5294
11-Aug-2021	0.7338	0.6263	0.5307
12-Aug-2021	0.7365	0.6272	0.5309
13-Aug-2021	0.7337	0.6251	0.5313
16-Aug-2021	0.7336	0.6224	0.5295
17-Aug-2021	0.7311	0.6212	0.5288
18-Aug-2021	0.7259	0.6197	0.5278
19-Aug-2021	0.7190	0.6160	0.5243
20-Aug-2021	0.7133	0.6103	0.5231
23-Aug-2021	0.7161	0.6112	0.5244
24-Aug-2021	0.7234	0.6161	0.5265
25-Aug-2021	0.7245	0.6170	0.5279
26-Aug-2021	0.7264	0.6174	0.5281
27-Aug-2021	0.7247	0.6161	0.5290
30-Aug-2021	0.7297	0.6184	0.5301
31-Aug-2021	0.7335	0.6201	0.5316
01-Sep-2021	0.7325	0.6208	0.5330
02-Sep-2021	0.7380	0.6231	0.5356
03-Sep-2021	0.7423	0.6248	0.5365
06-Sep-2021	0.7435	0.6263	0.5367
07-Sep-2021	0.7422	0.6252	0.5366
08-Sep-2021	0.7384	0.6238	0.5363
09-Sep-2021	0.7349	0.6221	0.5342
10-Sep-2021	0.7382	0.6241	0.5331
13-Sep-2021	0.7348	0.6230	0.5316
14-Sep-2021	0.7340	0.6214	0.5305
15-Sep-2021	0.7323	0.6203	0.5304
16-Sep-2021	0.7317	0.6199	0.5290
17-Sep-2021	0.7303	0.6205	0.5294
20-Sep-2021	0.7241	0.6180	0.5281
21-Sep-2021	0.7268	0.6193	0.5318
22-Sep-2021	0.7250	0.6184	0.5311
23-Sep-2021	0.7244	0.6186	0.5310
24-Sep-2021	0.7297	0.6217	0.5320

Inquiry into promoting economic dynamism, competition and business formation  
Submission 13 - Attachment 2

Title	A\$1=USD	A\$1=EUR	A\$1=GBP
Description	AUD/USD Exchange Rate; s	AUD/EUR Exchange Rate	AUD/GBP Exchange Rate
Frequency	Daily	Daily	Daily
Type	Indicative	Indicative	Indicative
Units	USD	EUR	GBP
Source	<a href="#">WM/Reuters</a>	RBA	RBA
Publication date	09-Aug-2021	09-Aug-2021	09-Aug-2021
Series ID	FXRUSD	FXREUR	FXRUKPS
27-Sep-2021	0.7284	0.6214	0.5325
28-Sep-2021	0.7310	0.6248	0.5330
29-Sep-2021	0.7254	0.6209	0.5354
30-Sep-2021	0.7206	0.6215	0.5361
01-Oct-2021	0.7211	0.6229	0.5360
05-Oct-2021	0.7265	0.6266	0.5346
06-Oct-2021	0.7260	0.6267	0.5336
07-Oct-2021	0.7281	0.6301	0.5361
08-Oct-2021	0.7298	0.6319	0.5365
11-Oct-2021	0.7319	0.6324	0.5366
12-Oct-2021	0.7349	0.6359	0.5405
13-Oct-2021	0.7340	0.6353	0.5390
14-Oct-2021	0.7388	0.6374	0.5407
15-Oct-2021	0.7422	0.6393	0.5423
18-Oct-2021	0.7403	0.6393	0.5391
19-Oct-2021	0.7455	0.6402	0.5414
20-Oct-2021	0.7499	0.6436	0.5431
21-Oct-2021	0.7508	0.6444	0.5434
22-Oct-2021	0.7477	0.6431	0.5419
25-Oct-2021	0.7487	0.6421	0.5432
26-Oct-2021	0.7515	0.6476	0.5461
27-Oct-2021	0.7526	0.6486	0.5464
28-Oct-2021	0.7510	0.6470	0.5464
29-Oct-2021	0.7546	0.6469	0.5472
01-Nov-2021	0.7505	0.6497	0.5489
02-Nov-2021	0.7497	0.6461	0.5488
03-Nov-2021	0.7435	0.6418	0.5454
04-Nov-2021	0.7448	0.6426	0.5454
05-Nov-2021	0.7397	0.6400	0.5481
08-Nov-2021	0.7398	0.6399	0.5488
09-Nov-2021	0.7410	0.6390	0.5462
10-Nov-2021	0.7368	0.6360	0.5435
11-Nov-2021	0.7304	0.6362	0.5447
12-Nov-2021	0.7287	0.6369	0.5452
15-Nov-2021	0.7343	0.6410	0.5468
16-Nov-2021	0.7354	0.6461	0.5477
17-Nov-2021	0.7284	0.6448	0.5426
18-Nov-2021	0.7273	0.6422	0.5391
19-Nov-2021	0.7274	0.6408	0.5396
22-Nov-2021	0.7253	0.6431	0.5395
23-Nov-2021	0.7221	0.6427	0.5392
24-Nov-2021	0.7209	0.6412	0.5390
25-Nov-2021	0.7204	0.6425	0.5397
26-Nov-2021	0.7142	0.6365	0.5368
29-Nov-2021	0.7140	0.6333	0.5357
30-Nov-2021	0.7144	0.6323	0.5363
01-Dec-2021	0.7169	0.6326	0.5381
02-Dec-2021	0.7098	0.6269	0.5341
03-Dec-2021	0.7076	0.6264	0.5324
06-Dec-2021	0.7025	0.6223	0.5309
07-Dec-2021	0.7071	0.6264	0.5324
08-Dec-2021	0.7133	0.6317	0.5381
09-Dec-2021	0.7174	0.6329	0.5430

Title	A\$1=USD	A\$1=EUR	A\$1=GBP
Description	AUD/USD Exchange Rate; s	AUD/EUR Exchange Rate	AUD/GBP Exchange Rate
Frequency	Daily	Daily	Daily
Type	Indicative	Indicative	Indicative
Units	USD	EUR	GBP
Source	<a href="#">WM/Reuters</a>	RBA	RBA
Publication date	09-Aug-2021	09-Aug-2021	09-Aug-2021
Series ID	FXRUSD	FXREUR	FXRUKPS
10-Dec-2021	0.7151	0.6329	0.5409
13-Dec-2021	0.7176	0.6353	0.5416
14-Dec-2021	0.7104	0.6299	0.5382
15-Dec-2021	0.7114	0.6315	0.5374
16-Dec-2021	0.7160	0.6344	0.5404
17-Dec-2021	0.7167	0.6322	0.5378
20-Dec-2021	0.7109	0.6319	0.5375
21-Dec-2021	0.7113	0.6306	0.5384
22-Dec-2021	0.7133	0.6328	0.5382
23-Dec-2021	0.7210	0.6358	0.5401
24-Dec-2021	0.7232	0.6380	0.5395
29-Dec-2021	0.7233	0.6399	0.5385
30-Dec-2021	0.7258	0.6404	0.5382
31-Dec-2021	0.7256	0.6411	0.5376
04-Jan-2022	0.7211	0.6381	0.5353
05-Jan-2022	0.7232	0.6406	0.5347
06-Jan-2022	0.7177	0.6344	0.5306
07-Jan-2022	0.7162	0.6337	0.5287
10-Jan-2022	0.7193	0.6346	0.5295
11-Jan-2022	0.7186	0.6336	0.5287
12-Jan-2022	0.7218	0.6347	0.5293
13-Jan-2022	0.7291	0.6372	0.5316
14-Jan-2022	0.7283	0.6347	0.5305
17-Jan-2022	0.7207	0.6311	0.5269
18-Jan-2022	0.7195	0.6310	0.5275
19-Jan-2022	0.7188	0.6344	0.5283
20-Jan-2022	0.7238	0.6377	0.5312
21-Jan-2022	0.7192	0.6351	0.5291
24-Jan-2022	0.7180	0.6338	0.5296
25-Jan-2022	0.7133	0.6306	0.5294
27-Jan-2022	0.7082	0.6310	0.5271
28-Jan-2022	0.7028	0.6303	0.5242
31-Jan-2022	0.7011	0.6281	0.5226
01-Feb-2022	0.7066	0.6284	0.5252
02-Feb-2022	0.7134	0.6327	0.5277
03-Feb-2022	0.7120	0.6303	0.5253
04-Feb-2022	0.7150	0.6236	0.5255
07-Feb-2022	0.7092	0.6200	0.5242
08-Feb-2022	0.7121	0.6233	0.5265
09-Feb-2022	0.7167	0.6271	0.5286
10-Feb-2022	0.7175	0.6280	0.5303
11-Feb-2022	0.7120	0.6256	0.5264
14-Feb-2022	0.7118	0.6274	0.5256
15-Feb-2022	0.7127	0.6297	0.5264
16-Feb-2022	0.7155	0.6305	0.5282
17-Feb-2022	0.7172	0.6323	0.5284
18-Feb-2022	0.7206	0.6341	0.5295
21-Feb-2022	0.7215	0.6350	0.5297
22-Feb-2022	0.7202	0.6374	0.5300
23-Feb-2022	0.7235	0.6389	0.5321
24-Feb-2022	0.7198	0.6398	0.5328
25-Feb-2022	0.7198	0.6414	0.5359
28-Feb-2022	0.7182	0.6444	0.5382

	A\$1=USD	A\$1=EUR	A\$1=GBP
Title	AUD/USD Exchange Rate; s	AUD/EUR Exchange Rate	AUD/GBP Exchange Rate
Description	AUD/USD Exchange Rate; s	AUD/EUR Exchange Rate	AUD/GBP Exchange Rate
Frequency	Daily	Daily	Daily
Type	Indicative	Indicative	Indicative
Units	USD	EUR	GBP
Source	<a href="#">WM/Reuters</a>	RBA	RBA
Publication date	09-Aug-2021	09-Aug-2021	09-Aug-2021
Series ID	FXRUSD	FXREUR	FXRUKPS
01-Mar-2022	0.7260	0.6484	0.5413
02-Mar-2022	0.7269	0.6535	0.5460
03-Mar-2022	0.7301	0.6579	0.5447
04-Mar-2022	0.7359	0.6668	0.5515
07-Mar-2022	0.7419	0.6819	0.5614
08-Mar-2022	0.7309	0.6725	0.5569
09-Mar-2022	0.7285	0.6672	0.5553
10-Mar-2022	0.7321	0.6622	0.5558
11-Mar-2022	0.7336	0.6668	0.5606
14-Mar-2022	0.7258	0.6649	0.5573
15-Mar-2022	0.7186	0.6543	0.5510
16-Mar-2022	0.7207	0.6571	0.5523
17-Mar-2022	0.7318	0.6632	0.5562
18-Mar-2022	0.7380	0.6662	0.5610
21-Mar-2022	0.7404	0.6706	0.5629
22-Mar-2022	0.7394	0.6730	0.5629
23-Mar-2022	0.7459	0.6764	0.5617
24-Mar-2022	0.7473	0.6802	0.5665
25-Mar-2022	0.7526	0.6822	0.5692
28-Mar-2022	0.7524	0.6869	0.5723
29-Mar-2022	0.7482	0.6810	0.5715
30-Mar-2022	0.7527	0.6774	0.5745
31-Mar-2022	0.7482	0.6704	0.5704
01-Apr-2022	0.7477	0.6757	0.5694
04-Apr-2022	0.7514	0.6799	0.5724
05-Apr-2022	0.7615	0.6942	0.5800
06-Apr-2022	0.7572	0.6958	0.5797
07-Apr-2022	0.7483	0.6853	0.5718
08-Apr-2022	0.7483	0.6885	0.5724
11-Apr-2022	0.7448	0.6838	0.5720
12-Apr-2022	0.7433	0.6838	0.5707
13-Apr-2022	0.7451	0.6872	0.5723
14-Apr-2022	0.7458	0.6837	0.5679
19-Apr-2022	0.7373	0.6843	0.5673
20-Apr-2022	0.7426	0.6866	0.5700
21-Apr-2022	0.7444	0.6863	0.5703
22-Apr-2022	0.7335	0.6762	0.5631
26-Apr-2022	0.7220	0.6728	0.5660
27-Apr-2022	0.7179	0.6740	0.5700
28-Apr-2022	0.7096	0.6750	0.5667
29-Apr-2022	0.7148	0.6782	0.5710
02-May-2022	0.7043	0.6700	0.5615
03-May-2022	0.7107	0.6763	0.5678
04-May-2022	0.7110	0.6762	0.5698
05-May-2022	0.7241	0.6823	0.5768
06-May-2022	0.7095	0.6743	0.5743
09-May-2022	0.7002	0.6663	0.5701
10-May-2022	0.6975	0.6594	0.5641
11-May-2022	0.6955	0.6595	0.5638
12-May-2022	0.6879	0.6551	0.5635
13-May-2022	0.6898	0.6636	0.5643
16-May-2022	0.6889	0.6623	0.5625
17-May-2022	0.7007	0.6707	0.5675



	A\$1=USD	A\$1=EUR	A\$1=GBP	
Title	AUD/USD Exchange Rate; s	AUD/EUR Exchange Rate	AUD/GBP Exchange Rate	
Description	AUD/USD Exchange Rate; s	AUD/EUR Exchange Rate	AUD/GBP Exchange Rate	
Frequency	Daily	Daily	Daily	
Type	Indicative	Indicative	Indicative	
Units	USD	EUR	GBP	
Source	<a href="#">WM/Reuters</a>	RBA	RBA	
Publication date	09-Aug-2021	09-Aug-2021	09-Aug-2021	
Series ID	FXRUSD	FXREUR	FXRUKPS	
	18-May-2022	0.7034	0.6675	0.5631
	19-May-2022	0.6996	0.6671	0.5658
	20-May-2022	0.7040	0.6647	0.5643
	23-May-2022	0.7112	0.6710	0.5664
	24-May-2022	0.7083	0.6639	0.5634
	25-May-2022	0.7107	0.6637	0.5669
	26-May-2022	0.7066	0.6623	0.5628
	27-May-2022	0.7134	0.6636	0.5644
	30-May-2022	0.7184	0.6681	0.5683
	31-May-2022	0.7187	0.6688	0.5699
	01-Jun-2022	0.7168	0.6693	0.5697
	02-Jun-2022	0.7157	0.6715	0.5734
	03-Jun-2022	0.7257	0.6748	0.5772
	06-Jun-2022	0.7201	0.6712	0.5762
	07-Jun-2022	0.7177	0.6723	0.5766
	08-Jun-2022	0.7202	0.6738	0.5731
	09-Jun-2022	0.7176	0.6695	0.5731
	10-Jun-2022	0.7121	0.6696	0.5693
	14-Jun-2022	0.6966	0.6673	0.5714
	15-Jun-2022	0.6906	0.6599	0.5754
	16-Jun-2022	0.6999	0.6710	0.5765
	17-Jun-2022	0.7012	0.6666	0.5708
	20-Jun-2022	0.6967	0.6616	0.5692
	21-Jun-2022	0.6960	0.6617	0.5677
	22-Jun-2022	0.6917	0.6595	0.5656
	23-Jun-2022	0.6898	0.6526	0.5625
	24-Jun-2022	0.6908	0.6552	0.5627
	27-Jun-2022	0.6930	0.6563	0.5645
	28-Jun-2022	0.6928	0.6554	0.5647
	29-Jun-2022	0.6898	0.6568	0.5658
	30-Jun-2022	0.6889	0.6589	0.5671
	01-Jul-2022	0.6830	0.6528	0.5630
	04-Jul-2022	0.6834	0.6550	0.5647
	05-Jul-2022	0.6873	0.6581	0.5669
	06-Jul-2022	0.6784	0.6620	0.5687
	07-Jul-2022	0.6822	0.6675	0.5710
	08-Jul-2022	0.6824	0.6716	0.5682
	11-Jul-2022	0.6813	0.6718	0.5687
	12-Jul-2022	0.6720	0.6713	0.5668
	13-Jul-2022	0.6771	0.6745	0.5690
	14-Jul-2022	0.6757	0.6745	0.5701
	15-Jul-2022	0.6730	0.6716	0.5695
	18-Jul-2022	0.6802	0.6742	0.5719
	19-Jul-2022	0.6851	0.6751	0.5726
	20-Jul-2022	0.6912	0.6752	0.5749
	21-Jul-2022	0.6910	0.6759	0.5762
	22-Jul-2022	0.6906	0.6780	0.5775
	25-Jul-2022	0.6909	0.6774	0.5771
	26-Jul-2022	0.6961	0.6814	0.5776
	27-Jul-2022	0.6940	0.6840	0.5754
	28-Jul-2022	0.6996	0.6845	0.5745
	29-Jul-2022	0.7007	0.6862	0.5746
	02-Aug-2022	0.6956	0.6774	0.5681

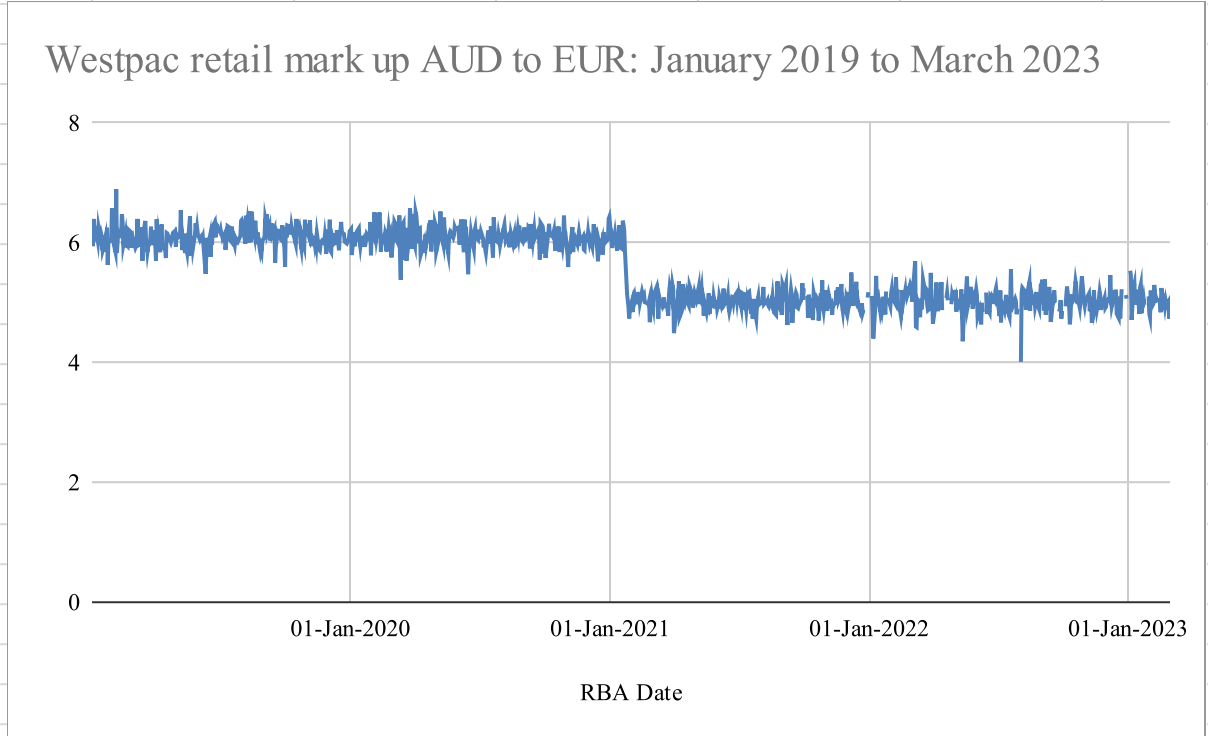
	A\$1=USD	A\$1=EUR	A\$1=GBP	
Title	AUD/USD Exchange Rate; s	AUD/EUR Exchange Rate	AUD/GBP Exchange Rate	
Description	AUD/USD Exchange Rate; s	AUD/EUR Exchange Rate	AUD/GBP Exchange Rate	
Frequency	Daily	Daily	Daily	
Type	Indicative	Indicative	Indicative	
Units	USD	EUR	GBP	
Source	<a href="#">WM/Reuters</a>	RBA	RBA	
Publication date	09-Aug-2021	09-Aug-2021	09-Aug-2021	
Series ID	FXRUSD	FXREUR	FXRUKPS	
	03-Aug-2022	0.6934	0.6814	0.5698
	04-Aug-2022	0.6961	0.6849	0.5732
	05-Aug-2022	0.6968	0.6810	0.5737
	08-Aug-2022	0.6937	0.6811	0.5744
	09-Aug-2022	0.6975	0.6838	0.5768
	10-Aug-2022	0.6956	0.6812	0.5759
	11-Aug-2022	0.7075	0.6881	0.5802
	12-Aug-2022	0.7122	0.6905	0.5836
	15-Aug-2022	0.7083	0.6916	0.5850
	16-Aug-2022	0.7038	0.6924	0.5843
	17-Aug-2022	0.7024	0.6898	0.5794
	18-Aug-2022	0.6927	0.6814	0.5759
	19-Aug-2022	0.6914	0.6857	0.5803
	22-Aug-2022	0.6892	0.6869	0.5828
	23-Aug-2022	0.6877	0.6932	0.5854
	24-Aug-2022	0.6905	0.6945	0.5847
	25-Aug-2022	0.6955	0.6959	0.5879
	26-Aug-2022	0.6957	0.6985	0.5894
	29-Aug-2022	0.6858	0.6912	0.5880
	30-Aug-2022	0.6905	0.6904	0.5898
	31-Aug-2022	0.6902	0.6875	0.5905
	01-Sep-2022	0.6834	0.6822	0.5897
	02-Sep-2022	0.6790	0.6810	0.5880
	05-Sep-2022	0.6785	0.6863	0.5924
	06-Sep-2022	0.6800	0.6829	0.5871
	07-Sep-2022	0.6711	0.6784	0.5846
	08-Sep-2022	0.6741	0.6742	0.5855
	09-Sep-2022	0.6828	0.6782	0.5892
	12-Sep-2022	0.6843	0.6781	0.5885
	13-Sep-2022	0.6874	0.6780	0.5881
	14-Sep-2022	0.6724	0.6735	0.5843
	15-Sep-2022	0.6748	0.6774	0.5862
	16-Sep-2022	0.6702	0.6713	0.5852
	19-Sep-2022	0.6694	0.6707	0.5875
	20-Sep-2022	0.6720	0.6709	0.5882
	21-Sep-2022	0.6667	0.6700	0.5865
	23-Sep-2022	0.6624	0.6739	0.5893
	26-Sep-2022	0.6497	0.6747	0.6148
	27-Sep-2022	0.6501	0.6734	0.6012
	28-Sep-2022	0.6386	0.6681	0.5978
	29-Sep-2022	0.6466	0.6690	0.6000
	30-Sep-2022	0.6502	0.6618	0.5835
	4-Oct-2022	0.6474	0.6585	0.5719
	5-Oct-2022	0.6489	0.6510	0.5676
	6-Oct-2022	0.6535	0.6588	0.5750
	7-Oct-2022	0.6405	0.6541	0.5742
	10-Oct-2022	0.6335	0.6503	0.5717
	11-Oct-2022	0.6250	0.6460	0.5669
	12-Oct-2022	0.6271	0.6455	0.5703
	13-Oct-2022	0.6275	0.6466	0.5658
	14-Oct-2022	0.6327	0.6469	0.5589
	17-Oct-2022	0.6230	0.6398	0.5550
	18-Oct-2022	0.6322	0.6414	0.5551

Title	A\$1=USD	A\$1=EUR	A\$1=GBP	
Description	AUD/USD Exchange Rate; s	AUD/EUR Exchange Rate	AUD/GBP Exchange Rate	
Frequency	Daily	Daily	Daily	
Type	Indicative	Indicative	Indicative	
Units	USD	EUR	GBP	
Source	<a href="#">WM/Reuters</a>	RBA	RBA	
Publication date	09-Aug-2021	09-Aug-2021	09-Aug-2021	
Series ID	FXRUSD	FXREUR	FXRUKPS	
	19-Oct-2022	0.6312	0.6414	0.5573
	20-Oct-2022	0.6254	0.6397	0.5573
	21-Oct-2022	0.6265	0.6412	0.5595
	24-Oct-2022	0.6346	0.6445	0.5592
	25-Oct-2022	0.6325	0.6403	0.5598
	26-Oct-2022	0.6403	0.6432	0.5591
	27-Oct-2022	0.6511	0.6465	0.5601
	28-Oct-2022	0.6469	0.6479	0.5590
	31-Oct-2022	0.6420	0.6446	0.5535
	1-Nov-2022	0.6423	0.6485	0.5582
	2-Nov-2022	0.6412	0.6489	0.5573
	3-Nov-2022	0.6369	0.6476	0.5578
	4-Nov-2022	0.6348	0.6487	0.5650
	7-Nov-2022	0.6430	0.6469	0.5675
	8-Nov-2022	0.6464	0.6459	0.5625
	9-Nov-2022	0.6500	0.6455	0.5631
	10-Nov-2022	0.6419	0.6400	0.5629
	11-Nov-2022	0.6621	0.6495	0.5669
	14-Nov-2022	0.6682	0.6479	0.5680
	15-Nov-2022	0.6696	0.6487	0.5692
	16-Nov-2022	0.6744	0.6518	0.5697
	17-Nov-2022	0.6708	0.6468	0.5643
	18-Nov-2022	0.6704	0.6468	0.5637
	21-Nov-2022	0.6645	0.6463	0.5615
	22-Nov-2022	0.6624	0.6456	0.5587
	23-Nov-2022	0.6639	0.6435	0.5589
	24-Nov-2022	0.6767	0.6477	0.5588
	25-Nov-2022	0.6775	0.6501	0.5589
	28-Nov-2022	0.6693	0.6459	0.5552
	29-Nov-2022	0.6706	0.6452	0.5579
	30-Nov-2022	0.6698	0.6468	0.5588
	1-Dec-2022	0.6809	0.6523	0.5629
	2-Dec-2022	0.6813	0.6476	0.5563
	5-Dec-2022	0.6841	0.6466	0.5543
	6-Dec-2022	0.6731	0.6415	0.5521
	7-Dec-2022	0.6692	0.6396	0.5516
	8-Dec-2022	0.6716	0.6395	0.5511
	9-Dec-2022	0.6792	0.6421	0.5535
	12-Dec-2022	0.6779	0.6446	0.5542
	13-Dec-2022	0.6755	0.6408	0.5506
	14-Dec-2022	0.6837	0.6435	0.5537
	15-Dec-2022	0.6824	0.6408	0.5512
	16-Dec-2022	0.6706	0.6299	0.5490
	19-Dec-2022	0.6713	0.6329	0.5510
	20-Dec-2022	0.6659	0.6278	0.5485
	21-Dec-2022	0.6664	0.6281	0.5477
	22-Dec-2022	0.6761	0.6351	0.5578
	23-Dec-2022	0.6680	0.6298	0.5546
	28-Dec-2022	0.6741	0.6334	0.5606
	29-Dec-2022	0.6751	0.6354	0.5609
	30-Dec-2022	0.6775	0.6359	0.5625
	3-Jan-2023	0.6828	0.6400	0.5656
	4-Jan-2023	0.6809	0.6439	0.5678

Title	A\$1=USD	A\$1=EUR	A\$1=GBP
Description	AUD/USD Exchange Rate; s	AUD/EUR Exchange Rate	AUD/GBP Exchange Rate
Frequency	Daily	Daily	Daily
Type	Indicative	Indicative	Indicative
Units	USD	EUR	GBP
Source	<a href="#">WM/Reuters</a>	RBA	RBA
Publication date	09-Aug-2021	09-Aug-2021	09-Aug-2021
Series ID	FXRUSD	FXREUR	FXRUKPS
5-Jan-2023	0.6815	0.6426	0.5661
6-Jan-2023	0.6769	0.6431	0.5677
9-Jan-2023	0.6929	0.6490	0.5707
10-Jan-2023	0.6904	0.6434	0.5678
11-Jan-2023	0.6911	0.6435	0.5684
12-Jan-2023	0.6923	0.6427	0.5690
13-Jan-2023	0.6955	0.6416	0.5705
16-Jan-2023	0.6988	0.6439	0.5700
17-Jan-2023	0.6973	0.6441	0.5718
18-Jan-2023	0.6994	0.6492	0.5694
19-Jan-2023	0.6904	0.6395	0.5598
20-Jan-2023	0.6918	0.6387	0.5593
23-Jan-2023	0.6983	0.6409	0.5620
24-Jan-2023	0.7033	0.6468	0.5679
25-Jan-2023	0.7102	0.6516	0.5762
27-Jan-2023	0.7107	0.6540	0.5741
30-Jan-2023	0.7092	0.6521	0.5718
31-Jan-2023	0.7037	0.6488	0.5702
1-Feb-2023	0.7068	0.6504	0.5739
2-Feb-2023	0.7150	0.6488	0.5771
3-Feb-2023	0.7062	0.6483	0.5783
6-Feb-2023	0.6943	0.6431	0.5758
7-Feb-2023	0.6931	0.6458	0.5756
8-Feb-2023	0.6964	0.6488	0.5777
9-Feb-2023	0.6954	0.6480	0.5754
10-Feb-2023	0.6923	0.6459	0.5724
13-Feb-2023	0.6908	0.6475	0.5736
14-Feb-2023	0.6975	0.6495	0.5741
15-Feb-2023	0.6937	0.6472	0.5707
16-Feb-2023	0.6922	0.6464	0.5745
17-Feb-2023	0.6843	0.6432	0.5726
20-Feb-2023	0.6892	0.6449	0.5728
21-Feb-2023	0.6896	0.6463	0.5733
22-Feb-2023	0.6839	0.6417	0.5648
23-Feb-2023	0.6830	0.6430	0.5662
24-Feb-2023	0.6814	0.6428	0.5668
27-Feb-2023	0.6711	0.6361	0.5616
28-Feb-2023	0.6730	0.6354	0.5586
1-Mar-2023	0.6750	0.6375	0.5606
2-Mar-2023	0.6746	0.6334	0.5619
3-Mar-2023	0.6744	0.6357	0.5635
6-Mar-2023	0.6756	0.6347	0.5614
7-Mar-2023	0.6713	0.6280	0.5573
8-Mar-2023	0.6591	0.6256	0.5575
9-Mar-2023	0.6610	0.6264	0.5576
10-Mar-2023	0.6599	0.6228	0.5532
13-Mar-2023	0.6665	0.6219	0.5501
14-Mar-2023	0.6649	0.6213	0.5470
15-Mar-2023	0.6692	0.6228	0.5501
16-Mar-2023	0.6637	0.6260	0.5495
17-Mar-2023	0.6714	0.6305	0.5527
20-Mar-2023	0.6683	0.6263	0.5486
21-Mar-2023	0.6691	0.6246	0.5460

	A\$1=USD	A\$1=EUR	A\$1=GBP	
Title	A\$1=USD	A\$1=EUR	A\$1=GBP	
Description	AUD/USD Exchange Rate; s	AUD/EUR Exchange Rate	AUD/GBP Exchange Rate	
Frequency	Daily	Daily	Daily	
Type	Indicative	Indicative	Indicative	
Units	USD	EUR	GBP	
Source	<a href="#">WM/Reuters</a>	RBA	RBA	
Publication date	09-Aug-2021	09-Aug-2021	09-Aug-2021	
Series ID	FXRUSD	FXREUR	FXRUKPS	
	22-Mar-2023	0.6695	0.6216	0.5473
	23-Mar-2023	0.6741	0.6182	0.5470

Country name	Date	Westpac Buy	Westpac Sell	Mid Market Rate	RBA Date	Westpac Percentage cost based on \$1000 transfer
Europe	02/01/2019	0.641	0.5805	0.6134	02-Jan-2019	6.309911966
Europe	03/01/2019	0.641	0.5804	0.6109	03-Jan-2019	5.942707481
Europe	04/01/2019	0.6436	0.5828	0.6164	04-Jan-2019	6.396495782
Europe	07/01/2019	0.6547	0.5929	0.6246	07-Jan-2019	6.024495677
Europe	08/01/2019	0.6525	0.5909	0.6233	08-Jan-2019	6.146157549
Europe	09/01/2019	0.6537	0.5921	0.6243	09-Jan-2019	6.106198943
Europe	10/01/2019	0.6514	0.59	0.6216	10-Jan-2019	6.032818533
Europe	11/01/2019	0.6548	0.5929	0.6262	11-Jan-2019	6.264611945
Europe	14/01/2019	0.6559	0.594	0.6260	14-Jan-2019	6.060702875
Europe	15/01/2019	0.6576	0.5956	0.6282	15-Jan-2019	6.137535817
Europe	16/01/2019	0.6606	0.5982	0.6306	16-Jan-2019	6.086584206
Europe	17/01/2019	0.6596	0.5974	0.6283	17-Jan-2019	5.868852459
Europe	18/01/2019	0.6625	0.6	0.6313	18-Jan-2019	5.908442896
Europe	21/01/2019	0.66	0.5977	0.6301	21-Jan-2019	6.090620536
Europe	22/01/2019	0.6599	0.5976	0.6284	22-Jan-2019	5.852323361
Europe	23/01/2019	0.6565	0.5946	0.6279	23-Jan-2019	6.250358337
Europe	24/01/2019	0.6573	0.5953	0.6245	24-Jan-2019	5.628983187
Europe	25/01/2019	0.6571	0.595	0.6267	25-Jan-2019	6.007659167
Europe	28/01/2019	0.6571	0.595			#DIV/0!
Europe	29/01/2019	0.657	0.595	0.6270	29-Jan-2019	6.052631579
Europe	30/01/2019	0.6553	0.5935	0.6289	30-Jan-2019	6.572587057
Europe	31/01/2019	0.6619	0.5995	0.6318	31-Jan-2019	6.061253561
Europe	01/02/2019	0.6634	0.6008	0.6328	01-Feb-2019	6.006321113
Europe	04/02/2019	0.6633	0.6007	0.6316	04-Feb-2019	5.843413553
Europe	05/02/2019	0.6594	0.5972	0.6350	05-Feb-2019	6.893228346
Europe	06/02/2019	0.6588	0.5967	0.6273	06-Feb-2019	5.829268293
Europe	07/02/2019	0.6553	0.5931	0.6248	07-Feb-2019	6.022887324
Europe	08/02/2019	0.6528	0.5912	0.6239	08-Feb-2019	6.18881231
Europe	11/02/2019	0.656	0.5941	0.6266	11-Feb-2019	6.134854772
Europe	12/02/2019	0.6563	0.5944	0.6271	12-Feb-2019	6.162334556
Europe	13/02/2019	0.6564	0.5945	0.6293	13-Feb-2019	6.474654378
Europe	14/02/2019	0.6592	0.597	0.6311	14-Feb-2019	6.349231501
Europe	15/02/2019	0.6591	0.5969	0.6284	15-Feb-2019	5.962603437
Europe	18/02/2019	0.6616	0.5992	0.6321	18-Feb-2019	6.15282392
Europe	19/02/2019	0.6605	0.5981	0.6296	19-Feb-2019	5.953144854
Europe	20/02/2019	0.6623	0.5998	0.6314	20-Feb-2019	5.954703833
Europe	21/02/2019	0.6619	0.5995	0.6310	21-Feb-2019	5.942155309
Europe	22/02/2019	0.6544	0.5927	0.6257	22-Feb-2019	6.221352086
Europe	25/02/2019	0.6591	0.597	0.6300	25-Feb-2019	6.185714286
Europe	26/02/2019	0.6613	0.599	0.6303	26-Feb-2019	5.916230366
Europe	27/02/2019	0.6613	0.599	0.6314	27-Feb-2019	6.080139373
Europe	28/02/2019	0.6578	0.5957	0.6281	28-Feb-2019	6.106830123
Europe	01/03/2019	0.6536	0.5918	0.6236	01-Mar-2019	6.04842848
Europe	04/03/2019	0.6552	0.5933	0.6243	04-Mar-2019	5.915905815
Europe	05/03/2019	0.6551	0.5933	0.6245	05-Mar-2019	5.946036829
Europe	06/03/2019	0.6531	0.5915	0.6226	06-Mar-2019	5.945229682
Europe	07/03/2019	0.651	0.5896	0.6236	07-Mar-2019	6.397690827



Europe	08/03/2019	0.6568	0.5947	0.6259	08-Mar-2019	5.934973638								
Europe	11/03/2019	0.6556	0.5937	0.6270	11-Mar-2019	6.257894737								
Europe	12/03/2019	0.6589	0.5964	0.6282	12-Mar-2019	6.011461318								
Europe	13/03/2019	0.6545	0.5928	0.6252	13-Mar-2019	6.130518234								
Europe	14/03/2019	0.6564	0.5941	0.6237	14-Mar-2019	5.698412698								
Europe	15/03/2019	0.6553	0.5931	0.6256	15-Mar-2019	6.14306266								
Europe	18/03/2019	0.6554	0.5936	0.6276	18-Mar-2019	6.363288719								
Europe	19/03/2019	0.6565	0.5942	0.6262	19-Mar-2019	6.059086554								
Europe	20/03/2019	0.6543	0.5922	0.6236	20-Mar-2019	5.984926235								
Europe	21/03/2019	0.6566	0.5947	0.6253	21-Mar-2019	5.844714537								
Europe	22/03/2019	0.6556	0.5934	0.6245	22-Mar-2019	5.930184147								
Europe	25/03/2019	0.6566	0.5946	0.6266	25-Mar-2019	6.055857006								
Europe	26/03/2019	0.6586	0.5961	0.6296	26-Mar-2019	6.267630241								
Europe	27/03/2019	0.6616	0.5992	0.6308	27-Mar-2019	5.959416614								
Europe	28/03/2019	0.6603	0.5976	0.6306	28-Mar-2019	6.180780209								
Europe	29/03/2019	0.6607	0.598	0.6310	29-Mar-2019	6.177496038								
Europe	01/04/2019	0.6647	0.602	0.6339	01-Apr-2019	5.982016091								
Europe	02/04/2019	0.6651	0.602	0.6320	02-Apr-2019	5.699367089								
Europe	03/04/2019	0.6614	0.5987	0.6332	03-Apr-2019	6.394030322								
Europe	04/04/2019	0.6635	0.6005	0.6325	04-Apr-2019	6.008695652								
Europe	05/04/2019	0.6648	0.6016	0.6346	05-Apr-2019	6.148124803								
Europe	08/04/2019	0.6634	0.6009	0.6318	08-Apr-2019	5.841880342								
Europe	09/04/2019	0.6633	0.6002	0.6335	09-Apr-2019	6.20394633								
Europe	10/04/2019	0.6631	0.6002	0.6342	10-Apr-2019	6.307473983								
Europe	11/04/2019	0.6666	0.6032	0.6349	11-Apr-2019	5.942983147								
Europe	12/04/2019	0.6636	0.6005	0.6319	12-Apr-2019	5.91944928								
Europe	15/04/2019	0.6654	0.6026	0.6339	15-Apr-2019	5.888310459								
Europe	16/04/2019	0.6652	0.6019	0.6322	16-Apr-2019	5.744859222								
Europe	17/04/2019	0.6668	0.6033	0.6365	17-Apr-2019	6.163864886								
Europe	18/04/2019	0.666	0.6025	0.6356	18-Apr-2019	6.155601007								
Europe	19/04/2019	0.666	0.6025			#DIV/0!								
Europe	22/04/2019	0.666	0.6025			#DIV/0!								
Europe	23/04/2019	0.6646	0.601	0.6330	23-Apr-2019	6.004739336								
Europe	24/04/2019	0.6576	0.5956	0.6276	24-Apr-2019	6.047801147								
Europe	25/04/2019	0.6576	0.5956			#DIV/0!								
Europe	26/04/2019	0.6606	0.5977	0.6306	26-Apr-2019	6.165080875								
Europe	29/04/2019	0.6616	0.5992	0.6324	29-Apr-2019	6.197343454								
Europe	30/04/2019	0.6613	0.5983	0.6297	30-Apr-2019	5.936636494								
Europe	01/05/2019	0.6588	0.5962	0.6288	01-May-2019	6.132633588								
Europe	02/05/2019	0.657	0.5942	0.6265	02-May-2019	6.104070231								
Europe	03/05/2019	0.657	0.5942	0.6264	03-May-2019	6.08908046								
Europe	06/05/2019	0.6539	0.5922	0.6245	06-May-2019	6.120416333								
Europe	07/05/2019	0.6542	0.592	0.6271	07-May-2019	6.541221496								
Europe	08/05/2019	0.6568	0.5943	0.6268	08-May-2019	6.133216337								
Europe	09/05/2019	0.6549	0.5923	0.6230	09-May-2019	5.878491172								
Europe	10/05/2019	0.6534	0.5911	0.6230	10-May-2019	6.06918138								
Europe	13/05/2019	0.6525	0.5909	0.6212	13-May-2019	5.828879588								
Europe	14/05/2019	0.6483	0.5867	0.6189	14-May-2019	6.150751333								





Europe	22/07/2019	0.6579	0.5959	0.6273	22-Jul-2019	5.955523673								
Europe	23/07/2019	0.657	0.5951	0.6273	23-Jul-2019	6.081779053								
Europe	24/07/2019	0.6565	0.5946	0.6266	24-Jul-2019	6.055857006								
Europe	25/07/2019	0.6564	0.594	0.6257	25-Jul-2019	6.015662458								
Europe	26/07/2019	0.6538	0.5915	0.6230	26-Jul-2019	6.005617978								
Europe	29/07/2019	0.6502	0.5889	0.6208	29-Jul-2019	6.087145619								
Europe	30/07/2019	0.649	0.5873	0.6193	30-Jul-2019	6.115452931								
Europe	31/07/2019	0.646	0.5844	0.6179	31-Jul-2019	6.367373361								
Europe	01/08/2019	0.6479	0.5862	0.6199	01-Aug-2019	6.381997096								
Europe	02/08/2019	0.643	0.5817	0.6148	02-Aug-2019	6.330026025								
Europe	05/08/2019	0.6379	0.5777			#DIV/0!								
Europe	06/08/2019	0.6354	0.5754	0.6059	06-Aug-2019	5.983495626								
Europe	07/08/2019	0.6253	0.5663	0.5993	07-Aug-2019	6.45135992								
Europe	08/08/2019	0.6326	0.5723	0.6042	08-Aug-2019	6.226911619								
Europe	09/08/2019	0.6358	0.5754	0.6082	09-Aug-2019	6.339033213								
Europe	12/08/2019	0.6346	0.5747	0.6053	12-Aug-2019	6.004791013								
Europe	13/08/2019	0.6308	0.5706	0.6043	13-Aug-2019	6.520933311								
Europe	14/08/2019	0.6378	0.5771	0.6079	14-Aug-2019	6.015956572								
Europe	15/08/2019	0.6349	0.5745	0.6084	15-Aug-2019	6.516272189								
Europe	16/08/2019	0.6393	0.5784	0.6114	16-Aug-2019	6.343473994								
Europe	19/08/2019	0.6403	0.5799	0.6116	19-Aug-2019	6.131294964								
Europe	20/08/2019	0.64	0.5792	0.6124	20-Aug-2019	6.36708034								
Europe	21/08/2019	0.6398	0.5791	0.6111	21-Aug-2019	6.184094256								
Europe	22/08/2019	0.6412	0.5802	0.6109	22-Aug-2019	5.975118677								
Europe	23/08/2019	0.6393	0.5785	0.6104	23-Aug-2019	6.173820446								
Europe	26/08/2019	0.6341	0.5743	0.6043	26-Aug-2019	5.914777428								
Europe	27/08/2019	0.6397	0.5789	0.6087	27-Aug-2019	5.846722523								
Europe	28/08/2019	0.6381	0.5774	0.6076	28-Aug-2019	5.920671494								
Europe	29/08/2019	0.6374	0.5767	0.6065	29-Aug-2019	5.86430338								
Europe	30/08/2019	0.6379	0.5772	0.6081	30-Aug-2019	6.030587074								
Europe	02/09/2019	0.6413	0.5809	0.6124	02-Sep-2019	6.092259961								
Europe	03/09/2019	0.6408	0.5803	0.6138	03-Sep-2019	6.403225806								
Europe	04/09/2019	0.6453	0.584	0.6173	04-Sep-2019	6.340515147								
Europe	05/09/2019	0.6456	0.584	0.6182	05-Sep-2019	6.476868327								
Europe	06/09/2019	0.6474	0.5856	0.6178	06-Sep-2019	6.159922305								
Europe	09/09/2019	0.6504	0.589	0.6222	09-Sep-2019	6.282545805								
Europe	10/09/2019	0.6511	0.5893	0.6209	10-Sep-2019	6.038492511								
Europe	11/09/2019	0.6512	0.5894	0.6222	11-Sep-2019	6.218900675								
Europe	12/09/2019	0.6536	0.5912	0.6248	12-Sep-2019	6.323943662								
Europe	13/09/2019	0.6506	0.5886	0.6208	13-Sep-2019	6.134987113								
Europe	16/09/2019	0.6495	0.5883	0.6211	16-Sep-2019	6.228143616								
Europe	17/09/2019	0.6544	0.5919	0.6212	17-Sep-2019	5.669510625								
Europe	18/09/2019	0.6501	0.5881	0.6190	18-Sep-2019	5.942003231								
Europe	19/09/2019	0.6448	0.5838	0.6150	19-Sep-2019	6.022439024								
Europe	20/09/2019	0.6437	0.583	0.6152	20-Sep-2019	6.181729519								
Europe	23/09/2019	0.6439	0.583	0.6148	23-Sep-2019	6.120689655								
Europe	24/09/2019	0.646	0.5845	0.6171	24-Sep-2019	6.229946524								
Europe	25/09/2019	0.6469	0.5852	0.6167	25-Sep-2019	6.056753689								

Europe	26/09/2019	0.647	0.5849	0.6163	26-Sep-2019	6.043972092							
Europe	27/09/2019	0.648	0.5861	0.6192	27-Sep-2019	6.292151163							
Europe	30/09/2019	0.6478	0.5865	0.6171	30-Sep-2019	5.909090909							
Europe	01/10/2019	0.6493	0.5874	0.6160	01-Oct-2019	5.596428571							
Europe	02/10/2019	0.6429	0.5814	0.6140	02-Oct-2019	6.256351792							
Europe	03/10/2019	0.642	0.5815	0.6130	03-Oct-2019	6.087275693							
Europe	04/10/2019	0.6445	0.5829	0.6158	04-Oct-2019	6.289217278							
Europe	07/10/2019	0.6445	0.5836			#DIV/0!							
Europe	08/10/2019	0.643	0.582	0.6147	08-Oct-2019	6.266471449							
Europe	09/10/2019	0.6437	0.5826	0.6145	09-Oct-2019	6.139300244							
Europe	10/10/2019	0.6424	0.5814	0.6141	10-Oct-2019	6.271617							
Europe	11/10/2019	0.644	0.5828	0.6151	11-Oct-2019	6.198666883							
Europe	14/10/2019	0.6446	0.5837	0.6153	14-Oct-2019	6.084349098							
Europe	15/10/2019	0.6442	0.583	0.6142	15-Oct-2019	6.028980788							
Europe	16/10/2019	0.6402	0.5797	0.6104	16-Oct-2019	5.979193971							
Europe	17/10/2019	0.6399	0.5792	0.6126	17-Oct-2019	6.397649363							
Europe	18/10/2019	0.6432	0.5822	0.6142	18-Oct-2019	6.157929013							
Europe	21/10/2019	0.6428	0.5821	0.6148	21-Oct-2019	6.265614834							
Europe	22/10/2019	0.6455	0.5843	0.6165	22-Oct-2019	6.17080292							
Europe	23/10/2019	0.6458	0.5844	0.6153	23-Oct-2019	5.971721112							
Europe	24/10/2019	0.6454	0.5841	0.6145	24-Oct-2019	5.897640358							
Europe	25/10/2019	0.6435	0.5825	0.6141	25-Oct-2019	6.094284319							
Europe	28/10/2019	0.645	0.5841	0.6148	28-Oct-2019	5.943558881							
Europe	29/10/2019	0.6455	0.5843	0.6179	29-Oct-2019	6.383395371							
Europe	30/10/2019	0.6467	0.5857	0.6179	30-Oct-2019	6.159087231							
Europe	31/10/2019	0.6486	0.587	0.6203	31-Oct-2019	6.314686442							
Europe	01/11/2019	0.6477	0.5861	0.6185	01-Nov-2019	6.186095392							
Europe	04/11/2019	0.6489	0.5878	0.6196	04-Nov-2019	6.081020013							
Europe	05/11/2019	0.648	0.5869	0.6206	05-Nov-2019	6.375926523							
Europe	06/11/2019	0.6525	0.591	0.6230	06-Nov-2019	6.085072231							
Europe	07/11/2019	0.6514	0.5899	0.6209	07-Nov-2019	5.942824932							
Europe	08/11/2019	0.6523	0.5907	0.6228	08-Nov-2019	6.102601156							
Europe	11/11/2019	0.6532	0.5899	0.6216	11-Nov-2019	6.048745174							
Europe	12/11/2019	0.6507	0.5894	0.6205	12-Nov-2019	5.961966156							
Europe	13/11/2019	0.6511	0.5896	0.6212	13-Nov-2019	6.03605924							
Europe	14/11/2019	0.6482	0.587	0.6179	14-Nov-2019	5.950801101							
Europe	15/11/2019	0.6452	0.5843	0.6163	15-Nov-2019	6.140353724							
Europe	18/11/2019	0.6464	0.5854	0.6158	18-Nov-2019	5.887301072							
Europe	19/11/2019	0.6444	0.5836	0.6138	19-Nov-2019	5.870967742							
Europe	20/11/2019	0.6456	0.5847	0.6156	20-Nov-2019	5.969298246							
Europe	21/11/2019	0.6433	0.5826	0.6137	21-Nov-2019	6.016946391							
Europe	22/11/2019	0.643	0.5823	0.6135	22-Nov-2019	6.034718826							
Europe	25/11/2019	0.6463	0.5853	0.6164	25-Nov-2019	5.994970798							
Europe	26/11/2019	0.6448	0.584	0.6158	26-Nov-2019	6.112374147							
Europe	27/11/2019	0.6452	0.5843	0.6154	27-Nov-2019	6.003087423							
Europe	28/11/2019	0.6453	0.5845	0.6144	28-Nov-2019	5.817871094							
Europe	29/11/2019	0.6441	0.5833	0.6155	29-Nov-2019	6.179203899							
Europe	02/12/2019	0.6436	0.5828	0.6148	02-Dec-2019	6.15289525							











Europe	03/11/2020	0.6354	0.5754	0.6034	03-Nov-2020	5.593967517							
Europe	04/11/2020	0.6397	0.5793	0.6096	04-Nov-2020	5.920767717							
Europe	05/11/2020	0.6413	0.5808	0.6105	05-Nov-2020	5.816216216							
Europe	06/11/2020	0.6444	0.5836	0.6144	06-Nov-2020	5.962890625							
Europe	09/11/2020	0.6413	0.5808	0.6134	09-Nov-2020	6.261493316							
Europe	10/11/2020	0.6461	0.5851	0.6152	10-Nov-2020	5.843790637							
Europe	11/11/2020	0.648	0.5869	0.6181	11-Nov-2020	5.997249636							
Europe	12/11/2020	0.6474	0.5863	0.6177	12-Nov-2020	6.032540068							
Europe	13/11/2020	0.6416	0.5811	0.6125	13-Nov-2020	6.075265306							
Europe	16/11/2020	0.6451	0.5842	0.6151	16-Nov-2020	5.973337669							
Europe	17/11/2020	0.6467	0.5858	0.6174	17-Nov-2020	6.067055394							
Europe	18/11/2020	0.6447	0.5839	0.6146	18-Nov-2020	5.945167589							
Europe	19/11/2020	0.6448	0.584	0.6158	19-Nov-2020	6.112374147							
Europe	20/11/2020	0.6433	0.5826	0.6138	20-Nov-2020	6.032258065							
Europe	23/11/2020	0.6452	0.5843	0.6159	23-Nov-2020	6.079396006							
Europe	24/11/2020	0.6464	0.5855	0.6173	24-Nov-2020	6.099951401							
Europe	25/11/2020	0.6486	0.5874	0.6179	25-Nov-2020	5.88671306							
Europe	26/11/2020	0.648	0.587	0.6174	26-Nov-2020	5.874635569							
Europe	27/11/2020	0.6477	0.5866	0.6185	27-Nov-2020	6.106063056							
Europe	30/11/2020	0.6472	0.5861	0.6177	30-Nov-2020	6.064594463							
Europe	01/12/2020	0.6449	0.584	0.6162	01-Dec-2020	6.173320351							
Europe	02/12/2020	0.64	0.5795	0.6108	02-Dec-2020	6.073182711							
Europe	03/12/2020	0.6411	0.5805	0.6114	03-Dec-2020	6.00343474							
Europe	04/12/2020	0.6409	0.5805	0.6118	04-Dec-2020	6.064890487							
Europe	07/12/2020	0.6425	0.5819	0.6124	07-Dec-2020	5.930600914							
Europe	08/12/2020	0.6419	0.5814	0.6130	08-Dec-2020	6.103425775							
Europe	09/12/2020	0.6413	0.5807	0.6136	09-Dec-2020	6.308181226							
Europe	10/12/2020	0.6471	0.5861	0.6180	10-Dec-2020	6.110194175							
Europe	11/12/2020	0.6503	0.589	0.6220	11-Dec-2020	6.252411576							
Europe	14/12/2020	0.6523	0.5908	0.6214	14-Dec-2020	5.875120695							
Europe	15/12/2020	0.6504	0.5891	0.6184	15-Dec-2020	5.690653299							
Europe	16/12/2020	0.6516	0.5902	0.6218	16-Dec-2020	6.031199743							
Europe	17/12/2020	0.6507	0.5894	0.6206	17-Dec-2020	5.977118917							
Europe	18/12/2020	0.651	0.5896	0.6204	18-Dec-2020	5.914893617							
Europe	21/12/2020	0.6506	0.5892	0.6209	21-Dec-2020	6.054437107							
Europe	22/12/2020	0.6494	0.5882	0.6182	22-Dec-2020	5.804270463							
Europe	23/12/2020	0.6483	0.5872	0.6196	23-Dec-2020	6.176888315							
Europe	24/12/2020	0.6514	0.5899	0.6212	24-Dec-2020	5.988248551							
Europe	25/12/2020	0.6515	0.5901			#DIV/0!							
Europe	28/12/2020	0.6515	0.5901			#DIV/0!							
Europe	29/12/2020	0.6504	0.5889	0.6206	29-Dec-2020	6.056880438							
Europe	30/12/2020	0.6508	0.5893	0.6233	30-Dec-2020	6.400288785							
Europe	31/12/2020	0.6545	0.5925	0.6269	31-Dec-2020	6.432445366							
Europe	01/01/2021	0.6545	0.5925			#DIV/0!							
Europe	04/01/2021	0.6603	0.5977	0.6289	04-Jan-2021	5.91143266							
Europe	05/01/2021	0.6571	0.5952	0.6276	05-Jan-2021	6.110898662							
Europe	06/01/2021	0.6618	0.5994	0.6318	06-Jan-2021	6.076923077							
Europe	07/01/2021	0.6625	0.6001	0.6325	07-Jan-2021	6.071304348							



Europe	08/01/2021	0.6632	0.6006	0.6336	08-Jan-2021	6.15625								
Europe	11/01/2021	0.6637	0.6011	0.6322	11-Jan-2021	5.870136033								
Europe	12/01/2021	0.6637	0.6011	0.6333	12-Jan-2021	6.033633349								
Europe	13/01/2021	0.6672	0.6042	0.6358	13-Jan-2021	5.920415225								
Europe	14/01/2021	0.6667	0.6038	0.6379	14-Jan-2021	6.29220881								
Europe	15/01/2021	0.6707	0.6075	0.6393	15-Jan-2021	5.924448616								
Europe	18/01/2021	0.6681	0.6052	0.6367	18-Jan-2021	5.897911104								
Europe	19/01/2021	0.6665	0.6035	0.6381	19-Jan-2021	6.368124118								
Europe	20/01/2021	0.6647	0.602	0.6360	20-Jan-2021	6.29245283								
Europe	21/01/2021	0.6704	0.607	0.6406	21-Jan-2021	6.192631908								
Europe	22/01/2021	0.6682	0.6051	0.6363	22-Jan-2021	5.854314003								
Europe	25/01/2021	0.6604	0.6089	0.6355	25-Jan-2021	5.143823761								
Europe	26/01/2021	0.6604	0.6089			#DIV/0!								
Europe	27/01/2021	0.6629	0.6111	0.6363	27-Jan-2021	4.920792079								
Europe	28/01/2021	0.6583	0.6069	0.6307	28-Jan-2021	4.735849057								
Europe	29/01/2021	0.6582	0.6069	0.6318	29-Jan-2021	4.901709402								
Europe	01/02/2021	0.6563	0.6052	0.6309	01-Feb-2021	5.032810271								
Europe	02/02/2021	0.6582	0.6068	0.6313	02-Feb-2021	4.842071915								
Europe	03/02/2021	0.6573	0.606	0.6322	03-Feb-2021	5.102815565								
Europe	04/02/2021	0.6593	0.6078	0.6343	04-Feb-2021	5.136055494								
Europe	05/02/2021	0.6609	0.6092	0.6350	05-Feb-2021	5.022362205								
Europe	08/02/2021	0.6626	0.6109	0.6376	08-Feb-2021	5.145702635								
Europe	09/02/2021	0.665	0.613	0.6398	09-Feb-2021	5.146920913								
Europe	10/02/2021	0.6644	0.6125	0.6381	10-Feb-2021	4.971791255								
Europe	11/02/2021	0.6631	0.6113	0.6381	11-Feb-2021	5.15796897								
Europe	12/02/2021	0.6649	0.6131	0.6389	12-Feb-2021	4.997808734								
Europe	15/02/2021	0.6662	0.6143	0.6414	15-Feb-2021	5.182881197								
Europe	16/02/2021	0.6677	0.6154	0.6422	16-Feb-2021	5.131423233								
Europe	17/02/2021	0.6667	0.6146	0.6411	17-Feb-2021	5.092185307								
Europe	18/02/2021	0.6698	0.6174	0.6442	18-Feb-2021	5.118596709								
Europe	19/02/2021	0.6687	0.6165	0.6425	19-Feb-2021	5.006225681								
Europe	22/02/2021	0.6763	0.6236	0.6498	22-Feb-2021	4.991689751								
Europe	23/02/2021	0.6776	0.6247	0.6509	23-Feb-2021	4.984943924								
Europe	24/02/2021	0.6782	0.6252	0.6513	24-Feb-2021	4.967296177								
Europe	25/02/2021	0.6811	0.6279	0.6545	25-Feb-2021	5.023529412								
Europe	26/02/2021	0.6727	0.6202	0.6441	26-Feb-2021	4.673497904								
Europe	01/03/2021	0.6668	0.6148	0.6413	01-Mar-2021	5.090909091								
Europe	02/03/2021	0.6714	0.619	0.6451	02-Mar-2021	5.005425515								
Europe	03/03/2021	0.674	0.6213	0.6470	03-Mar-2021	4.932457496								
Europe	04/03/2021	0.6718	0.6193	0.6465	04-Mar-2021	5.165197216								
Europe	05/03/2021	0.6699	0.6176	0.6448	05-Mar-2021	5.17617866								
Europe	08/03/2021	0.6713	0.619	0.6469	08-Mar-2021	5.269748029								
Europe	09/03/2021	0.6714	0.619	0.6462	09-Mar-2021	5.167130919								
Europe	10/03/2021	0.6753	0.6225	0.6469	10-Mar-2021	4.734116556								
Europe	11/03/2021	0.6752	0.6225	0.6495	11-Mar-2021	5.115473441								
Europe	12/03/2021	0.6766	0.6239	0.6506	12-Mar-2021	5.062865048								
Europe	15/03/2021	0.6755	0.6228	0.6488	15-Mar-2021	4.967324291								
Europe	16/03/2021	0.6769	0.6236	0.6494	16-Mar-2021	4.933169079								



Europe	24/05/2021	0.6601	0.6086	0.6349	24-May-2021	5.100960781							
Europe	25/05/2021	0.661	0.6089	0.6342	25-May-2021	4.949385052							
Europe	26/05/2021	0.6616	0.61	0.6353	26-May-2021	4.942546828							
Europe	27/05/2021	0.6611	0.609	0.6353	27-May-2021	5.098378719							
Europe	28/05/2021	0.6609	0.6088	0.6346	28-May-2021	5.024897573							
Europe	31/05/2021	0.6592	0.6078	0.6335	31-May-2021	5.016258879							
Europe	01/06/2021	0.6601	0.6086	0.6335	01-Jun-2021	4.891239148							
Europe	02/06/2021	0.6605	0.6085	0.6337	02-Jun-2021	4.936878649							
Europe	03/06/2021	0.6609	0.6089	0.6341	03-Jun-2021	4.934395206							
Europe	04/06/2021	0.6576	0.6059	0.6321	04-Jun-2021	5.103464642							
Europe	07/06/2021	0.6624	0.6107	0.6361	07-Jun-2021	4.95315202							
Europe	08/06/2021	0.6623	0.6101	0.6358	08-Jun-2021	5.001730104							
Europe	09/06/2021	0.6618	0.6095	0.6356	09-Jun-2021	5.065292637							
Europe	10/06/2021	0.6608	0.6088	0.6360	10-Jun-2021	5.233962264							
Europe	11/06/2021	0.6631	0.6107	0.6362	11-Jun-2021	4.968091795							
Europe	14/06/2021	0.6623	0.6106			#DIV/0!							
Europe	15/06/2021	0.6625	0.6103	0.6363	15-Jun-2021	5.045261669							
Europe	16/06/2021	0.66	0.6079	0.6343	16-Jun-2021	5.120447738							
Europe	17/06/2021	0.6624	0.6107	0.6359	17-Jun-2021	4.923258374							
Europe	18/06/2021	0.6608	0.6085	0.6331	18-Jun-2021	4.846785658							
Europe	21/06/2021	0.6576	0.6063	0.6320	21-Jun-2021	5.025791139							
Europe	22/06/2021	0.6565	0.6053	0.6314	22-Jun-2021	5.092334495							
Europe	23/06/2021	0.6584	0.6065	0.6326	23-Jun-2021	5.084571609							
Europe	24/06/2021	0.6613	0.6091	0.6348	24-Jun-2021	5.008034026							
Europe	25/06/2021	0.6618	0.6097	0.6360	25-Jun-2021	5.093867925							
Europe	28/06/2021	0.6614	0.6098	0.6365	28-Jun-2021	5.152867243							
Europe	29/06/2021	0.6608	0.6085	0.6344	29-Jun-2021	5.041771753							
Europe	30/06/2021	0.6573	0.6055	0.6320	30-Jun-2021	5.151107595							
Europe	01/07/2021	0.6585	0.6066	0.6319	01-Jul-2021	4.963760089							
Europe	02/07/2021	0.6564	0.6043	0.6305	02-Jul-2021	5.113877875							
Europe	05/07/2021	0.6602	0.6087	0.6338	05-Jul-2021	4.920637425							
Europe	06/07/2021	0.6625	0.6109	0.6377	06-Jul-2021	5.160577074							
Europe	07/07/2021	0.66	0.6077	0.6343	07-Jul-2021	5.151663251							
Europe	08/07/2021	0.6585	0.6071	0.6319	08-Jul-2021	4.885424909							
Europe	09/07/2021	0.6531	0.6011	0.6275	09-Jul-2021	5.165099602							
Europe	12/07/2021	0.6563	0.6051	0.6297	12-Jul-2021	4.867555979							
Europe	13/07/2021	0.6573	0.606	0.6315	13-Jul-2021	4.997624703							
Europe	14/07/2021	0.6591	0.6077	0.6327	14-Jul-2021	4.911806543							
Europe	15/07/2021	0.6561	0.6049	0.6315	15-Jul-2021	5.170071259							
Europe	16/07/2021	0.6543	0.6033	0.6299	16-Jul-2021	5.180663597							
Europe	19/07/2021	0.6523	0.6014	0.6255	19-Jul-2021	4.814388489							
Europe	20/07/2021	0.6481	0.5967	0.6215	20-Jul-2021	4.950442478							
Europe	21/07/2021	0.648	0.5968	0.6202	21-Jul-2021	4.735246695							
Europe	22/07/2021	0.6497	0.5982	0.6238	22-Jul-2021	5.062840654							
Europe	23/07/2021	0.6534	0.6012	0.6260	23-Jul-2021	4.922044728							
Europe	26/07/2021	0.6513	0.6005	0.6240	26-Jul-2021	4.728365385							
Europe	27/07/2021	0.6513	0.5999	0.6247	27-Jul-2021	4.930206499							
Europe	28/07/2021	0.6487	0.5975	0.6229	28-Jul-2021	5.036924065							



Europe	05/10/2021	0.6514	0.6006	0.6266	05-Oct-2021	#DIV/0!							
Europe	06/10/2021	0.6544	0.603	0.6267	06-Oct-2021	5.107883817							
Europe	07/10/2021	0.6552	0.6038	0.6301	07-Oct-2021	4.743896601							
Europe	08/10/2021	0.6589	0.6071	0.6319	08-Oct-2021	5.132201238							
Europe	11/10/2021	0.6587	0.6073	0.6324	11-Oct-2021	4.885424909							
Europe	12/10/2021	0.6618	0.6098	0.6359	12-Oct-2021	4.929316888							
Europe	13/10/2021	0.6636	0.6115	0.6353	13-Oct-2021	5.063374744							
Europe	14/10/2021	0.6626	0.6106	0.6374	14-Oct-2021	4.708798993							
Europe	15/10/2021	0.6657	0.6135	0.6393	15-Oct-2021	5.1625353							
Europe	18/10/2021	0.6656	0.6137	0.6393	18-Oct-2021	4.995307367							
Europe	19/10/2021	0.6659	0.6139	0.6402	19-Oct-2021	4.964335992							
Europe	20/10/2021	0.6696	0.6173	0.6436	20-Oct-2021	5.067010309							
Europe	21/10/2021	0.6728	0.6203	0.6444	21-Oct-2021	5.045525171							
Europe	22/10/2021	0.6686	0.6161	0.6431	22-Oct-2021	4.702513966							
Europe	25/10/2021	0.6679	0.6159	0.6421	25-Oct-2021	5.156429793							
Europe	26/10/2021	0.6714	0.619	0.6476	26-Oct-2021	5.039557701							
Europe	27/10/2021	0.6754	0.6227	0.6486	27-Oct-2021	5.372143298							
Europe	28/10/2021	0.6746	0.6217	0.6470	28-Oct-2021	4.953283996							
Europe	29/10/2021	0.6722	0.6194	0.6469	29-Oct-2021	4.871251932							
Europe	01/11/2021	0.6761	0.6232	0.6497	01-Nov-2021	5.208533004							
Europe	02/11/2021	0.675	0.6209	0.6461	02-Nov-2021	5.038017547							
Europe	03/11/2021	0.6679	0.6154	0.6418	03-Nov-2021	4.861321777							
Europe	04/11/2021	0.6681	0.6157	0.6426	04-Nov-2021	5.072296666							
Europe	05/11/2021	0.6666	0.6143	0.6400	05-Nov-2021	5.144257703							
Europe	08/11/2021	0.666	0.6141	0.6399	08-Nov-2021	4.97546875							
Europe	09/11/2021	0.6665	0.6145	0.6390	09-Nov-2021	4.991561181							
Europe	10/11/2021	0.6623	0.6106	0.6360	10-Nov-2021	4.795774648							
Europe	11/11/2021	0.6625	0.6108	0.6362	11-Nov-2021	4.953773585							
Europe	12/11/2021	0.6629	0.6111	0.6369	12-Nov-2021	4.952530651							
Europe	15/11/2021	0.6657	0.6138	0.6410	15-Nov-2021	5.010362694							
Europe	16/11/2021	0.6727	0.6202	0.6461	16-Nov-2021	5.200936037							
Europe	17/11/2021	0.6693	0.6171	0.6448	17-Nov-2021	4.968580715							
Europe	18/11/2021	0.6682	0.616	0.6422	18-Nov-2021	5.25294665							
Europe	19/11/2021	0.666	0.614	0.6408	19-Nov-2021	5.038928683							
Europe	22/11/2021	0.6672	0.6151	0.6431	22-Nov-2021	5.140449438							
Europe	23/11/2021	0.6694	0.6171	0.6427	23-Nov-2021	5.310371637							
Europe	24/11/2021	0.6684	0.6162	0.6412	24-Nov-2021	4.943363933							
Europe	25/11/2021	0.6685	0.6164	0.6425	25-Nov-2021	4.859950094							
Europe	26/11/2021	0.6633	0.6115	0.6365	26-Nov-2021	5.021634241							
Europe	29/11/2021	0.6586	0.6072	0.6333	29-Nov-2021	4.888452474							
Europe	30/11/2021	0.6578	0.6065	0.6323	30-Nov-2021	5.080056845							
Europe	01/12/2021	0.6572	0.6059	0.6326	01-Dec-2021	5.039538194							
Europe	02/12/2021	0.6531	0.6021	0.6269	02-Dec-2021	5.178469807							
Europe	03/12/2021	0.651	0.6002	0.6264	03-Dec-2021	4.916414101							
Europe	06/12/2021	0.6443	0.594	0.6223	06-Dec-2021	5.140804598							
Europe	07/12/2021	0.6504	0.5993	0.6264	07-Dec-2021	5.502169372							
Europe	08/12/2021	0.6579	0.6065	0.6317	08-Dec-2021	5.283045977							
Europe	09/12/2021	0.658	0.6067	0.6329	09-Dec-2021	4.949343043							

Europe	10/12/2021	0.6586	0.6072		0.6329	10-Dec-2021	5.098277769								
Europe	13/12/2021	0.6588	0.6074		0.6353	13-Dec-2021	5.020066361								
Europe	14/12/2021	0.6559	0.6047		0.6299	14-Dec-2021	5.347709743								
Europe	15/12/2021	0.657	0.6057		0.6315	15-Dec-2021	4.960628671								
Europe	16/12/2021	0.6605	0.609		0.6344	16-Dec-2021	5.044655582								
Europe	17/12/2021	0.6591	0.6077		0.6322	17-Dec-2021	4.963745271								
Europe	20/12/2021	0.6586	0.6072		0.6319	20-Dec-2021	4.836602341								
Europe	21/12/2021	0.6564	0.6052		0.6306	21-Dec-2021	4.869757873								
Europe	22/12/2021	0.6598	0.6083		0.6328	22-Dec-2021	4.987630828								
Europe	23/12/2021	0.6627	0.6109		0.6358	23-Dec-2021	4.832964602								
Europe	24/12/2021	0.6656	0.6136		0.6380	24-Dec-2021	4.87716263								
Europe	27/12/2021	0.6656	0.6136				4.786206897								
Europe	28/12/2021	0.6656	0.6136				#DIV/0!								
Europe	29/12/2021	0.6656	0.6135		0.6399	29-Dec-2021	#DIV/0!								
Europe	30/12/2021	0.6654	0.6134		0.6404	30-Dec-2021	5.084388186								
Europe	31/12/2021	0.6668	0.6145		0.6411	31-Dec-2021	5.173953779								
Europe	03/01/2022	0.6668	0.6145				5.107627515								
Europe	04/01/2022	0.6634	0.6116		0.6381	04-Jan-2022	#DIV/0!								
Europe	05/01/2022	0.6678	0.6157		0.6406	05-Jan-2022	5.111424542								
Europe	06/01/2022	0.6644	0.6126		0.6344	06-Jan-2022	4.848111146								
Europe	07/01/2022	0.6599	0.6084		0.6337	07-Jan-2022	4.401954603								
Europe	10/01/2022	0.6574	0.6061		0.6346	10-Jan-2022	4.952501184								
Europe	11/01/2022	0.6592	0.6076		0.6336	11-Jan-2022	5.446107784								
Europe	12/01/2022	0.6601	0.6086		0.6347	12-Jan-2022	5.0625								
Europe	13/01/2022	0.6625	0.6108		0.6372	13-Jan-2022	5.071057192								
Europe	14/01/2022	0.6617	0.6101		0.6347	14-Jan-2022	5.101694915								
Europe	17/01/2022	0.6576	0.6062		0.6311	17-Jan-2022	4.837088388								
Europe	18/01/2022	0.6579	0.6065		0.6310	18-Jan-2022	4.906037078								
Europe	19/01/2022	0.6608	0.6092		0.6344	19-Jan-2022	4.843898574								
Europe	20/01/2022	0.6631	0.6113		0.6377	20-Jan-2022	4.932534678								
Europe	21/01/2022	0.6624	0.6107		0.6351	21-Jan-2022	5.098478909								
Europe	24/01/2022	0.6584	0.607		0.6338	24-Jan-2022	4.803495513								
Europe	25/01/2022	0.6562	0.605		0.6306	25-Jan-2022	5.186178605								
Europe	26/01/2022	0.6562	0.605				5.019029496								
Europe	27/01/2022	0.6562	0.605		0.6310	27-Jan-2022	#DIV/0!								
Europe	28/01/2022	0.657	0.6052		0.6303	28-Jan-2022	5.079239303								
Europe	31/01/2022	0.6527	0.6018		0.6281	31-Jan-2022	4.942408377								
Europe	01/02/2022	0.6525	0.6016		0.6284	01-Feb-2022	5.145359019								
Europe	02/02/2022	0.658	0.6067		0.6327	02-Feb-2022	5.222151496								
Europe	03/02/2022	0.6557	0.6045		0.6303	03-Feb-2022	5.068278805								
Europe	04/02/2022	0.6491	0.5985		0.6236	04-Feb-2022	5.052356021								
Europe	07/02/2022	0.6425	0.5923		0.6200	07-Feb-2022	4.984765876								
Europe	08/02/2022	0.6483	0.5977		0.6233	08-Feb-2022	5.423064516								
Europe	09/02/2022	0.6512	0.6004		0.6271	09-Feb-2022	5.066099791								
Europe	10/02/2022	0.6542	0.6031		0.6280	10-Feb-2022	5.215117206								
Europe	11/02/2022	0.6523	0.6013		0.6256	11-Feb-2022	4.925318471								
Europe	14/02/2022	0.6546	0.6035		0.6274	14-Feb-2022	4.845428389								
Europe	15/02/2022	0.6562	0.605		0.6297	15-Feb-2022	4.771278291								

Europe	16/02/2022	0.6548	0.6037		0.6305	16-Feb-2022	4.883277751							
Europe	17/02/2022	0.6582	0.6068		0.6323	17-Feb-2022	5.208088818							
Europe	18/02/2022	0.6586	0.6072		0.6341	18-Feb-2022	4.99256682							
Europe	21/02/2022	0.6606	0.609		0.6350	21-Feb-2022	5.199810755							
Europe	22/02/2022	0.6616	0.6099		0.6374	22-Feb-2022	5.053543307							
Europe	23/02/2022	0.6641	0.6123		0.6389	23-Feb-2022	5.271258237							
Europe	24/02/2022	0.6647	0.6129		0.6398	24-Feb-2022	5.121771795							
Europe	25/02/2022	0.6654	0.6135		0.6414	25-Feb-2022	5.162394498							
Europe	28/02/2022	0.6688	0.6166		0.6444	28-Feb-2022	5.306361085							
Europe	01/03/2022	0.6738	0.6213		0.6484	01-Mar-2022	5.270949721							
Europe	02/03/2022	0.6801	0.627		0.6535	02-Mar-2022	5.137723627							
Europe	03/03/2022	0.6831	0.6298		0.6579	03-Mar-2022	5.014537108							
Europe	04/03/2022	0.6889	0.6352		0.6668	04-Mar-2022	5.228454172							
Europe	07/03/2022	0.7127	0.6571		0.6819	07-Mar-2022	5.691661668							
Europe	08/03/2022	0.7029	0.6481		0.6725	08-Mar-2022	4.600527937							
Europe	09/03/2022	0.6941	0.6399		0.6672	09-Mar-2022	4.59197026							
Europe	10/03/2022	0.6891	0.6353		0.6622	10-Mar-2022	5.050809353							
Europe	11/03/2022	0.6958	0.6415		0.6668	11-Mar-2022	5.021594684							
Europe	14/03/2022	0.6916	0.6376		0.6649	14-Mar-2022	4.75629874							
Europe	15/03/2022	0.6819	0.6286		0.6543	15-Mar-2022	5.064821778							
Europe	16/03/2022	0.6845	0.6307		0.6571	16-Mar-2022	4.888583219							
Europe	17/03/2022	0.6879	0.6338		0.6632	17-Mar-2022	4.977476792							
Europe	18/03/2022	0.6924	0.638		0.6662	18-Mar-2022	5.388721351							
Europe	21/03/2022	0.6963	0.6419		0.6706	21-Mar-2022	5.190633443							
Europe	22/03/2022	0.6993	0.6443		0.6730	22-Mar-2022	5.236951983							
Europe	23/03/2022	0.7048	0.6494		0.6764	23-Mar-2022	5.221842496							
Europe	24/03/2022	0.7093	0.6536		0.6802	24-Mar-2022	4.951803666							
Europe	25/03/2022	0.7111	0.6553		0.6822	25-Mar-2022	4.87150838							
Europe	28/03/2022	0.7112	0.6557		0.6869	28-Mar-2022	4.903693931							
Europe	29/03/2022	0.7101	0.6543		0.6810	29-Mar-2022	5.496724414							
Europe	30/03/2022	0.7051	0.6497		0.6774	30-Mar-2022	4.881497797							
Europe	31/03/2022	0.7007	0.6457		0.6704	31-Mar-2022	5.048272808							
Europe	01/04/2022	0.7043	0.649		0.6757	01-Apr-2022	4.647523866							
Europe	04/04/2022	0.706	0.651		0.6799	04-Apr-2022	4.91194317							
Europe	05/04/2022	0.72	0.6638		0.6942	05-Apr-2022	5.208118841							
Europe	06/04/2022	0.7235	0.6664		0.6958	06-Apr-2022	5.335350043							
Europe	07/04/2022	0.7144	0.6586		0.6853	07-Apr-2022	5.183098592							
Europe	08/04/2022	0.7161	0.6595		0.6885	08-Apr-2022	4.857142857							
Europe	11/04/2022	0.7115	0.656		0.6838	11-Apr-2022	5.169934641							
Europe	12/04/2022	0.7096	0.6538		0.6838	12-Apr-2022	5.02486107							
Europe	13/04/2022	0.7168	0.6603		0.6872	13-Apr-2022	5.343375256							
Europe	14/04/2022	0.7126	0.6564		0.6837	14-Apr-2022	4.875291036							
Europe	15/04/2022	0.7126	0.6564				4.953049583							
Europe	18/04/2022	0.7126	0.6564				#DIV/0!							
Europe	19/04/2022	0.7116	0.6561		0.6843	19-Apr-2022	#DIV/0!							
Europe	20/04/2022	0.7134	0.6577		0.6866	20-Apr-2022	5.079789566							
Europe	21/04/2022	0.7147	0.6583		0.6863	21-Apr-2022	5.167055054							
Europe	22/04/2022	0.7089	0.6529		0.6762	22-Apr-2022	5.039049978							

Europe	25/04/2022	0.7041	0.6492			4.411268855							
Europe	26/04/2022	0.7005	0.6458	0.6728	26-Apr-2022	#DIV/0!							
Europe	27/04/2022	0.7006	0.6459	0.6740	27-Apr-2022	4.97294887							
Europe	28/04/2022	0.702	0.6472	0.6750	28-Apr-2022	5.127448071							
Europe	29/04/2022	0.705	0.6499	0.6782	29-Apr-2022	5.077333333							
Europe	02/05/2022	0.6958	0.6415	0.6700	02-May-2022	5.131082277							
Europe	03/05/2022	0.7051	0.65	0.6763	03-May-2022	5.21119403							
Europe	04/05/2022	0.7037	0.6488	0.6762	04-May-2022	4.849918675							
Europe	05/05/2022	0.7113	0.6551	0.6823	05-May-2022	5.011535049							
Europe	06/05/2022	0.7024	0.6469	0.6743	06-May-2022	4.946651033							
Europe	09/05/2022	0.6939	0.6397	0.6663	09-May-2022	5.022838499							
Europe	10/05/2022	0.6858	0.6313	0.6594	10-May-2022	4.952273751							
Europe	11/05/2022	0.6876	0.6339	0.6595	11-May-2022	5.218835305							
Europe	12/05/2022	0.6873	0.6329	0.6551	12-May-2022	4.842911296							
Europe	13/05/2022	0.6897	0.6359	0.6636	13-May-2022	4.354907648							
Europe	16/05/2022	0.6893	0.6355	0.6623	16-May-2022	5.132459313							
Europe	17/05/2022	0.6963	0.6419	0.6707	17-May-2022	5.006039559							
Europe	18/05/2022	0.6917	0.6376	0.6675	18-May-2022	5.25108096							
Europe	19/05/2022	0.6949	0.6406	0.6671	19-May-2022	5.434606742							
Europe	20/05/2022	0.691	0.637	0.6647	20-May-2022	4.932693749							
Europe	23/05/2022	0.6965	0.6421	0.6710	23-May-2022	5.125620581							
Europe	24/05/2022	0.69	0.6361	0.6639	24-May-2022	5.263934426							
Europe	25/05/2022	0.69	0.6361	0.6637	25-May-2022	5.145503841							
Europe	26/05/2022	0.6908	0.6362	0.6623	26-May-2022	5.116920295							
Europe	27/05/2022	0.6897	0.6358	0.6636	27-May-2022	4.901404197							
Europe	30/05/2022	0.6944	0.6402	0.6681	30-May-2022	5.147377939							
Europe	31/05/2022	0.6951	0.6403	0.6688	31-May-2022	5.134261338							
Europe	01/06/2022	0.6961	0.6414	0.6693	01-Jun-2022	5.21875							
Europe	02/06/2022	0.7013	0.646	0.6715	02-Jun-2022	5.126848947							
Europe	03/06/2022	0.7032	0.6483	0.6748	03-Jun-2022	4.759493671							
Europe	06/06/2022	0.7	0.6454	0.6712	06-Jun-2022	4.887818613							
Europe	07/06/2022	0.7025	0.6476	0.6723	07-Jun-2022	4.805423123							
Europe	08/06/2022	0.7014	0.6466	0.6738	08-Jun-2022	4.637215529							
Europe	09/06/2022	0.6986	0.6435	0.6695	09-Jun-2022	4.996438112							
Europe	10/06/2022	0.696	0.641	0.6696	10-Jun-2022	4.844660194							
Europe	13/06/2022	0.6963	0.6419			5.228494624							
Europe	14/06/2022	0.6934	0.6392	0.6673	14-Jun-2022	#DIV/0!							
Europe	15/06/2022	0.6883	0.6345	0.6599	15-Jun-2022	5.168889555							
Europe	16/06/2022	0.6991	0.6445	0.6710	16-Jun-2022	4.81057736							
Europe	17/06/2022	0.6957	0.6408	0.6666	17-Jun-2022	4.909836066							
Europe	20/06/2022	0.6878	0.6341	0.6616	20-Jun-2022	4.831683168							
Europe	21/06/2022	0.6881	0.6343	0.6617	21-Jun-2022	5.115024184							
Europe	22/06/2022	0.6866	0.633	0.6595	22-Jun-2022	5.099440834							
Europe	23/06/2022	0.6786	0.6256	0.6526	23-Jun-2022	4.978013647							
Europe	24/06/2022	0.6824	0.6285	0.6552	24-Jun-2022	5.095923996							
Europe	27/06/2022	0.6818	0.6285	0.6563	27-Jun-2022	5.034340659							
Europe	28/06/2022	0.681	0.6273	0.6554	28-Jun-2022	5.193509066							
Europe	29/06/2022	0.6835	0.6295	0.6568	29-Jun-2022	5.24458346							



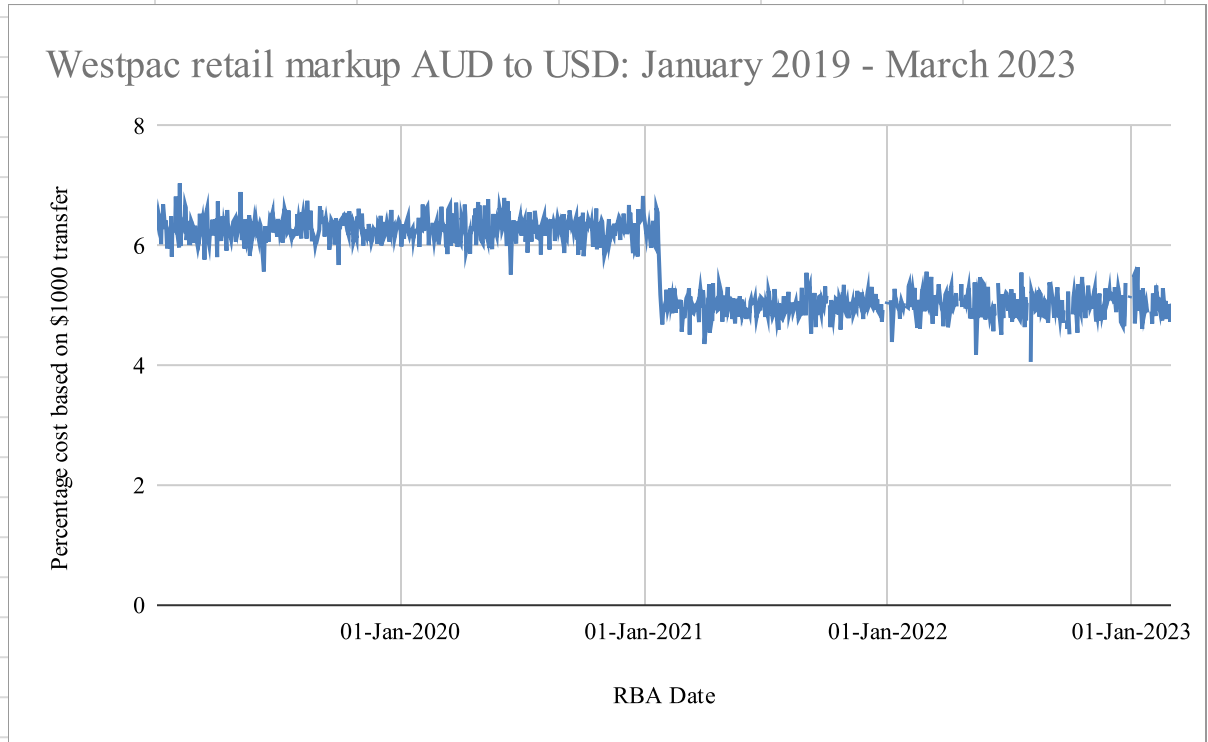
Europe	30/06/2022	0.6861	0.6319	0.6589	30-Jun-2022	5.114951279							
Europe	01/07/2022	0.681	0.6279	0.6528	01-Jul-2022	5.056761269							
Europe	04/07/2022	0.6803	0.6272	0.6550	04-Jul-2022	4.776194853							
Europe	05/07/2022	0.6874	0.6337	0.6581	05-Jul-2022	5.201832061							
Europe	06/07/2022	0.6898	0.6352	0.6620	06-Jul-2022	4.670566783							
Europe	07/07/2022	0.6949	0.6406	0.6675	07-Jul-2022	5.007854985							
Europe	08/07/2022	0.7008	0.6454	0.6716	08-Jul-2022	4.989662921							
Europe	11/07/2022	0.6997	0.645	0.6718	11-Jul-2022	4.86212031							
Europe	12/07/2022	0.6986	0.6433	0.6713	12-Jul-2022	4.949389699							
Europe	13/07/2022	0.7019	0.647	0.6745	13-Jul-2022	5.129301356							
Europe	14/07/2022	0.703	0.6481	0.6745	14-Jul-2022	5.036323202							
Europe	15/07/2022	0.7014	0.6461	0.6716	15-Jul-2022	4.874870274							
Europe	18/07/2022	0.7014	0.6466	0.6742	18-Jul-2022	4.758933889							
Europe	19/07/2022	0.6991	0.644	0.6751	19-Jul-2022	5.052803322							
Europe	20/07/2022	0.7031	0.6482	0.6752	20-Jul-2022	5.56065768							
Europe	21/07/2022	0.7049	0.6491	0.6759	21-Jul-2022	4.958827014							
Europe	22/07/2022	0.7061	0.6504	0.6780	22-Jul-2022	4.925432756							
Europe	25/07/2022	0.7047	0.6496	0.6774	25-Jul-2022	5.030088496							
Europe	26/07/2022	0.7091	0.6537	0.6814	26-Jul-2022	5.062887511							
Europe	27/07/2022	0.714	0.6577	0.6840	27-Jul-2022	5.024508365							
Europe	28/07/2022	0.7139	0.6576	0.6845	28-Jul-2022	4.806578947							
Europe	29/07/2022	0.7141	0.6576	0.6862	29-Jul-2022	4.890577064							
Europe	01/08/2022	0.7112	0.6556			5.126202273							
Europe	02/08/2022	0.7132	0.6568	0.6774	02-Aug-2022	#DIV/0!							
Europe	03/08/2022	0.7087	0.6528	0.6814	03-Aug-2022	4.010628875							
Europe	04/08/2022	0.7116	0.6555	0.6849	04-Aug-2022	5.155268565							
Europe	05/08/2022	0.7081	0.6521	0.6810	05-Aug-2022	5.249671485							
Europe	08/08/2022	0.7084	0.6531	0.6811	08-Aug-2022	5.201321586							
Europe	09/08/2022	0.7132	0.657	0.6838	09-Aug-2022	5.069886948							
Europe	10/08/2022	0.71	0.6539	0.6812	10-Aug-2022	4.880081895							
Europe	11/08/2022	0.7157	0.6592	0.6881	11-Aug-2022	4.967557252							
Europe	12/08/2022	0.7168	0.6602	0.6905	12-Aug-2022	5.157971225							
Europe	15/08/2022	0.7209	0.6646	0.6916	15-Aug-2022	5.344243302							
Europe	16/08/2022	0.7197	0.663	0.6924	16-Aug-2022	4.864950839							
Europe	17/08/2022	0.7169	0.6609	0.6898	17-Aug-2022	5.203639515							
Europe	18/08/2022	0.7098	0.6537	0.6814	18-Aug-2022	5.147723978							
Europe	19/08/2022	0.7137	0.6574	0.6857	19-Aug-2022	5.024508365							
Europe	22/08/2022	0.7155	0.6596	0.6869	22-Aug-2022	5.085897623							
Europe	23/08/2022	0.7216	0.6652	0.6932	23-Aug-2022	4.934633862							
Europe	24/08/2022	0.7215	0.6652	0.6945	24-Aug-2022	4.998845932							
Europe	25/08/2022	0.7243	0.6678	0.6959	25-Aug-2022	5.176673866							
Europe	26/08/2022	0.7285	0.6711	0.6985	26-Aug-2022	4.99755712							
Europe	29/08/2022	0.7189	0.6627	0.6912	29-Aug-2022	4.883464567							
Europe	30/08/2022	0.7165	0.6605	0.6904	30-Aug-2022	5.08203125							
Europe	31/08/2022	0.7134	0.6577	0.6875	31-Aug-2022	5.287514484							
Europe	01/09/2022	0.7072	0.652	0.6822	01-Sep-2022	5.2912							
Europe	02/09/2022	0.7105	0.6544	0.6810	02-Sep-2022	5.382585752							
Europe	05/09/2022	0.7115	0.6559	0.6863	05-Sep-2022	4.866960352							

Europe	06/09/2022	0.7123	0.6567	0.6829	06-Sep-2022	5.385254262							
Europe	07/09/2022	0.7061	0.6509	0.6784	07-Sep-2022	4.798213501							
Europe	08/09/2022	0.7027	0.6478	0.6742	08-Sep-2022	5.013119104							
Europe	09/09/2022	0.7039	0.649	0.6782	09-Sep-2022	4.876594482							
Europe	12/09/2022	0.7052	0.6502	0.6781	12-Sep-2022	5.262459451							
Europe	13/09/2022	0.7087	0.6528	0.6780	13-Sep-2022	5.073293025							
Europe	14/09/2022	0.7036	0.6479	0.6735	14-Sep-2022	4.679646018							
Europe	15/09/2022	0.7059	0.6508	0.6774	15-Sep-2022	4.763028953							
Europe	16/09/2022	0.6977	0.6428	0.6713	16-Sep-2022	4.887511072							
Europe	19/09/2022	0.6979	0.6434	0.6707	19-Sep-2022	5.20303888							
Europe	20/09/2022	0.6987	0.6435	0.6709	20-Sep-2022	5.029670494							
Europe	21/09/2022	0.6988	0.6436	0.6700	21-Sep-2022	5.043225518							
Europe	22/09/2022	0.7004	0.6457			4.900895522							
Europe	23/09/2022	0.7033	0.6477	0.6739	23-Sep-2022	#DIV/0!							
Europe	26/09/2022	0.7031	0.6481	0.6747	26-Sep-2022	4.848939012							
Europe	27/09/2022	0.7007	0.6459	0.6734	27-Sep-2022	4.90306803							
Europe	28/09/2022	0.6974	0.6429	0.6681	28-Sep-2022	5.042916543							
Europe	29/09/2022	0.6974	0.6429	0.6690	29-Sep-2022	4.734171531							
Europe	30/09/2022	0.6888	0.635	0.6618	30-Sep-2022	4.862331839							
Europe	03/10/2022	0.6816	0.6283			5.009066183							
Europe	04/10/2022	0.686	0.6323	0.6585	4-Oct-2022	#DIV/0!							
Europe	05/10/2022	0.6769	0.6239	0.6510	5-Oct-2022	4.938952164							
Europe	06/10/2022	0.6838	0.6304	0.6588	6-Oct-2022	5.121198157							
Europe	07/10/2022	0.6817	0.628	0.6541	7-Oct-2022	5.267759563							
Europe	10/10/2022	0.6795	0.6264	0.6503	10-Oct-2022	4.950313408							
Europe	11/10/2022	0.674	0.6213	0.6460	11-Oct-2022	4.63847455							
Europe	12/10/2022	0.671	0.6185	0.6455	12-Oct-2022	4.785294118							
Europe	13/10/2022	0.6736	0.6205	0.6466	13-Oct-2022	5.140975988							
Europe	14/10/2022	0.6729	0.6203	0.6469	14-Oct-2022	4.996133622							
Europe	17/10/2022	0.6644	0.6125	0.6398	17-Oct-2022	5.070799196							
Europe	18/10/2022	0.6656	0.6132	0.6414	18-Oct-2022	5.22428884							
Europe	19/10/2022	0.6662	0.6137	0.6414	19-Oct-2022	5.352666043							
Europe	20/10/2022	0.6658	0.6138	0.6397	20-Oct-2022	5.275491113							
Europe	21/10/2022	0.6682	0.6154	0.6412	21-Oct-2022	5.008285134							
Europe	24/10/2022	0.6715	0.619	0.6445	24-Oct-2022	4.983468497							
Europe	25/10/2022	0.6666	0.6141	0.6403	25-Oct-2022	4.916989915							
Europe	26/10/2022	0.6679	0.6153	0.6432	26-Oct-2022	5.050913634							
Europe	27/10/2022	0.6712	0.6175	0.6465	27-Oct-2022	5.294309701							
Europe	28/10/2022	0.6743	0.6216	0.6479	28-Oct-2022	5.440835267							
Europe	31/10/2022	0.6714	0.6189	0.6446	31-Oct-2022	5.018675722							
Europe	01/11/2022	0.6748	0.6221	0.6485	1-Nov-2022	4.947098976							
Europe	02/11/2022	0.675	0.6222	0.6489	2-Nov-2022	5.030223593							
Europe	03/11/2022	0.6737	0.6209	0.6476	3-Nov-2022	5.073509015							
Europe	04/11/2022	0.6743	0.6215	0.6487	4-Nov-2022	5.081686226							
Europe	07/11/2022	0.6745	0.6217	0.6469	7-Nov-2022	5.151071374							
Europe	08/11/2022	0.6728	0.6202	0.6459	8-Nov-2022	4.856546607							
Europe	09/11/2022	0.6721	0.6196	0.6455	9-Nov-2022	4.939154668							
Europe	10/11/2022	0.6687	0.6163	0.6400	10-Nov-2022	4.972269558							

Europe	11/11/2022	0.6745	0.6219		0.6495	11-Nov-2022	4.66609375							
Europe	14/11/2022	0.6749	0.6222		0.6479	14-Nov-2022	5.206928406							
Europe	15/11/2022	0.6753	0.6225		0.6487	15-Nov-2022	4.926994907							
Europe	16/11/2022	0.6787	0.6256		0.6518	16-Nov-2022	4.998458455							
Europe	17/11/2022	0.6743	0.6215		0.6468	17-Nov-2022	4.979441546							
Europe	18/11/2022	0.6728	0.6202		0.6468	18-Nov-2022	4.87244898							
Europe	21/11/2022	0.6715	0.619		0.6463	21-Nov-2022	5.071428571							
Europe	22/11/2022	0.6712	0.6188		0.6456	22-Nov-2022	5.181804116							
Europe	23/11/2022	0.6707	0.6183		0.6435	23-Nov-2022	5.109665428							
Europe	24/11/2022	0.6741	0.6215		0.6477	24-Nov-2022	4.876923077							
Europe	25/11/2022	0.6764	0.6236		0.6501	25-Nov-2022	5.004631774							
Europe	28/11/2022	0.6718	0.6193		0.6459	28-Nov-2022	5.035532995							
Europe	29/11/2022	0.6722	0.6197		0.6452	29-Nov-2022	5.077101719							
Europe	30/11/2022	0.6738	0.6211		0.6468	30-Nov-2022	4.912740236							
Europe	01/12/2022	0.6789	0.6258		0.6523	1-Dec-2022	4.933673469							
Europe	02/12/2022	0.6736	0.621		0.6476	2-Dec-2022	5.021922428							
Europe	05/12/2022	0.6728	0.6202		0.6466	5-Dec-2022	5.066399012							
Europe	06/12/2022	0.6645	0.6126		0.6415	6-Dec-2022	5.042066192							
Europe	07/12/2022	0.6652	0.6132		0.6396	7-Dec-2022	5.460015588							
Europe	08/12/2022	0.6661	0.6141		0.6395	8-Dec-2022	5.08630394							
Europe	09/12/2022	0.6678	0.6155		0.6421	9-Dec-2022	4.93213448							
Europe	12/12/2022	0.6695	0.6172		0.6446	12-Dec-2022	5.101230338							
Europe	13/12/2022	0.6665	0.6145		0.6408	13-Dec-2022	5.208191126							
Europe	14/12/2022	0.6683	0.6161		0.6435	14-Dec-2022	5.063202247							
Europe	15/12/2022	0.6683	0.6161		0.6408	15-Dec-2022	5.215384615							
Europe	16/12/2022	0.6575	0.6061		0.6299	16-Dec-2022	4.816011236							
Europe	19/12/2022	0.659	0.6067		0.6329	19-Dec-2022	4.740593745							
Europe	20/12/2022	0.6554	0.6041		0.6278	20-Dec-2022	5.098277769							
Europe	21/12/2022	0.654	0.6029		0.6281	21-Dec-2022	4.737336731							
Europe	22/12/2022	0.6596	0.608		0.6351	22-Dec-2022	4.971978984							
Europe	23/12/2022	0.6561	0.6049		0.6298	23-Dec-2022	5.224374114							
Europe	26/12/2022	0.6561	0.6049				4.914099714							
Europe	27/12/2022	0.6561	0.6049				#DIV/0!							
Europe	28/12/2022	0.6585	0.607		0.6334	28-Dec-2022	#DIV/0!							
Europe	29/12/2022	0.6609	0.6093		0.6354	29-Dec-2022	5.126302494							
Europe	30/12/2022	0.6613	0.6092		0.6359	30-Dec-2022	5.066572238							
Europe	02/01/2023	0.6613	0.6092				5.156785658							
Europe	03/01/2023	0.6652	0.6107		0.6400	3-Jan-2023	#DIV/0!							
Europe	04/01/2023	0.667	0.6149		0.6439	4-Jan-2023	5.53234375							
Europe	05/01/2023	0.6713	0.6185		0.6426	5-Jan-2023	5.458766889							
Europe	06/01/2023	0.6679	0.6154		0.6431	6-Jan-2023	4.712885154							
Europe	09/01/2023	0.6733	0.6207		0.6490	9-Jan-2023	5.264189084							
Europe	10/01/2023	0.6703	0.6176		0.6434	10-Jan-2023	5.316949153							
Europe	11/01/2023	0.6683	0.6161		0.6435	11-Jan-2023	4.969847684							
Europe	12/01/2023	0.6685	0.6163		0.6427	12-Jan-2023	5.215384615							
Europe	13/01/2023	0.6685	0.6159		0.6416	13-Jan-2023	5.066594056							
Europe	16/01/2023	0.6715	0.6191		0.6439	16-Jan-2023	4.965554863							
Europe	17/01/2023	0.6688	0.6165		0.6441	17-Jan-2023	4.813014443							

Europe	18/01/2023	0.6736	0.621	0.6492	18-Jan-2023	5.242198416							
Europe	19/01/2023	0.6669	0.6148	0.6395	19-Jan-2023	5.300369686							
Europe	20/01/2023	0.6644	0.6125	0.6387	20-Jan-2023	4.823768569							
Europe	23/01/2023	0.6674	0.6153	0.6409	23-Jan-2023	5.061061531							
Europe	24/01/2023	0.6736	0.621	0.6468	24-Jan-2023	4.95443907							
Europe	25/01/2023	0.6769	0.624	0.6516	25-Jan-2023	4.948979592							
Europe	26/01/2023	0.6778	0.6249			5.193370166							
Europe	27/01/2023	0.68	0.6269	0.6540	27-Jan-2023	#DIV/0!							
Europe	30/01/2023	0.6801	0.627	0.6521	30-Jan-2023	5.102293578							
Europe	31/01/2023	0.6771	0.6242	0.6488	31-Jan-2023	4.810611869							
Europe	01/02/2023	0.6755	0.6228	0.6504	1-Feb-2023	4.753699137							
Europe	02/02/2023	0.6759	0.6231	0.6488	2-Feb-2023	5.201107011							
Europe	03/02/2023	0.6752	0.6222	0.6483	3-Feb-2023	4.921547472							
Europe	06/02/2023	0.6673	0.6152	0.6431	6-Feb-2023	4.985654789							
Europe	07/02/2023	0.6723	0.6197	0.6458	7-Feb-2023	5.294977453							
Europe	08/02/2023	0.6751	0.6219	0.6488	8-Feb-2023	5.001083927							
Europe	09/02/2023	0.6741	0.6215	0.6480	9-Feb-2023	5.104654747							
Europe	10/02/2023	0.672	0.6195	0.6459	10-Feb-2023	5.048611111							
Europe	13/02/2023	0.6737	0.6211	0.6475	13-Feb-2023	5.046446818							
Europe	14/02/2023	0.6762	0.6234	0.6495	14-Feb-2023	5.036447876							
Europe	15/02/2023	0.6749	0.6221	0.6472	15-Feb-2023	4.978290993							
Europe	16/02/2023	0.6711	0.6187	0.6464	16-Feb-2023	4.839462299							
Europe	17/02/2023	0.6696	0.6173	0.6432	17-Feb-2023	5.242419554							
Europe	20/02/2023	0.6711	0.6187	0.6449	20-Feb-2023	4.986473881							
Europe	21/02/2023	0.6732	0.6206	0.6463	21-Feb-2023	5.022018918							
Europe	22/02/2023	0.6678	0.6156	0.6417	22-Feb-2023	4.936716695							
Europe	23/02/2023	0.6696	0.6173	0.6430	23-Feb-2023	5.026647966							
Europe	24/02/2023	0.669	0.6167	0.6428	24-Feb-2023	4.956920684							
Europe	27/02/2023	0.6639	0.6121	0.6361	27-Feb-2023	5.019757312							
Europe	28/02/2023	0.6611	0.6095	0.6354	28-Feb-2023	4.735261751							
Europe	01/03/2023	0.6616	0.6099	0.6375	1-Mar-2023	5.035410765							
Europe	02/03/2023	0.6591	0.6076	0.6334	2-Mar-2023	5.286117647							
Europe	03/03/2023	0.6611	0.6095	0.6357	3-Mar-2023	5.032522892							
Europe	06/03/2023	0.6616	0.6099	0.6347	6-Mar-2023	5.080226522							
Europe	07/03/2023	0.6567	0.6054	0.6280	7-Mar-2023	4.868284229							
Europe	08/03/2023	0.6502	0.5993	0.6256	8-Mar-2023	4.562738854							
Europe	09/03/2023	0.6505	0.5996	0.6264	9-Mar-2023	5.161924552							
Europe	10/03/2023	0.6481	0.5974	0.6228	10-Mar-2023	5.235632184							
Europe	13/03/2023	0.6466	0.5961	0.6219	13-Mar-2023	5.037572254							
Europe	14/03/2023	0.6462	0.5957	0.6213	14-Mar-2023	5.107091172							
Europe	15/03/2023	0.649	0.5983	0.6228	15-Mar-2023	5.079188798							
Europe	16/03/2023	0.6515	0.6001	0.6260	16-Mar-2023	4.894508671							
Europe	17/03/2023	0.6549	0.6037	0.6305	17-Mar-2023	5.09600639							
Europe	20/03/2023	0.6529	0.6019	0.6263	20-Mar-2023	5.208088818							
Europe	21/03/2023	0.6521	0.6007	0.6246	21-Mar-2023	4.85693757							
Europe	22/03/2023	0.6465	0.596	0.6216	22-Mar-2023	4.788184438							
Europe	23/03/2023	0.6427	0.5925	0.6182	23-Mar-2023	5.077220077							

Country name	Date	Westpac Buy	Westpac Sell	Mid Market Rate	RBA Date	Percentage cost based on \$1000 transfer
USA	02/01/2019	0.7334	0.6632	0.7020	02-Jan-2019	6.471794872
USA	03/01/2019	0.7261	0.6566	0.6945	03-Jan-2019	6.402591793
USA	04/01/2019	0.7332	0.6631	0.7024	04-Jan-2019	6.539151481
USA	07/01/2019	0.7461	0.6747	0.7133	07-Jan-2019	6.357353147
USA	08/01/2019	0.7484	0.6768	0.7130	08-Jan-2019	6.026367461
USA	09/01/2019	0.7475	0.676	0.7154	09-Jan-2019	6.452334358
USA	10/01/2019	0.7521	0.6802	0.7185	10-Jan-2019	6.277244259
USA	11/01/2019	0.7526	0.6805	0.7220	11-Jan-2019	6.690443213
USA	14/01/2019	0.752	0.68	0.7184	14-Jan-2019	6.291759465
USA	15/01/2019	0.7538	0.6817	0.7212	15-Jan-2019	6.422212978
USA	16/01/2019	0.7539	0.6817	0.7196	16-Jan-2019	6.214146748
USA	17/01/2019	0.7513	0.6794	0.7152	17-Jan-2019	5.955536913
USA	18/01/2019	0.7542	0.682	0.7193	18-Jan-2019	6.133741137
USA	21/01/2019	0.7506	0.6788	0.7169	21-Jan-2019	6.261403264
USA	22/01/2019	0.7498	0.678	0.7137	22-Jan-2019	5.952080706
USA	23/01/2019	0.7455	0.6741	0.7137	23-Jan-2019	6.493064313
USA	24/01/2019	0.7479	0.6764	0.7110	24-Jan-2019	5.817721519
USA	25/01/2019	0.7424	0.6713	0.7095	25-Jan-2019	6.330232558
USA	28/01/2019	0.7424	0.6713			#DIV/0!
USA	29/01/2019	0.7504	0.6786	0.7167	29-Jan-2019	6.262871494
USA	30/01/2019	0.7489	0.6772	0.7195	30-Jan-2019	6.820291869
USA	31/01/2019	0.7598	0.6871	0.7268	31-Jan-2019	6.40767749
USA	01/02/2019	0.7584	0.6858	0.7241	01-Feb-2019	6.236431432
USA	04/02/2019	0.7591	0.6864	0.7227	04-Feb-2019	5.97260274
USA	05/02/2019	0.7538	0.6817	0.7260	05-Feb-2019	7.040909091
USA	06/02/2019	0.7511	0.6792	0.7153	06-Feb-2019	5.996365161
USA	07/02/2019	0.7441	0.6727	0.7099	07-Feb-2019	6.187772926
USA	08/02/2019	0.7398	0.669	0.7076	08-Feb-2019	6.400508762
USA	11/02/2019	0.7425	0.6713	0.7093	11-Feb-2019	6.303820668
USA	12/02/2019	0.7398	0.669	0.7072	12-Feb-2019	6.347567873
USA	13/02/2019	0.7436	0.6725	0.7134	13-Feb-2019	6.675777965
USA	14/02/2019	0.7424	0.6714	0.7119	14-Feb-2019	6.632111252
USA	15/02/2019	0.744	0.6728	0.7093	15-Feb-2019	6.094459326
USA	18/02/2019	0.7475	0.6759	0.7150	18-Feb-2019	6.413846154
USA	19/02/2019	0.7469	0.6753	0.7113	19-Feb-2019	6.010544074
USA	20/02/2019	0.7507	0.6789	0.7163	20-Feb-2019	6.169063242
USA	21/02/2019	0.7508	0.679	0.7162	21-Feb-2019	6.142139067
USA	22/02/2019	0.7414	0.6705	0.7093	22-Feb-2019	6.415480051
USA	25/02/2019	0.7476	0.676	0.7144	25-Feb-2019	6.321388578
USA	26/02/2019	0.7513	0.6794	0.7159	26-Feb-2019	6.047492667
USA	27/02/2019	0.7531	0.6811	0.7183	27-Feb-2019	6.127105666
USA	28/02/2019	0.7476	0.6761	0.7146	28-Feb-2019	6.333753149
USA	01/03/2019	0.7432	0.6721	0.7093	01-Mar-2019	6.192161286
USA	04/03/2019	0.7452	0.6738	0.7095	04-Mar-2019	5.981395349
USA	05/03/2019	0.7425	0.6715	0.7076	05-Mar-2019	6.050734878
USA	06/03/2019	0.7373	0.6668	0.7035	06-Mar-2019	6.164605544
USA	07/03/2019	0.736	0.6655	0.7049	07-Mar-2019	6.533550858



USA	08/03/2019	0.7342	0.6639	0.7009	08-Mar-2019	6.226137823							
USA	11/03/2019	0.7364	0.6658	0.7044	11-Mar-2019	6.425042589							
USA	12/03/2019	0.7404	0.6693	0.7069	12-Mar-2019	6.265808459							
USA	13/03/2019	0.7385	0.6679	0.7055	13-Mar-2019	6.276257973							
USA	14/03/2019	0.7433	0.6719	0.7059	14-Mar-2019	5.76838079							
USA	15/03/2019	0.7402	0.669	0.7081	15-Mar-2019	6.466600763							
USA	18/03/2019	0.7422	0.6711	0.7115	18-Mar-2019	6.621363317							
USA	19/03/2019	0.7442	0.6727	0.7105	19-Mar-2019	6.266995074							
USA	20/03/2019	0.7424	0.6712	0.7075	20-Mar-2019	6.079434629							
USA	21/03/2019	0.75	0.6783	0.7145	21-Mar-2019	6.015815255							
USA	22/03/2019	0.7449	0.6734	0.7106	22-Mar-2019	6.182662539							
USA	25/03/2019	0.7413	0.6703	0.7079	25-Mar-2019	6.258369826							
USA	26/03/2019	0.7445	0.6731	0.7122	26-Mar-2019	6.435130581							
USA	27/03/2019	0.7442	0.673	0.7101	27-Mar-2019	6.172370089							
USA	28/03/2019	0.7422	0.671	0.7097	28-Mar-2019	6.39847823							
USA	29/03/2019	0.7412	0.67	0.7087	29-Mar-2019	6.406095668							
USA	01/04/2019	0.7458	0.6745	0.7121	01-Apr-2019	6.227355708							
USA	02/04/2019	0.7451	0.6736	0.7080	02-Apr-2019	5.810169492							
USA	03/04/2019	0.7405	0.6694	0.7106	03-Apr-2019	6.73993808							
USA	04/04/2019	0.7451	0.6735	0.7111	04-Apr-2019	6.234706792							
USA	05/04/2019	0.7456	0.674	0.7125	05-Apr-2019	6.349473684							
USA	08/04/2019	0.7443	0.673	0.7094	08-Apr-2019	6.079785734							
USA	09/04/2019	0.7465	0.6748	0.7136	09-Apr-2019	6.382847534							
USA	10/04/2019	0.7465	0.6748	0.7144	10-Apr-2019	6.487681971							
USA	11/04/2019	0.7511	0.6789	0.7163	11-Apr-2019	6.169063242							
USA	12/04/2019	0.7464	0.6747	0.7132	12-Apr-2019	6.344223219							
USA	15/04/2019	0.7518	0.6797	0.7168	15-Apr-2019	6.124023438							
USA	16/04/2019	0.7514	0.6792	0.7147	16-Apr-2019	5.91744788							
USA	17/04/2019	0.7516	0.6793	0.7200	17-Apr-2019	6.59625							
USA	18/04/2019	0.7517	0.6793	0.7183	18-Apr-2019	6.375191424							
USA	19/04/2019	0.7517	0.6793			#DIV/0!							
USA	22/04/2019	0.7517	0.6793			#DIV/0!							
USA	23/04/2019	0.7476	0.6754	0.7121	23-Apr-2019	6.102232832							
USA	24/04/2019	0.7375	0.6669	0.7039	24-Apr-2019	6.203864185							
USA	25/04/2019	0.7375	0.6669			#DIV/0!							
USA	26/04/2019	0.7349	0.6642	0.7025	26-Apr-2019	6.397437722							
USA	29/04/2019	0.7372	0.6667	0.7056	29-Apr-2019	6.457908163							
USA	30/04/2019	0.7391	0.6679	0.7039	30-Apr-2019	6.063219207							
USA	01/05/2019	0.7386	0.6675	0.7054	01-May-2019	6.319109725							
USA	02/05/2019	0.735	0.664	0.7020	02-May-2019	6.358974359							
USA	03/05/2019	0.7336	0.6627	0.6998	03-May-2019	6.248499571							
USA	06/05/2019	0.7306	0.6606	0.6989	06-May-2019	6.425239662							
USA	07/05/2019	0.7319	0.6615	0.7034	07-May-2019	6.897213534							
USA	08/05/2019	0.7346	0.6639	0.7023	08-May-2019	6.413071337							
USA	09/05/2019	0.7325	0.6617	0.6976	09-May-2019	6.09475344							
USA	10/05/2019	0.7324	0.662	0.6995	10-May-2019	6.307362402							
USA	13/05/2019	0.7329	0.6627	0.6976	13-May-2019	5.952838303							
USA	14/05/2019	0.7272	0.6573	0.6955	14-May-2019	6.437526959							



USA	22/07/2019	0.7379	0.6672										
USA	23/07/2019	0.7351	0.6647	0.7038	22-Jul-2019	6.148337596							
USA	24/07/2019	0.7315	0.6615	0.7019	23-Jul-2019	6.246901268							
USA	25/07/2019	0.7307	0.6605	0.6985	24-Jul-2019	6.244094488							
USA	26/07/2019	0.7282	0.6581	0.6968	25-Jul-2019	6.157433984							
USA	26/07/2019	0.7282	0.6581	0.6944	26-Jul-2019	6.175259217							
USA	29/07/2019	0.7233	0.654	0.6908	29-Jul-2019	6.27388535							
USA	30/07/2019	0.723	0.6535	0.6895	30-Jul-2019	6.168963017							
USA	31/07/2019	0.7203	0.6509	0.6894	31-Jul-2019	6.528720627							
USA	01/08/2019	0.7171	0.6481	0.6851	01-Aug-2019	6.34666472							
USA	02/08/2019	0.7123	0.6437	0.6812	02-Aug-2019	6.44994128							
USA	05/08/2019	0.7086	0.6407			#DIV/0!							
USA	06/08/2019	0.7114	0.6433	0.6784	06-Aug-2019	6.122199292							
USA	07/08/2019	0.7008	0.6339	0.6716	07-Aug-2019	6.557325789							
USA	08/08/2019	0.7081	0.64	0.6775	08-Aug-2019	6.479704797							
USA	09/08/2019	0.7111	0.6428	0.6810	09-Aug-2019	6.553303965							
USA	12/08/2019	0.7104	0.6423	0.6786	12-Aug-2019	6.295755968							
USA	13/08/2019	0.7072	0.6401	0.6764	13-Aug-2019	6.312980485							
USA	14/08/2019	0.7121	0.6437	0.6788	14-Aug-2019	6.119180907							
USA	15/08/2019	0.7068	0.6389	0.6783	15-Aug-2019	6.750552853							
USA	16/08/2019	0.7097	0.6414	0.6790	16-Aug-2019	6.482179676							
USA	19/08/2019	0.7102	0.6422	0.6783	19-Aug-2019	6.268907563							
USA	20/08/2019	0.7087	0.6406	0.6789	20-Aug-2019	6.585064074							
USA	21/08/2019	0.7098	0.6418	0.6781	21-Aug-2019	6.299660817							
USA	22/08/2019	0.7104	0.6422	0.6769	22-Aug-2019	6.075048013							
USA	23/08/2019	0.708	0.64	0.6756	23-Aug-2019	6.21669627							
USA	26/08/2019	0.7061	0.6386	0.6734	26-Aug-2019	6.116127116							
USA	27/08/2019	0.7098	0.6416	0.6758	27-Aug-2019	6.010062149							
USA	28/08/2019	0.7074	0.6393	0.6738	28-Aug-2019	6.069011576							
USA	29/08/2019	0.7056	0.6378	0.6722	29-Aug-2019	6.066349301							
USA	30/08/2019	0.7049	0.6371	0.6718	30-Aug-2019	6.113575469							
USA	02/09/2019	0.7045	0.637	0.6728	02-Sep-2019	6.26783591							
USA	03/09/2019	0.7006	0.6335	0.6719	03-Sep-2019	6.657984819							
USA	04/09/2019	0.7077	0.64	0.6775	04-Sep-2019	6.479704797							
USA	05/09/2019	0.7118	0.6432	0.6817	05-Sep-2019	6.591169136							
USA	06/09/2019	0.7139	0.645	0.6823	06-Sep-2019	6.412135424							
USA	09/09/2019	0.717	0.6483	0.6860	09-Sep-2019	6.440670554							
USA	10/09/2019	0.7192	0.65	0.6857	10-Sep-2019	6.154294881							
USA	11/09/2019	0.7188	0.6501	0.6875	11-Sep-2019	6.3856							
USA	12/09/2019	0.7191	0.6502	0.6881	12-Sep-2019	6.452841157							
USA	13/09/2019	0.7194	0.65	0.6873	13-Sep-2019	6.372762986							
USA	16/09/2019	0.7192	0.6504	0.6875	16-Sep-2019	6.3424							
USA	17/09/2019	0.7193	0.65	0.6841	17-Sep-2019	5.934804853							
USA	18/09/2019	0.7192	0.6501	0.6849	18-Sep-2019	6.03022339							
USA	19/09/2019	0.711	0.6429	0.6790	19-Sep-2019	6.2634757							
USA	20/09/2019	0.7109	0.6429	0.6802	20-Sep-2019	6.428844458							
USA	23/09/2019	0.709	0.6411	0.6778	23-Sep-2019	6.360430806							
USA	24/09/2019	0.7099	0.6417	0.6781	24-Sep-2019	6.314260434							
USA	25/09/2019	0.7122	0.6438	0.6782	25-Sep-2019	6.021527573							



USA	26/09/2019	0.7074	0.6402	0.6752	26-Sep-2019	6.131812796					
USA	27/09/2019	0.7069	0.6389	0.6762	27-Sep-2019	6.460958296					
USA	30/09/2019	0.7086	0.6406	0.6749	30-Sep-2019	6.031412061					
USA	01/10/2019	0.707	0.6391	0.6708	01-Oct-2019	5.678443649					
USA	02/10/2019	0.7023	0.6347	0.6714	02-Oct-2019	6.41152815					
USA	03/10/2019	0.7032	0.6359	0.6717	03-Oct-2019	6.276462707					
USA	04/10/2019	0.7065	0.6385	0.6755	04-Oct-2019	6.422649889					
USA	07/10/2019	0.7075	0.6397			#DIV/0!					
USA	08/10/2019	0.7051	0.6374	0.6748	08-Oct-2019	6.486959099					
USA	09/10/2019	0.705	0.6373	0.6736	09-Oct-2019	6.335065321					
USA	10/10/2019	0.7044	0.6368	0.6746	10-Oct-2019	6.547287281					
USA	11/10/2019	0.7084	0.6403	0.6777	11-Oct-2019	6.463479416					
USA	14/10/2019	0.711	0.6428	0.6788	14-Oct-2019	6.250441956					
USA	15/10/2019	0.7098	0.6416	0.6773	15-Oct-2019	6.218219401					
USA	16/10/2019	0.7056	0.6381	0.6733	16-Oct-2019	6.175701767					
USA	17/10/2019	0.7083	0.6403	0.6785	17-Oct-2019	6.57376566					
USA	18/10/2019	0.715	0.6463	0.6831	18-Oct-2019	6.333333333					
USA	21/10/2019	0.7171	0.6484	0.6860	21-Oct-2019	6.426239067					
USA	22/10/2019	0.7193	0.6503	0.6876	22-Oct-2019	6.370418848					
USA	23/10/2019	0.7183	0.6493	0.6843	23-Oct-2019	6.06356861					
USA	24/10/2019	0.718	0.649	0.6843	24-Oct-2019	6.106970627					
USA	25/10/2019	0.714	0.6455	0.6818	25-Oct-2019	6.270900557					
USA	28/10/2019	0.7146	0.6461	0.6814	28-Oct-2019	6.128705606					
USA	29/10/2019	0.7161	0.6474	0.6854	29-Oct-2019	6.488765684					
USA	30/10/2019	0.7183	0.6496	0.6864	30-Oct-2019	6.307692308					
USA	31/10/2019	0.7227	0.6533	0.6926	31-Oct-2019	6.617528155					
USA	01/11/2019	0.7219	0.6525	0.6905	01-Nov-2019	6.448225923					
USA	04/11/2019	0.7246	0.6552	0.6921	04-Nov-2019	6.278283485					
USA	05/11/2019	0.7208	0.6518	0.6904	05-Nov-2019	6.535052144					
USA	06/11/2019	0.722	0.6529	0.6897	06-Nov-2019	6.282296651					
USA	07/11/2019	0.721	0.652	0.6867	07-Nov-2019	6.002621232					
USA	08/11/2019	0.7206	0.6516	0.6881	08-Nov-2019	6.251416945					
USA	11/11/2019	0.7196	0.6493	0.6853	11-Nov-2019	6.200642055					
USA	12/11/2019	0.7177	0.649	0.6847	12-Nov-2019	6.161822696					
USA	13/11/2019	0.7164	0.6479	0.6843	13-Nov-2019	6.266111355					
USA	14/11/2019	0.7131	0.6449	0.6798	14-Nov-2019	6.082524272					
USA	15/11/2019	0.7107	0.6427	0.6795	15-Nov-2019	6.361589404					
USA	18/11/2019	0.7141	0.6457	0.6811	18-Nov-2019	6.145499927					
USA	19/11/2019	0.7134	0.6451	0.6798	19-Nov-2019	6.053398058					
USA	20/11/2019	0.715	0.6466	0.6817	20-Nov-2019	6.09740355					
USA	21/11/2019	0.7119	0.6438	0.6797	21-Nov-2019	6.228924526					
USA	22/11/2019	0.7105	0.6426	0.6788	22-Nov-2019	6.279611078					
USA	25/11/2019	0.7118	0.6436	0.6794	25-Nov-2019	6.21666176					
USA	26/11/2019	0.7098	0.6419	0.6782	26-Nov-2019	6.298879387					
USA	27/11/2019	0.7108	0.6427	0.6777	27-Nov-2019	6.112881806					
USA	28/11/2019	0.7097	0.6419	0.6763	28-Nov-2019	6.035635073					
USA	29/11/2019	0.7088	0.641	0.6777	29-Nov-2019	6.36122178					
USA	02/12/2019	0.7093	0.6413	0.6774	02-Dec-2019	6.275907883					



USA	07/02/2020	0.7035	0.6361	0.6718	07-Feb-2020	6.260940756								
USA	10/02/2020	0.6988	0.6318	0.6699	10-Feb-2020	6.630541872								
USA	11/02/2020	0.6995	0.6326	0.6709	11-Feb-2020	6.651661947								
USA	12/02/2020	0.7031	0.6358	0.6728	12-Feb-2020	6.444411415								
USA	13/02/2020	0.7054	0.6379	0.6719	13-Feb-2020	6.009674059								
USA	14/02/2020	0.704	0.6366	0.6719	14-Feb-2020	6.20122042								
USA	17/02/2020	0.7042	0.6367	0.6725	17-Feb-2020	6.270185874								
USA	18/02/2020	0.7006	0.6336	0.6692	18-Feb-2020	6.26658697								
USA	19/02/2020	0.7002	0.6332	0.6696	19-Feb-2020	6.38172043								
USA	20/02/2020	0.6961	0.6301	0.6650	20-Feb-2020	6.195639098								
USA	21/02/2020	0.6928	0.6265	0.6605	21-Feb-2020	6.096139288								
USA	24/02/2020	0.6913	0.625	0.6609	24-Feb-2020	6.377666818								
USA	25/02/2020	0.6914	0.6252	0.6614	25-Feb-2020	6.418506199								
USA	26/02/2020	0.691	0.6248	0.6596	26-Feb-2020	6.223165555								
USA	27/02/2020	0.6864	0.6207	0.6555	27-Feb-2020	6.25583524								
USA	28/02/2020	0.6849	0.6193	0.6524	28-Feb-2020	6.022838749								
USA	02/03/2020	0.6826	0.6173	0.6522	02-Mar-2020	6.297608096								
USA	03/03/2020	0.6832	0.6178	0.6552	03-Mar-2020	6.651098901								
USA	04/03/2020	0.6895	0.6233	0.6595	04-Mar-2020	6.434116755								
USA	05/03/2020	0.6933	0.627	0.6620	05-Mar-2020	6.234138973								
USA	06/03/2020	0.6908	0.6247	0.6602	06-Mar-2020	6.323386852								
USA	09/03/2020	0.6855	0.6195	0.6539	09-Mar-2020	6.208135801								
USA	10/03/2020	0.6901	0.6236	0.6566	10-Mar-2020	5.975632044								
USA	11/03/2020	0.6808	0.6153	0.6505	11-Mar-2020	6.357109915								
USA	12/03/2020	0.679	0.614	0.6457	12-Mar-2020	5.860306644								
USA	13/03/2020	0.658	0.595	0.6307	13-Mar-2020	6.603773585								
USA	16/03/2020	0.644	0.5822	0.6176	16-Mar-2020	6.674546632								
USA	17/03/2020	0.6429	0.5812	0.6121	17-Mar-2020	5.997712792								
USA	18/03/2020	0.6285	0.5681	0.6018	18-Mar-2020	6.543868395								
USA	19/03/2020	0.5831	0.5268	0.5571	19-Mar-2020	6.384491115								
USA	20/03/2020	0.6134	0.5543	0.5853	20-Mar-2020	6.24346489								
USA	23/03/2020	0.6035	0.5454	0.5762	23-Mar-2020	6.29191253								
USA	24/03/2020	0.6207	0.5611	0.5912	24-Mar-2020	6.040426252								
USA	25/03/2020	0.6261	0.566	0.6007	25-Mar-2020	6.718828034								
USA	26/03/2020	0.6194	0.5599	0.5931	26-Mar-2020	6.541729894								
USA	27/03/2020	0.6411	0.5795	0.6102	27-Mar-2020	5.980825959								
USA	30/03/2020	0.6444	0.5825	0.6150	30-Mar-2020	6.231707317								
USA	31/03/2020	0.6481	0.5859	0.6175	31-Mar-2020	6.066234818								
USA	01/04/2020	0.6432	0.5812	0.6124	01-Apr-2020	6.043762247								
USA	02/04/2020	0.6357	0.5745	0.6081	02-Apr-2020	6.470152935								
USA	03/04/2020	0.635	0.574	0.6072	03-Apr-2020	6.413043478								
USA	06/04/2020	0.6321	0.5713	0.6035	06-Apr-2020	6.282187241								
USA	07/04/2020	0.6407	0.5792	0.6145	07-Apr-2020	6.687062653								
USA	08/04/2020	0.6422	0.5806	0.6146	08-Apr-2020	6.476732834								
USA	09/04/2020	0.6533	0.5903	0.6211	09-Apr-2020	5.909354371								
USA	10/04/2020	0.6533	0.5903			#DIV/0!								
USA	13/04/2020	0.6533	0.5903			#DIV/0!								
USA	14/04/2020	0.6728	0.6083	0.6419	14-Apr-2020	6.182115594								

USA	15/04/2020	0.6714	0.607											
USA	16/04/2020	0.6578	0.5948	0.6384	15-Apr-2020	5.869360902								
USA	17/04/2020	0.6666	0.6023	0.6286	16-Apr-2020	6.323258034								
USA	20/04/2020	0.6642	0.6005	0.6360	17-Apr-2020	6.245754717								
USA	21/04/2020	0.6596	0.5963	0.6346	20-Apr-2020	6.319728963								
USA	22/04/2020	0.6614	0.5979	0.6314	21-Apr-2020	6.503484321								
USA	23/04/2020	0.6622	0.5981	0.6323	22-Apr-2020	6.386050925								
USA	24/04/2020	0.6661	0.6022	0.6341	23-Apr-2020	6.62056458								
USA	27/04/2020	0.6734	0.6088	0.6343	24-Apr-2020	6.010089863								
USA	28/04/2020	0.677	0.6116	0.6462	27-Apr-2020	6.729805014								
USA	29/04/2020	0.6821	0.6167	0.6457	28-Apr-2020	6.228279387								
USA	30/04/2020	0.687	0.621	0.6542	29-Apr-2020	6.67487007								
USA	01/05/2020	0.6775	0.6126	0.6566	30-Apr-2020	6.367651538								
USA	04/05/2020	0.6699	0.6057	0.6459	01-May-2020	6.104040873								
USA	05/05/2020	0.6753	0.6107	0.6382	04-May-2020	6.041523034								
USA	06/05/2020	0.6744	0.6094	0.6459	05-May-2020	6.395262425								
USA	07/05/2020	0.6705	0.6058	0.6449	06-May-2020	6.449682121								
USA	08/05/2020	0.6838	0.6183	0.6426	07-May-2020	6.669467787								
USA	11/05/2020	0.6863	0.6205	0.6530	08-May-2020	6.260796325								
USA	12/05/2020	0.6746	0.6099	0.6543	11-May-2020	6.114167813								
USA	13/05/2020	0.677	0.612	0.6477	12-May-2020	6.777674849								
USA	14/05/2020	0.6764	0.6111	0.6473	13-May-2020	6.398887687								
USA	15/05/2020	0.6771	0.6117	0.6434	14-May-2020	5.970003108								
USA	18/05/2020	0.6756	0.6108	0.6455	15-May-2020	6.183888459								
USA	19/05/2020	0.6829	0.6173	0.6429	18-May-2020	5.943070462								
USA	20/05/2020	0.6843	0.6185	0.6520	19-May-2020	6.268865031								
USA	21/05/2020	0.6867	0.6208	0.6551	20-May-2020	6.53106396								
USA	22/05/2020	0.6847	0.6191	0.6556	21-May-2020	6.255033557								
USA	25/05/2020	0.6844	0.6188	0.6541	22-May-2020	6.297355144								
USA	26/05/2020	0.6879	0.622	0.6529	25-May-2020	6.170623373								
USA	27/05/2020	0.6949	0.6283	0.6577	26-May-2020	6.373726623								
USA	28/05/2020	0.6912	0.6251	0.6640	27-May-2020	6.322740964								
USA	29/05/2020	0.6945	0.628	0.6612	28-May-2020	6.405172414								
USA	01/06/2020	0.7044	0.637	0.6659	29-May-2020	6.634629824								
USA	02/06/2020	0.7125	0.6441	0.6742	01-Jun-2020	6.462474043								
USA	03/06/2020	0.7263	0.6568	0.6803	02-Jun-2020	6.267970013								
USA	04/06/2020	0.7227	0.6536	0.6940	03-Jun-2020	6.306628242								
USA	05/06/2020	0.7288	0.659	0.6906	04-Jun-2020	6.304083406								
USA	08/06/2020	0.7327	0.6626	0.7000	05-Jun-2020	6.798571429								
USA	09/06/2020	0.7349	0.6642			#DIV/0!								
USA	10/06/2020	0.7291	0.6591	0.6995	09-Jun-2020	5.995997141								
USA	11/06/2020	0.7275	0.6579	0.6997	10-Jun-2020	6.744461912								
USA	12/06/2020	0.7166	0.648	0.6929	11-Jun-2020	6.000721605								
USA	15/06/2020	0.7166	0.648	0.6867	12-Jun-2020	6.579292267								
USA	16/06/2020	0.73	0.6601	0.6790	15-Jun-2020	5.51988218								
USA	17/06/2020	0.721	0.6516	0.6946	16-Jun-2020	5.917218543								
USA	18/06/2020	0.7199	0.651	0.6882	17-Jun-2020	6.265039233								
USA	19/06/2020	0.7175	0.6485	0.6870	18-Jun-2020	6.187772926								
USA				0.6861	19-Jun-2020	6.425448185								

USA	22/06/2020	0.7194	0.6505	0.6860	22-Jun-2020	6.123177843							
USA	23/06/2020	0.7239	0.6546	0.6897	23-Jun-2020	6.038277512							
USA	24/06/2020	0.7263	0.6564	0.6943	24-Jun-2020	6.404148063							
USA	25/06/2020	0.7199	0.6505	0.6875	25-Jun-2020	6.328							
USA	26/06/2020	0.7213	0.6519	0.6888	26-Jun-2020	6.303571429							
USA	29/06/2020	0.7188	0.6499	0.6879	29-Jun-2020	6.468818142							
USA	30/06/2020	0.7189	0.6496	0.6863	30-Jun-2020	6.294040507							
USA	01/07/2020	0.7232	0.6535	0.6895	01-Jul-2020	6.168963017							
USA	02/07/2020	0.7244	0.6548	0.6924	02-Jul-2020	6.376083189							
USA	03/07/2020	0.7255	0.6557	0.6930	03-Jul-2020	6.328571429							
USA	06/07/2020	0.7287	0.6589	0.6972	06-Jul-2020	6.438468158							
USA	07/07/2020	0.7301	0.6602	0.6958	07-Jul-2020	6.065248635							
USA	08/07/2020	0.7272	0.6577	0.6941	08-Jul-2020	6.191759113							
USA	09/07/2020	0.7312	0.661	0.6986	09-Jul-2020	6.328371028							
USA	10/07/2020	0.7291	0.6589	0.6931	10-Jul-2020	5.885009378							
USA	13/07/2020	0.7284	0.6586	0.6978	13-Jul-2020	6.561478934							
USA	14/07/2020	0.7271	0.6572	0.6942	14-Jul-2020	6.276577355							
USA	15/07/2020	0.7331	0.663	0.7000	15-Jul-2020	6.232857143							
USA	16/07/2020	0.7342	0.6635	0.6993	16-Jul-2020	6.068211068							
USA	17/07/2020	0.7302	0.6599	0.6982	17-Jul-2020	6.430678889							
USA	20/07/2020	0.7321	0.662	0.6987	20-Jul-2020	6.200085874							
USA	21/07/2020	0.7349	0.6643	0.7040	21-Jul-2020	6.5828125							
USA	22/07/2020	0.7477	0.6756	0.7152	22-Jul-2020	6.481543624							
USA	23/07/2020	0.7482	0.6761	0.7151	23-Jul-2020	6.399244861							
USA	24/07/2020	0.7428	0.6718	0.7086	24-Jul-2020	6.141405588							
USA	27/07/2020	0.7476	0.676	0.7129	27-Jul-2020	6.124281105							
USA	28/07/2020	0.7487	0.6767	0.7141	28-Jul-2020	6.184988097							
USA	29/07/2020	0.7501	0.6778	0.7165	29-Jul-2020	6.347243545							
USA	30/07/2020	0.7533	0.6808	0.7159	30-Jul-2020	5.853890208							
USA	31/07/2020	0.7546	0.6824	0.7213	31-Jul-2020	6.33910994							
USA	03/08/2020	0.747	0.6754			#DIV/0!							
USA	04/08/2020	0.7449	0.6736	0.7132	04-Aug-2020	6.496915311							
USA	05/08/2020	0.7526	0.6806	0.7181	05-Aug-2020	6.169892773							
USA	06/08/2020	0.7534	0.6809	0.7207	06-Aug-2020	6.467184682							
USA	07/08/2020	0.7544	0.6822	0.7207	07-Aug-2020	6.288608297							
USA	10/08/2020	0.7496	0.6778	0.7165	10-Aug-2020	6.347243545							
USA	11/08/2020	0.7521	0.6802	0.7177	11-Aug-2020	6.17277414							
USA	12/08/2020	0.7484	0.6763	0.7118	12-Aug-2020	5.937482439							
USA	13/08/2020	0.75	0.6778	0.7172	13-Aug-2020	6.438650307							
USA	14/08/2020	0.749	0.6769	0.7157	14-Aug-2020	6.367053235							
USA	17/08/2020	0.7516	0.6796	0.7183	17-Aug-2020	6.333843798							
USA	18/08/2020	0.7559	0.6831	0.7225	18-Aug-2020	6.398754325							
USA	19/08/2020	0.7588	0.6857	0.7249	19-Aug-2020	6.353566009							
USA	20/08/2020	0.7527	0.6804	0.7172	20-Aug-2020	6.079754601							
USA	21/08/2020	0.755	0.6826	0.7204	21-Aug-2020	6.194614103							
USA	24/08/2020	0.7501	0.6782	0.7178	24-Aug-2020	6.461688493							
USA	25/08/2020	0.7507	0.6782	0.7174	25-Aug-2020	6.40953443							
USA	26/08/2020	0.7535	0.681	0.7193	26-Aug-2020	6.271374948							

USA	27/08/2020	0.7578	0.6848											
USA	28/08/2020	0.7634	0.6903	0.7237	27-Aug-2020	6.321403897								
USA	31/08/2020	0.771	0.6971	0.7299	28-Aug-2020	6.371146732								
USA	01/09/2020	0.7758	0.7015	0.7354	31-Aug-2020	6.15596954								
USA	02/09/2020	0.7685	0.6949	0.7412	01-Sep-2020	6.302617377								
USA	03/09/2020	0.7687	0.6946	0.7360	02-Sep-2020	6.528396739								
USA	04/09/2020	0.762	0.6886	0.7306	03-Sep-2020	5.878182316								
USA	07/09/2020	0.7632	0.6901	0.7270	04-Sep-2020	6.229160935								
USA	08/09/2020	0.7628	0.6892	0.7279	07-Sep-2020	6.141090809								
USA	09/09/2020	0.7555	0.6829	0.7289	08-Sep-2020	6.392097681								
USA	10/09/2020	0.7626	0.6893	0.7225	09-Sep-2020	6.42615917								
USA	11/09/2020	0.7606	0.687	0.7280	10-Sep-2020	6.262774725								
USA	14/09/2020	0.7626	0.6894	0.7281	11-Sep-2020	6.588380717								
USA	15/09/2020	0.7663	0.693	0.7287	14-Sep-2020	6.339234253								
USA	16/09/2020	0.7654	0.6915	0.7328	15-Sep-2020	6.37691048								
USA	17/09/2020	0.762	0.6891	0.7311	16-Sep-2020	6.362330735								
USA	18/09/2020	0.7662	0.6924	0.7278	17-Sep-2020	6.26422094								
USA	21/09/2020	0.7642	0.691	0.7320	18-Sep-2020	6.355737705								
USA	22/09/2020	0.7571	0.6841	0.7315	21-Sep-2020	6.481203008								
USA	23/09/2020	0.7471	0.6755	0.7213	22-Sep-2020	6.105781228								
USA	24/09/2020	0.7414	0.6697	0.7135	23-Sep-2020	6.27259986								
USA	25/09/2020	0.7384	0.6673	0.7042	24-Sep-2020	5.850184607								
USA	28/09/2020	0.7366	0.666	0.7061	25-Sep-2020	6.44002266								
USA	29/09/2020	0.741	0.6698	0.7049	28-Sep-2020	6.463328132								
USA	30/09/2020	0.7474	0.6754	0.7084	29-Sep-2020	6.394409938								
USA	01/10/2020	0.7508	0.6785	0.7108	30-Sep-2020	5.930500844								
USA	02/10/2020	0.7509	0.6791	0.7188	01-Oct-2020	6.550500835								
USA	05/10/2020	0.7505	0.6786	0.7139	02-Oct-2020	5.825885978								
USA	06/10/2020	0.7524	0.6801			#DIV/0!								
USA	07/10/2020	0.7453	0.6737	0.7191	06-Oct-2020	6.369211514								
USA	08/10/2020	0.7477	0.6759	0.7124	07-Oct-2020	6.378017967								
USA	09/10/2020	0.7506	0.6784	0.7145	08-Oct-2020	6.348355493								
USA	12/10/2020	0.7563	0.6839	0.7179	09-Oct-2020	6.447137484								
USA	13/10/2020	0.7519	0.6799	0.7229	12-Oct-2020	6.340987688								
USA	14/10/2020	0.75	0.678	0.7185	13-Oct-2020	6.318580376								
USA	15/10/2020	0.7475	0.6759	0.7170	14-Oct-2020	6.384937238								
USA	16/10/2020	0.743	0.6716	0.7136	15-Oct-2020	6.230241031								
USA	19/10/2020	0.7418	0.6707	0.7072	16-Oct-2020	5.983597285								
USA	20/10/2020	0.7376	0.6669	0.7086	19-Oct-2020	6.295088908								
USA	21/10/2020	0.7388	0.6679	0.7043	20-Oct-2020	6.257134744								
USA	22/10/2020	0.7456	0.6739	0.7081	21-Oct-2020	6.6203926								
USA	23/10/2020	0.7454	0.6739	0.7093	22-Oct-2020	5.940927675								
USA	26/10/2020	0.7475	0.6759	0.7113	23-Oct-2020	6.205398566								
USA	27/10/2020	0.7465	0.6747	0.7116	26-Oct-2020	5.966694772								
USA	28/10/2020	0.7474	0.6757	0.7134	27-Oct-2020	6.370479394								
USA	29/10/2020	0.7382	0.6675	0.7145	28-Oct-2020	6.37606718								
USA	30/10/2020	0.7367	0.666	0.7062	29-Oct-2020	6.425233645								
USA	02/11/2020	0.7364	0.6658	0.7044	30-Oct-2020	6.39693356								
				0.7000	02-Nov-2020	5.836857143								

USA	03/11/2020	0.739	0.6683	0.7030	03-Nov-2020	5.886628734							
USA	04/11/2020	0.7451	0.6737	0.7105	04-Nov-2020	6.12765658							
USA	05/11/2020	0.7513	0.6794	0.7166	05-Nov-2020	6.139268769							
USA	06/11/2020	0.7618	0.6889	0.7262	06-Nov-2020	6.08496282							
USA	09/11/2020	0.7621	0.6891	0.7292	09-Nov-2020	6.444185409							
USA	10/11/2020	0.7639	0.6909	0.7282	10-Nov-2020	6.070996979							
USA	11/11/2020	0.7663	0.693	0.7309	11-Nov-2020	6.133533999							
USA	12/11/2020	0.7619	0.689	0.7270	12-Nov-2020	6.174690509							
USA	13/11/2020	0.7572	0.6847	0.7230	13-Nov-2020	6.24439834							
USA	16/11/2020	0.7641	0.691	0.7290	16-Nov-2020	6.160493827							
USA	17/11/2020	0.7658	0.6925	0.7322	17-Nov-2020	6.367795684							
USA	18/11/2020	0.7645	0.6914	0.7295	18-Nov-2020	6.170527759							
USA	19/11/2020	0.7635	0.6905	0.7295	19-Nov-2020	6.29266621							
USA	20/11/2020	0.7636	0.6905	0.7295	20-Nov-2020	6.29266621							
USA	23/11/2020	0.7645	0.6912	0.7313	23-Nov-2020	6.428551894							
USA	24/11/2020	0.7652	0.692	0.7317	24-Nov-2020	6.371463715							
USA	25/11/2020	0.7705	0.6968	0.7356	25-Nov-2020	6.221859706							
USA	26/11/2020	0.7721	0.6983	0.7362	26-Nov-2020	6.096577017							
USA	27/11/2020	0.7713	0.6974	0.7375	27-Nov-2020	6.382915254							
USA	30/11/2020	0.7739	0.6998	0.7393	30-Nov-2020	6.289463006							
USA	01/12/2020	0.7692	0.6956	0.7368	01-Dec-2020	6.535830619							
USA	02/12/2020	0.7713	0.6975	0.7375	02-Dec-2020	6.369491525							
USA	03/12/2020	0.7752	0.7011	0.7409	03-Dec-2020	6.318126603							
USA	04/12/2020	0.778	0.7036	0.7428	04-Dec-2020	6.224555735							
USA	07/12/2020	0.7784	0.7038	0.7430	07-Dec-2020	6.223149394							
USA	08/12/2020	0.7776	0.7031	0.7426	08-Dec-2020	6.265957447							
USA	09/12/2020	0.7758	0.7015	0.7442	09-Dec-2020	6.680327869							
USA	10/12/2020	0.7823	0.7074	0.7478	10-Dec-2020	6.348488901							
USA	11/12/2020	0.7892	0.7137	0.7561	11-Dec-2020	6.551646608							
USA	14/12/2020	0.7915	0.7157	0.7540	14-Dec-2020	6.028779841							
USA	15/12/2020	0.7898	0.7142	0.7512	15-Dec-2020	5.876198083							
USA	16/12/2020	0.7918	0.716	0.7564	16-Dec-2020	6.287678477							
USA	17/12/2020	0.7933	0.7175	0.7587	17-Dec-2020	6.37603796							
USA	18/12/2020	0.7978	0.7215	0.7594	18-Dec-2020	5.940874375							
USA	21/12/2020	0.7946	0.7185	0.7570	21-Dec-2020	6.035006605							
USA	22/12/2020	0.7949	0.7189	0.7557	22-Dec-2020	5.820960699							
USA	23/12/2020	0.7878	0.7124	0.7552	23-Dec-2020	6.610699153							
USA	24/12/2020	0.7929	0.717	0.7582	24-Dec-2020	6.379583223							
USA	25/12/2020	0.7949	0.7189			#DIV/0!							
USA	28/12/2020	0.7949	0.7189			#DIV/0!							
USA	29/12/2020	0.7937	0.7177	0.7596	29-Dec-2020	6.460900474							
USA	30/12/2020	0.7968	0.7206	0.7657	30-Dec-2020	6.831134909							
USA	31/12/2020	0.8041	0.727	0.7702	31-Dec-2020	6.552843417							
USA	01/01/2021	0.8041	0.727			#DIV/0!							
USA	04/01/2021	0.8075	0.7299	0.7703	04-Jan-2021	6.192262755							
USA	05/01/2021	0.8058	0.7287	0.7701	05-Jan-2021	6.322165952							
USA	06/01/2021	0.8137	0.7358	0.7766	06-Jan-2021	6.201133144							
USA	07/01/2021	0.8165	0.7385	0.7795	07-Jan-2021	6.207184092							





USA	17/03/2021	0.8059	0.743	0.7737	17-Mar-2021	4.92826677								
USA	18/03/2021	0.8144	0.7513	0.7827	18-Mar-2021	4.971636642								
USA	19/03/2021	0.8073	0.7443	0.7753	19-Mar-2021	4.95846769								
USA	22/03/2021	0.8033	0.741	0.7726	22-Mar-2021	5.049184572								
USA	23/03/2021	0.8022	0.74	0.7700	23-Mar-2021	4.857142857								
USA	24/03/2021	0.7933	0.7315	0.7601	24-Mar-2021	4.725036179								
USA	25/03/2021	0.7894	0.7279	0.7600	25-Mar-2021	5.181447368								
USA	26/03/2021	0.7896	0.7284	0.7613	26-Mar-2021	5.278339682								
USA	29/03/2021	0.7942	0.7325	0.7631	29-Mar-2021	4.969859782								
USA	30/03/2021	0.7942	0.7323	0.7652	30-Mar-2021	5.256534239								
USA	31/03/2021	0.7902	0.7286	0.7602	31-Mar-2021	5.115232833								
USA	01/04/2021	0.7902	0.7287	0.7543	01-Apr-2021	4.359936365								
USA	02/04/2021	0.7849	0.7241			#DIV/0!								
USA	05/04/2021	0.7849	0.7241			#DIV/0!								
USA	06/04/2021	0.7966	0.734	0.7648	06-Apr-2021	4.986924686								
USA	07/04/2021	0.7977	0.7354	0.7660	07-Apr-2021	4.954830287								
USA	08/04/2021	0.7919	0.7302	0.7638	08-Apr-2021	5.355066771								
USA	09/04/2021	0.7962	0.7341	0.7614	09-Apr-2021	4.54964539								
USA	12/04/2021	0.793	0.7315	0.7605	12-Apr-2021	4.775147929								
USA	13/04/2021	0.7933	0.7314	0.7604	13-Apr-2021	4.775644398								
USA	14/04/2021	0.7953	0.7333	0.7672	14-Apr-2021	5.374478624								
USA	15/04/2021	0.8036	0.7409	0.7716	15-Apr-2021	4.938958009								
USA	16/04/2021	0.8065	0.7435	0.7745	16-Apr-2021	4.962556488								
USA	19/04/2021	0.8043	0.7418	0.7738	19-Apr-2021	5.094081158								
USA	20/04/2021	0.8107	0.7479	0.7803	20-Apr-2021	5.110726644								
USA	21/04/2021	0.8036	0.7409	0.7715	21-Apr-2021	4.926636423								
USA	22/04/2021	0.8067	0.7437	0.7745	22-Apr-2021	4.936991607								
USA	23/04/2021	0.8018	0.7391	0.7733	23-Apr-2021	5.378378378								
USA	26/04/2021	0.8065	0.7439	0.7771	26-Apr-2021	5.229571484								
USA	27/04/2021	0.8115	0.7482	0.7799	27-Apr-2021	5.023977433								
USA	28/04/2021	0.8082	0.7453	0.7745	28-Apr-2021	4.732472563								
USA	29/04/2021	0.8102	0.7468	0.7796	29-Apr-2021	5.16521293								
USA	30/04/2021	0.8085	0.7454	0.7776	30-Apr-2021	5.099537037								
USA	03/05/2021	0.8027	0.7404	0.7714	03-May-2021	4.978480684								
USA	04/05/2021	0.8075	0.7445	0.7743	04-May-2021	4.810151104								
USA	05/05/2021	0.8024	0.7399	0.7725	05-May-2021	5.177864078								
USA	06/05/2021	0.8026	0.7404	0.7741	06-May-2021	5.309908281								
USA	07/05/2021	0.8098	0.7467	0.7777	07-May-2021	4.946251768								
USA	10/05/2021	0.8166	0.7532	0.7856	10-May-2021	5.08299389								
USA	11/05/2021	0.815	0.7514	0.7839	11-May-2021	5.104477612								
USA	12/05/2021	0.8101	0.7473	0.7795	12-May-2021	5.08954458								
USA	13/05/2021	0.8042	0.7415	0.7709	13-May-2021	4.775586976								
USA	14/05/2021	0.8041	0.7414	0.7736	14-May-2021	5.12073423								
USA	17/05/2021	0.8089	0.7461	0.7751	17-May-2021	4.704038189								
USA	18/05/2021	0.8106	0.7477	0.7787	18-May-2021	4.941184025								
USA	19/05/2021	0.8111	0.7475	0.7791	19-May-2021	5.015402387								
USA	20/05/2021	0.8051	0.7427	0.7749	20-May-2021	5.113821138								
USA	21/05/2021	0.8088	0.7457	0.7756	21-May-2021	4.816529139								



USA	29/07/2021	0.7672	0.7073										
USA	30/07/2021	0.7694	0.7093	0.7383	29-Jul-2021	5.15684681							
USA	02/08/2021	0.7639	0.7046	0.7381	30-Jul-2021	4.862891207							
USA	03/08/2021	0.7698	0.71			#DIV/0!							
USA	03/08/2021	0.7698	0.71	0.7397	03-Aug-2021	4.974989861							
USA	04/08/2021	0.7696	0.7095	0.7397	04-Aug-2021	5.041908882							
USA	05/08/2021	0.7678	0.7079	0.7395	05-Aug-2021	5.230425963							
USA	06/08/2021	0.7704	0.7102	0.7391	06-Aug-2021	4.871059397							
USA	09/08/2021	0.7651	0.7058	0.7357	09-Aug-2021	5.02351502							
USA	10/08/2021	0.7632	0.7032	0.7330	10-Aug-2021	5.02351502							
USA	11/08/2021	0.7647	0.7049	0.7338	11-Aug-2021	5.024829468							
USA	12/08/2021	0.7674	0.7072	0.7365	12-Aug-2021	4.899018806							
USA	13/08/2021	0.7635	0.7036	0.7337	13-Aug-2021	4.938492872							
USA	16/08/2021	0.7636	0.7044	0.7336	16-Aug-2021	5.061469265							
USA	17/08/2021	0.76	0.701	0.7311	17-Aug-2021	4.940567067							
USA	18/08/2021	0.7559	0.6973	0.7259	18-Aug-2021	5.075913008							
USA	19/08/2021	0.7496	0.6915	0.7190	19-Aug-2021	4.900537264							
USA	20/08/2021	0.7436	0.6855	0.7133	20-Aug-2021	4.78650904							
USA	23/08/2021	0.7447	0.6869	0.7161	23-Aug-2021	4.858404598							
USA	24/08/2021	0.7506	0.692	0.7234	24-Aug-2021	5.036866359							
USA	25/08/2021	0.7553	0.6962	0.7245	25-Aug-2021	5.297207631							
USA	26/08/2021	0.7571	0.698	0.7264	26-Aug-2021	4.867080745							
USA	27/08/2021	0.7532	0.6942	0.7247	27-Aug-2021	4.870594714							
USA	30/08/2021	0.7605	0.7014	0.7297	30-Aug-2021	5.166551677							
USA	31/08/2021	0.7592	0.6998	0.7335	31-Aug-2021	4.839523092							
USA	01/09/2021	0.761	0.7016	0.7325	01-Sep-2021	5.548466258							
USA	02/09/2021	0.7662	0.7067	0.7380	02-Sep-2021	5.176245734							
USA	03/09/2021	0.7703	0.7099	0.7423	03-Sep-2021	5.198780488							
USA	06/09/2021	0.7753	0.7151	0.7435	06-Sep-2021	5.32116395							
USA	07/09/2021	0.7758	0.7157	0.7422	07-Sep-2021	4.781573638							
USA	08/09/2021	0.7689	0.7088	0.7384	08-Sep-2021	4.53476152							
USA	09/09/2021	0.7665	0.7067	0.7349	09-Sep-2021	4.968580715							
USA	10/09/2021	0.7666	0.7068	0.7382	10-Sep-2021	4.798884202							
USA	13/09/2021	0.7649	0.7055	0.7348	13-Sep-2021	5.211053915							
USA	14/09/2021	0.7668	0.707	0.7340	14-Sep-2021	4.94760479							
USA	15/09/2021	0.7619	0.7023	0.7323	15-Sep-2021	4.641689373							
USA	16/09/2021	0.7631	0.7033	0.7317	16-Sep-2021	5.055714871							
USA	17/09/2021	0.7589	0.6997	0.7303	17-Sep-2021	4.842558426							
USA	20/09/2021	0.752	0.6937	0.7241	20-Sep-2021	5.148158291							
USA	21/09/2021	0.7566	0.6979	0.7268	21-Sep-2021	5.156331998							
USA	22/09/2021	0.7552	0.6966	0.7250	22-Sep-2021	4.936571271							
USA	23/09/2021	0.7534	0.6945	0.7244	23-Sep-2021	4.878068966							
USA	24/09/2021	0.7595	0.7004	0.7297	24-Sep-2021	5.086278299							
USA	27/09/2021	0.7571	0.6984	0.7284	27-Sep-2021	4.975195286							
USA	28/09/2021	0.7584	0.6991	0.7310	28-Sep-2021	5.077429984							
USA	29/09/2021	0.7544	0.6958	0.7254	29-Sep-2021	5.320246238							
USA	30/09/2021	0.7484	0.6903	0.7206	30-Sep-2021	5.039702233							
USA	01/10/2021	0.752	0.6929	0.7211	01-Oct-2021	5.162781016							
USA	04/10/2021	0.7559	0.6972			4.871585078							

USA	05/10/2021	0.7558	0.6971	0.7265	05-Oct-2021	#DIV/0!								
USA	06/10/2021	0.7585	0.6993	0.7260	06-Oct-2021	5.006331727								
USA	07/10/2021	0.757	0.698	0.7281	07-Oct-2021	4.640909091								
USA	08/10/2021	0.7609	0.7017	0.7298	08-Oct-2021	5.092707046								
USA	11/10/2021	0.7619	0.7028	0.7319	11-Oct-2021	4.811866265								
USA	12/10/2021	0.7642	0.7047	0.7349	12-Oct-2021	4.936193469								
USA	13/10/2021	0.7649	0.7053	0.7340	13-Oct-2021	5.068308613								
USA	14/10/2021	0.7679	0.7081	0.7388	14-Oct-2021	4.870980926								
USA	15/10/2021	0.7717	0.7116	0.7422	15-Oct-2021	5.113833243								
USA	18/10/2021	0.7714	0.7115	0.7403	18-Oct-2021	5.081649151								
USA	19/10/2021	0.7746	0.7144	0.7455	19-Oct-2021	4.85141159								
USA	20/10/2021	0.7793	0.7189	0.7499	20-Oct-2021	5.129979879								
USA	21/10/2021	0.7843	0.7235	0.7508	21-Oct-2021	5.092545673								
USA	22/10/2021	0.7766	0.7162	0.7477	22-Oct-2021	4.599760256								
USA	25/10/2021	0.7775	0.7172	0.7487	25-Oct-2021	5.170790424								
USA	26/10/2021	0.7789	0.7185	0.7515	26-Oct-2021	5.165219714								
USA	27/10/2021	0.7835	0.7226	0.7526	27-Oct-2021	5.347305389								
USA	28/10/2021	0.7823	0.7213	0.7510	28-Oct-2021	4.946319426								
USA	29/10/2021	0.7847	0.7236	0.7546	29-Oct-2021	4.91517976								
USA	01/11/2021	0.7814	0.7206	0.7505	01-Nov-2021	5.067055394								
USA	02/11/2021	0.7828	0.721	0.7497	02-Nov-2021	4.944170553								
USA	03/11/2021	0.7733	0.713	0.7435	03-Nov-2021	4.789915966								
USA	04/11/2021	0.7753	0.7149	0.7448	04-Nov-2021	5.061197041								
USA	05/11/2021	0.7698	0.7099	0.7397	05-Nov-2021	4.974355532								
USA	08/11/2021	0.7694	0.7096	0.7398	08-Nov-2021	4.988373665								
USA	09/11/2021	0.772	0.7122	0.7410	09-Nov-2021	5.04136253								
USA	10/11/2021	0.7674	0.7079	0.7368	10-Nov-2021	4.847773279								
USA	11/11/2021	0.7595	0.7006	0.7304	11-Nov-2021	4.883143322								
USA	12/11/2021	0.7584	0.6996	0.7287	12-Nov-2021	5.039156627								
USA	15/11/2021	0.7621	0.7028	0.7343	15-Nov-2021	4.953478798								
USA	16/11/2021	0.7642	0.7049	0.7354	16-Nov-2021	5.246901811								
USA	17/11/2021	0.7567	0.698	0.7284	17-Nov-2021	5.105928746								
USA	18/11/2021	0.756	0.6973	0.7273	18-Nov-2021	5.131795717								
USA	19/11/2021	0.7569	0.6982	0.7274	19-Nov-2021	5.083596865								
USA	22/11/2021	0.7529	0.6944	0.7253	22-Nov-2021	4.974154523								
USA	23/11/2021	0.7518	0.6934	0.7221	23-Nov-2021	5.217703019								
USA	24/11/2021	0.7517	0.6934	0.7209	24-Nov-2021	4.934773577								
USA	25/11/2021	0.7487	0.6908	0.7204	25-Nov-2021	4.776529338								
USA	26/11/2021	0.7435	0.6858	0.7142	26-Nov-2021	5.067740144								
USA	29/11/2021	0.7432	0.6855	0.7140	29-Nov-2021	4.936712405								
USA	30/11/2021	0.7418	0.6842	0.7144	30-Nov-2021	4.951680672								
USA	01/12/2021	0.7438	0.6861	0.7169	01-Dec-2021	5.185050392								
USA	02/12/2021	0.7386	0.6812	0.7098	02-Dec-2021	5.253312875								
USA	03/12/2021	0.7355	0.6784	0.7076	03-Dec-2021	4.989010989								
USA	06/12/2021	0.7291	0.6724	0.7025	06-Dec-2021	5.08535896								
USA	07/12/2021	0.7335	0.6763	0.7071	07-Dec-2021	5.241850534								
USA	08/12/2021	0.7423	0.6846	0.7133	08-Dec-2021	5.312261349								
USA	09/12/2021	0.7467	0.6887	0.7174	09-Dec-2021	4.983316977								

USA	10/12/2021	0.7435	0.6857	0.7151	10-Dec-2021	4.960551993							
USA	13/12/2021	0.7452	0.6872	0.7176	13-Dec-2021	5.070199972							
USA	14/12/2021	0.7396	0.6822	0.7104	14-Dec-2021	5.193979933							
USA	15/12/2021	0.7393	0.6819	0.7114	15-Dec-2021	4.929898649							
USA	16/12/2021	0.7456	0.6877	0.7160	16-Dec-2021	5.105285353							
USA	17/12/2021	0.7468	0.6888	0.7167	17-Dec-2021	4.912988827							
USA	20/12/2021	0.7405	0.6829	0.7109	20-Dec-2021	4.853913771							
USA	21/12/2021	0.7399	0.6824	0.7113	21-Dec-2021	4.8992826							
USA	22/12/2021	0.7442	0.6864	0.7133	22-Dec-2021	5.022353437							
USA	23/12/2021	0.7508	0.6924	0.7210	23-Dec-2021	4.733492219							
USA	24/12/2021	0.754	0.6955	0.7232	24-Dec-2021	4.92704577							
USA	27/12/2021	0.754	0.6955			4.791897124							
USA	28/12/2021	0.754	0.6955			#DIV/0!							
USA	29/12/2021	0.7524	0.6939	0.7233	29-Dec-2021	#DIV/0!							
USA	30/12/2021	0.7546	0.696	0.7258	30-Dec-2021	5.024056408							
USA	31/12/2021	0.7544	0.6957	0.7256	31-Dec-2021	5.064756131							
USA	03/01/2022	0.7544	0.6957			5.079520397							
USA	04/01/2022	0.7495	0.6913	0.7211	04-Jan-2022	#DIV/0!							
USA	05/01/2022	0.7533	0.6948	0.7232	05-Jan-2022	5.09124948							
USA	06/01/2022	0.7513	0.6931	0.7177	06-Jan-2022	4.887721239							
USA	07/01/2022	0.7449	0.6871	0.7162	07-Jan-2022	4.393339836							
USA	10/01/2022	0.7461	0.6882	0.7193	10-Jan-2022	5.022479754							
USA	11/01/2022	0.7464	0.6885	0.7186	11-Jan-2022	5.280411511							
USA	12/01/2022	0.7501	0.6918	0.7218	12-Jan-2022	5.146813248							
USA	13/01/2022	0.7583	0.6994	0.7291	13-Jan-2022	5.114713217							
USA	14/01/2022	0.7581	0.6993	0.7283	14-Jan-2022	5.03278014							
USA	17/01/2022	0.7504	0.6921	0.7207	17-Jan-2022	4.942056845							
USA	18/01/2022	0.7502	0.692	0.7195	18-Jan-2022	4.92868045							
USA	19/01/2022	0.7479	0.6898	0.7188	19-Jan-2022	4.783877693							
USA	20/01/2022	0.7524	0.694	0.7238	20-Jan-2022	4.994156928							
USA	21/01/2022	0.7485	0.6904	0.7192	21-Jan-2022	5.075987842							
USA	24/01/2022	0.7467	0.6887	0.7180	24-Jan-2022	4.964404894							
USA	25/01/2022	0.7426	0.685	0.7133	25-Jan-2022	5.039972145							
USA	26/01/2022	0.7426	0.685			4.927800365							
USA	27/01/2022	0.7367	0.6796	0.7082	27-Jan-2022	#DIV/0!							
USA	28/01/2022	0.7317	0.6746	0.7028	28-Jan-2022	4.998023157							
USA	31/01/2022	0.727	0.6705	0.7011	31-Jan-2022	4.97239613							
USA	01/02/2022	0.7325	0.6755	0.7066	01-Feb-2022	5.320924262							
USA	02/02/2022	0.7411	0.6836	0.7134	02-Feb-2022	5.357345033							
USA	03/02/2022	0.7408	0.6834	0.7120	03-Feb-2022	5.135407906							
USA	04/02/2022	0.7417	0.6842	0.7150	04-Feb-2022	4.976685393							
USA	07/02/2022	0.7366	0.6793	0.7092	07-Feb-2022	5.264615385							
USA	08/02/2022	0.7413	0.6838	0.7121	08-Feb-2022	5.173857868							
USA	09/02/2022	0.7433	0.6856	0.7167	09-Feb-2022	4.934419323							
USA	10/02/2022	0.747	0.6891	0.7175	10-Feb-2022	5.295939724							
USA	11/02/2022	0.7436	0.6859	0.7120	11-Feb-2022	4.918606272							
USA	14/02/2022	0.742	0.6843	0.7118	14-Feb-2022	4.629073034							
USA	15/02/2022	0.7413	0.6838	0.7127	15-Feb-2022	4.82481034							

USA	16/02/2022	0.7436	0.6859	0.7155	16-Feb-2022	5.014452084								
USA	17/02/2022	0.7491	0.691	0.7172	17-Feb-2022	5.095597484								
USA	18/02/2022	0.7479	0.6899	0.7206	18-Feb-2022	4.616564417								
USA	21/02/2022	0.7484	0.6903	0.7215	21-Feb-2022	5.217735221								
USA	22/02/2022	0.7478	0.6898	0.7202	22-Feb-2022	5.281081081								
USA	23/02/2022	0.7516	0.6933	0.7235	23-Feb-2022	5.178839211								
USA	24/02/2022	0.7496	0.6914	0.7198	24-Feb-2022	5.132411887								
USA	25/02/2022	0.7443	0.6866	0.7198	25-Feb-2022	4.906085024								
USA	28/02/2022	0.7473	0.6893	0.7182	28-Feb-2022	5.566268408								
USA	01/03/2022	0.7553	0.6967	0.7260	01-Mar-2022	4.983709273								
USA	02/03/2022	0.7564	0.6978	0.7269	02-Mar-2022	4.995454545								
USA	03/03/2022	0.7592	0.7004	0.7301	03-Mar-2022	4.963268675								
USA	04/03/2022	0.7617	0.7026	0.7359	04-Mar-2022	5.02725654								
USA	07/03/2022	0.7724	0.7124	0.7419	07-Mar-2022	5.479820628								
USA	08/03/2022	0.7627	0.7036	0.7309	08-Mar-2022	4.936514355								
USA	09/03/2022	0.7564	0.6978	0.7285	09-Mar-2022	4.697769873								
USA	10/03/2022	0.7612	0.7021	0.7321	10-Mar-2022	5.171997255								
USA	11/03/2022	0.7645	0.7052	0.7336	11-Mar-2022	5.056822838								
USA	14/03/2022	0.7543	0.6958	0.7258	14-Mar-2022	4.832606325								
USA	15/03/2022	0.7463	0.6884	0.7186	15-Mar-2022	5.092036374								
USA	16/03/2022	0.7486	0.6903	0.7207	16-Mar-2022	5.160590036								
USA	17/03/2022	0.7587	0.6996	0.7318	17-Mar-2022	5.175940058								
USA	18/03/2022	0.7676	0.7079	0.7380	18-Mar-2022	5.356108226								
USA	21/03/2022	0.7702	0.7103	0.7404	21-Mar-2022	5.037804878								
USA	22/03/2022	0.7699	0.71	0.7394	22-Mar-2022	5.02471637								
USA	23/03/2022	0.777	0.7165	0.7459	23-Mar-2022	4.936434947								
USA	24/03/2022	0.7805	0.7197	0.7473	24-Mar-2022	4.902131653								
USA	25/03/2022	0.7816	0.7208	0.7526	25-Mar-2022	4.656362906								
USA	28/03/2022	0.7811	0.7204	0.7524	28-Mar-2022	5.183098592								
USA	29/03/2022	0.7796	0.7189	0.7482	29-Mar-2022	5.210526316								
USA	30/03/2022	0.7813	0.7205	0.7527	30-Mar-2022	4.876904571								
USA	31/03/2022	0.7815	0.7207	0.7482	31-Mar-2022	5.235153448								
USA	01/04/2022	0.779	0.7184	0.7477	01-Apr-2022	4.638732959								
USA	04/04/2022	0.7794	0.7189	0.7514	04-Apr-2022	4.879497125								
USA	05/04/2022	0.7895	0.7282	0.7615	05-Apr-2022	5.28200692								
USA	06/04/2022	0.7886	0.727	0.7572	06-Apr-2022	5.329218647								
USA	07/04/2022	0.779	0.7186	0.7483	07-Apr-2022	4.948494453								
USA	08/04/2022	0.7786	0.7177	0.7483	08-Apr-2022	4.929306428								
USA	11/04/2022	0.774	0.7139	0.7448	11-Apr-2022	5.04837632								
USA	12/04/2022	0.7719	0.7117	0.7433	12-Apr-2022	5.107277121								
USA	13/04/2022	0.7756	0.7151	0.7451	13-Apr-2022	5.208798601								
USA	14/04/2022	0.7757	0.7152	0.7458	14-Apr-2022	4.986042142								
USA	15/04/2022	0.7757	0.7152			5.061946903								
USA	18/04/2022	0.7757	0.7152			#DIV/0!								
USA	19/04/2022	0.7663	0.7069	0.7373	19-Apr-2022	#DIV/0!								
USA	20/04/2022	0.7696	0.7099	0.7426	20-Apr-2022	5.081920521								
USA	21/04/2022	0.775	0.7145	0.7444	21-Apr-2022	5.359412874								
USA	22/04/2022	0.7674	0.7075	0.7335	22-Apr-2022	4.976491134								

USA	25/04/2022	0.763	0.7038			4.509202454							
USA	26/04/2022	0.7515	0.6932	0.7220	26-Apr-2022	#DIV/0!							
USA	27/04/2022	0.7455	0.6876	0.7179	27-Apr-2022	4.949030471							
USA	28/04/2022	0.7376	0.6803	0.7096	28-Apr-2022	5.178437108							
USA	29/04/2022	0.7414	0.6838	0.7148	29-Apr-2022	5.087795941							
USA	02/05/2022	0.7318	0.675	0.7043	02-May-2022	5.293508674							
USA	03/05/2022	0.741	0.6835	0.7107	03-May-2022	5.118557433							
USA	04/05/2022	0.7401	0.6826	0.7110	04-May-2022	4.788940481							
USA	05/05/2022	0.7554	0.6962	0.7241	05-May-2022	4.95443038							
USA	06/05/2022	0.74	0.6822	0.7095	06-May-2022	4.81452838							
USA	09/05/2022	0.7292	0.6726	0.7002	09-May-2022	4.809302326							
USA	10/05/2022	0.7235	0.6666	0.6975	10-May-2022	4.902313625							
USA	11/05/2022	0.724	0.6678	0.6955	11-May-2022	5.385806452							
USA	12/05/2022	0.7223	0.6658	0.6879	12-May-2022	4.942918763							
USA	13/05/2022	0.7166	0.661	0.6898	13-May-2022	4.180549498							
USA	16/05/2022	0.7162	0.6606	0.6889	16-May-2022	5.133371992							
USA	17/05/2022	0.7271	0.6707	0.7007	17-May-2022	5.066918276							
USA	18/05/2022	0.7281	0.6716	0.7034	18-May-2022	5.238618524							
USA	19/05/2022	0.7293	0.6727	0.6996	19-May-2022	5.475689508							
USA	20/05/2022	0.7294	0.6728	0.7040	20-May-2022	4.806603774							
USA	23/05/2022	0.737	0.6798	0.7112	23-May-2022	5.3875							
USA	24/05/2022	0.7364	0.6792	0.7083	24-May-2022	5.370922385							
USA	25/05/2022	0.7384	0.6811	0.7107	25-May-2022	5.067344346							
USA	26/05/2022	0.7375	0.6797	0.7066	26-May-2022	5.123258759							
USA	27/05/2022	0.7421	0.6845	0.7134	27-May-2022	4.768893292							
USA	30/05/2022	0.745	0.6871	0.7184	30-May-2022	5.010513036							
USA	31/05/2022	0.7488	0.6904	0.7187	31-May-2022	5.313335189							
USA	01/06/2022	0.7468	0.6886	0.7168	01-Jun-2022	4.898288577							
USA	02/06/2022	0.7467	0.6883	0.7157	02-Jun-2022	4.894810268							
USA	03/06/2022	0.7555	0.6969	0.7257	03-Jun-2022	4.790135532							
USA	06/06/2022	0.7503	0.692	0.7201	06-Jun-2022	4.928896238							
USA	07/06/2022	0.75	0.6918	0.7177	07-Jun-2022	4.863213443							
USA	08/06/2022	0.7491	0.6909	0.7202	08-Jun-2022	4.572662672							
USA	09/06/2022	0.7482	0.6898	0.7176	09-Jun-2022	5.027631214							
USA	10/06/2022	0.7386	0.6809	0.7121	10-Jun-2022	4.835284281							
USA	13/06/2022	0.7304	0.6736			5.337593035							
USA	14/06/2022	0.7219	0.6658	0.6966	14-Jun-2022	#DIV/0!							
USA	15/06/2022	0.7176	0.6619	0.6906	15-Jun-2022	5.377260982							
USA	16/06/2022	0.7292	0.6726	0.6999	16-Jun-2022	5.11424848							
USA	17/06/2022	0.7336	0.6763	0.7012	17-Jun-2022	4.86155165							
USA	20/06/2022	0.7233	0.6672	0.6967	20-Jun-2022	4.51554478							
USA	21/06/2022	0.7245	0.6682	0.6960	21-Jun-2022	5.191904694							
USA	22/06/2022	0.7212	0.6652	0.6917	22-Jun-2022	4.954310345							
USA	23/06/2022	0.7169	0.6613	0.6898	23-Jun-2022	4.792829261							
USA	24/06/2022	0.7174	0.6614	0.6908	24-Jun-2022	5.090316034							
USA	27/06/2022	0.7195	0.6636	0.6930	27-Jun-2022	5.213375796							
USA	28/06/2022	0.7204	0.6642	0.6928	28-Jun-2022	5.2							
USA	29/06/2022	0.7187	0.6625	0.6898	29-Jun-2022	5.086893764							

USA	30/06/2022	0.7158	0.6599	0.6889	30-Jun-2022	4.918092201							
USA	01/07/2022	0.7121	0.6568	0.6830	01-Jul-2022	5.167513427							
USA	04/07/2022	0.709	0.6539	0.6834	04-Jul-2022	4.797657394							
USA	05/07/2022	0.717	0.6614	0.6873	05-Jul-2022	5.273485514							
USA	06/07/2022	0.7076	0.6522	0.6784	06-Jul-2022	4.73068529							
USA	07/07/2022	0.7082	0.6532	0.6822	07-Jul-2022	4.823408019							
USA	08/07/2022	0.7117	0.656	0.6824	08-Jul-2022	5.208443272							
USA	11/07/2022	0.71	0.6549	0.6813	11-Jul-2022	4.830011723							
USA	12/07/2022	0.7008	0.646	0.6720	12-Jul-2022	4.836195509							
USA	13/07/2022	0.7036	0.649	0.6771	13-Jul-2022	4.830357143							
USA	14/07/2022	0.7043	0.6496	0.6757	14-Jul-2022	5.108551174							
USA	15/07/2022	0.7022	0.6474	0.6730	15-Jul-2022	4.824034335							
USA	18/07/2022	0.7085	0.6536	0.6802	18-Jul-2022	4.765824666							
USA	19/07/2022	0.7089	0.6536	0.6851	19-Jul-2022	4.87150838							
USA	20/07/2022	0.72	0.6641	0.6912	20-Jul-2022	5.551890235							
USA	21/07/2022	0.717	0.6609	0.6910	21-Jul-2022	4.881510417							
USA	22/07/2022	0.7216	0.6652	0.6906	22-Jul-2022	5.312445731							
USA	25/07/2022	0.7177	0.662	0.6909	25-Jul-2022	4.641181581							
USA	26/07/2022	0.7261	0.6697	0.6961	26-Jul-2022	5.141120278							
USA	27/07/2022	0.722	0.6656	0.6940	27-Jul-2022	4.754632955							
USA	28/07/2022	0.7279	0.671	0.6996	28-Jul-2022	5.05129683							
USA	29/07/2022	0.7276	0.6706	0.7007	29-Jul-2022	5.047169811							
USA	01/08/2022	0.7267	0.6702			5.252747253							
USA	02/08/2022	0.7312	0.6741	0.6956	02-Aug-2022	#DIV/0!							
USA	03/08/2022	0.7199	0.6637	0.6934	03-Aug-2022	4.059948246							
USA	04/08/2022	0.7232	0.6666	0.6961	04-Aug-2022	5.240409576							
USA	05/08/2022	0.725	0.6683	0.6968	05-Aug-2022	5.195517885							
USA	08/08/2022	0.721	0.665	0.6937	08-Aug-2022	5.049225029							
USA	09/08/2022	0.7266	0.6699	0.6975	09-Aug-2022	5.095862765							
USA	10/08/2022	0.7248	0.668	0.6956	10-Aug-2022	4.917419355							
USA	11/08/2022	0.7366	0.679	0.7075	11-Aug-2022	4.928119609							
USA	12/08/2022	0.7393	0.6816	0.7122	12-Aug-2022	4.987985866							
USA	15/08/2022	0.7383	0.681	0.7083	15-Aug-2022	5.253580455							
USA	16/08/2022	0.7309	0.6739	0.7038	16-Aug-2022	4.815756036							
USA	17/08/2022	0.7293	0.6727	0.7024	17-Aug-2022	5.205882353							
USA	18/08/2022	0.7219	0.6654	0.6927	18-Aug-2022	5.18607631							
USA	19/08/2022	0.7196	0.6634	0.6914	19-Aug-2022	4.901689043							
USA	22/08/2022	0.7183	0.6626	0.6892	22-Aug-2022	5.009256581							
USA	23/08/2022	0.7169	0.6612	0.6877	23-Aug-2022	4.820951828							
USA	24/08/2022	0.7178	0.6621	0.6905	24-Aug-2022	4.814890214							
USA	25/08/2022	0.7231	0.667	0.6955	25-Aug-2022	5.071832006							
USA	26/08/2022	0.7262	0.6696	0.6957	26-Aug-2022	5.056793674							
USA	29/08/2022	0.714	0.6586	0.6858	29-Aug-2022	4.714100906							
USA	30/08/2022	0.7155	0.6599	0.6905	30-Aug-2022	4.926509186							
USA	31/08/2022	0.7156	0.6601	0.6902	31-Aug-2022	5.387255612							
USA	01/09/2022	0.7085	0.6535	0.6834	01-Sep-2022	5.317444219							
USA	02/09/2022	0.7062	0.651	0.6790	02-Sep-2022	5.33143108							
USA	05/09/2022	0.7063	0.6514	0.6785	05-Sep-2022	5.082474227							

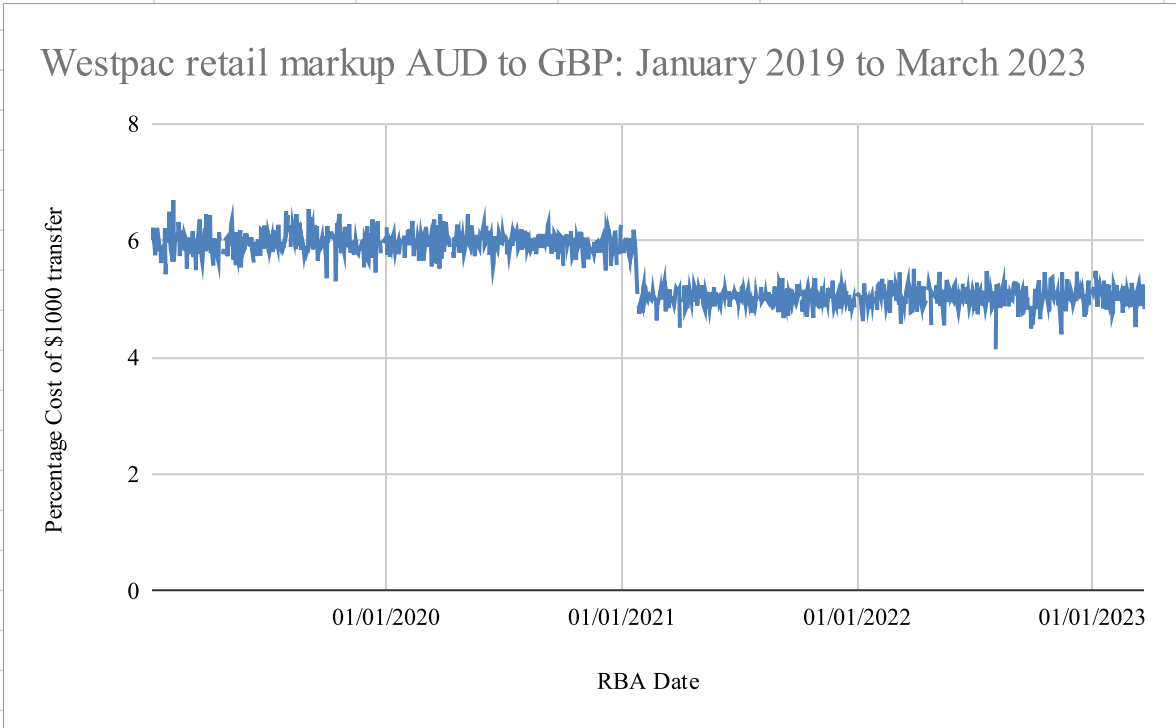


USA	06/09/2022	0.7089	0.6539	0.6800	06-Sep-2022	4.954163596								
USA	07/09/2022	0.6976	0.6434	0.6711	07-Sep-2022	4.799852941								
USA	08/09/2022	0.7015	0.647	0.6741	08-Sep-2022	5.086276263								
USA	09/09/2022	0.7081	0.6531	0.6828	09-Sep-2022	4.979973298								
USA	12/09/2022	0.7112	0.6559	0.6843	12-Sep-2022	5.306239016								
USA	13/09/2022	0.717	0.661	0.6874	13-Sep-2022	5.108724244								
USA	14/09/2022	0.701	0.6461	0.6724	14-Sep-2022	4.80215304								
USA	15/09/2022	0.7038	0.6491	0.6748	15-Sep-2022	4.872248662								
USA	16/09/2022	0.6968	0.6425	0.6702	16-Sep-2022	4.770450504								
USA	19/09/2022	0.6987	0.6443	0.6694	19-Sep-2022	5.091763653								
USA	20/09/2022	0.7001	0.6454	0.6720	20-Sep-2022	4.712130266								
USA	21/09/2022	0.6963	0.6419	0.6667	21-Sep-2022	4.91875								
USA	22/09/2022	0.6934	0.6396			4.682615869								
USA	23/09/2022	0.6914	0.6373	0.6624	23-Sep-2022	#DIV/0!								
USA	26/09/2022	0.6787	0.626	0.6497	26-Sep-2022	4.751358696								
USA	27/09/2022	0.6747	0.6223	0.6501	27-Sep-2022	4.611359089								
USA	28/09/2022	0.6661	0.6144	0.6386	28-Sep-2022	5.233502538								
USA	29/09/2022	0.6761	0.6236	0.6466	29-Sep-2022	4.751644222								
USA	30/09/2022	0.6758	0.6233	0.6502	30-Sep-2022	4.521497062								
USA	03/10/2022	0.6669	0.6149			5.095816672								
USA	04/10/2022	0.6747	0.6222	0.6474	4-Oct-2022	#DIV/0!								
USA	05/10/2022	0.6742	0.6218	0.6489	5-Oct-2022	4.853568119								
USA	06/10/2022	0.6783	0.6256	0.6535	6-Oct-2022	5.134535368								
USA	07/10/2022	0.6671	0.6151	0.6405	7-Oct-2022	5.226625861								
USA	10/10/2022	0.661	0.6096	0.6335	10-Oct-2022	4.925995316								
USA	11/10/2022	0.6534	0.6026	0.6250	11-Oct-2022	4.734964483								
USA	12/10/2022	0.65	0.5995	0.6271	12-Oct-2022	4.54816								
USA	13/10/2022	0.6529	0.6019	0.6275	13-Oct-2022	5.357199809								
USA	14/10/2022	0.659	0.6078	0.6327	14-Oct-2022	5.038884462								
USA	17/10/2022	0.6462	0.5959	0.6230	17-Oct-2022	4.896159317								
USA	18/10/2022	0.6547	0.6036	0.6322	18-Oct-2022	5.306420546								
USA	19/10/2022	0.6566	0.6054	0.6312	19-Oct-2022	5.478645998								
USA	20/10/2022	0.6497	0.5992	0.6254	20-Oct-2022	5.046577947								
USA	21/10/2022	0.6535	0.6025	0.6265	21-Oct-2022	5.147425648								
USA	24/10/2022	0.6604	0.6091	0.6346	24-Oct-2022	4.792498005								
USA	25/10/2022	0.6585	0.6071	0.6325	25-Oct-2022	4.978096439								
USA	26/10/2022	0.6654	0.6135	0.6403	26-Oct-2022	4.975652174								
USA	27/10/2022	0.6762	0.6226	0.6511	27-Oct-2022	5.143682649								
USA	28/10/2022	0.6733	0.621	0.6469	28-Oct-2022	5.333435724								
USA	31/10/2022	0.668	0.6161	0.6420	31-Oct-2022	4.963672902								
USA	01/11/2022	0.6676	0.6157	0.6423	1-Nov-2022	4.993925234								
USA	02/11/2022	0.6675	0.6156	0.6412	2-Nov-2022	5.099953293								
USA	03/11/2022	0.6618	0.6104	0.6369	3-Nov-2022	4.952588896								
USA	04/11/2022	0.6584	0.6073	0.6348	4-Nov-2022	5.119170984								
USA	07/11/2022	0.67	0.6179	0.6430	7-Nov-2022	5.288752363								
USA	08/11/2022	0.6744	0.622	0.6464	8-Nov-2022	4.864541213								
USA	09/11/2022	0.6769	0.6244	0.6500	9-Nov-2022	4.73700495								
USA	10/11/2022	0.6691	0.6171	0.6419	10-Nov-2022	4.899076923								



USA	18/01/2023	0.7265	0.6701	0.6994	18-Jan-2023	5.287681055							
USA	19/01/2023	0.7193	0.6635	0.6904	19-Jan-2023	5.147412067							
USA	20/01/2023	0.7195	0.6636	0.6918	20-Jan-2023	4.857329085							
USA	23/01/2023	0.7269	0.6705	0.6983	23-Jan-2023	5.03555941							
USA	24/01/2023	0.7326	0.6757	0.7033	24-Jan-2023	4.94128598							
USA	25/01/2023	0.7372	0.68	0.7102	25-Jan-2023	4.885113039							
USA	26/01/2023	0.7381	0.6808			5.209800056							
USA	27/01/2023	0.7401	0.6827	0.7107	27-Jan-2023	#DIV/0!							
USA	30/01/2023	0.7388	0.6814	0.7092	30-Jan-2023	4.900379907							
USA	31/01/2023	0.7344	0.6774	0.7037	31-Jan-2023	4.88071066							
USA	01/02/2023	0.7338	0.6768	0.7068	1-Feb-2023	4.700014211							
USA	02/02/2023	0.743	0.6854	0.7150	2-Feb-2023	5.202037351							
USA	03/02/2023	0.7364	0.6789	0.7062	3-Feb-2023	5.098461538							
USA	06/02/2023	0.7198	0.6639	0.6943	6-Feb-2023	4.827102804							
USA	07/02/2023	0.7217	0.6657	0.6931	7-Feb-2023	5.334725623							
USA	08/02/2023	0.7237	0.6673	0.6964	8-Feb-2023	4.913720964							
USA	09/02/2023	0.7228	0.6667	0.6954	9-Feb-2023	5.13684664							
USA	10/02/2023	0.7211	0.6651	0.6923	10-Feb-2023	5.085849871							
USA	13/02/2023	0.7189	0.663	0.6908	13-Feb-2023	4.889643218							
USA	14/02/2023	0.7246	0.6684	0.6975	14-Feb-2023	4.984076433							
USA	15/02/2023	0.7236	0.6674	0.6937	15-Feb-2023	5.130322581							
USA	16/02/2023	0.718	0.6622	0.6922	16-Feb-2023	4.753351593							
USA	17/02/2023	0.7128	0.6575	0.6843	17-Feb-2023	5.290667437							
USA	20/02/2023	0.7164	0.6608	0.6892	20-Feb-2023	4.877246822							
USA	21/02/2023	0.7191	0.6633	0.6896	21-Feb-2023	5.079512478							
USA	22/02/2023	0.7115	0.6563	0.6839	22-Feb-2023	4.775667053							
USA	23/02/2023	0.7106	0.6555	0.6830	23-Feb-2023	4.995320953							
USA	24/02/2023	0.7089	0.6539	0.6814	24-Feb-2023	4.986090776							
USA	27/02/2023	0.7003	0.6458	0.6711	27-Feb-2023	4.995450543							
USA	28/02/2023	0.701	0.6466	0.6730	28-Feb-2023	4.732230666							
USA	01/03/2023	0.6997	0.6454	0.6750	1-Mar-2023	4.883506686							
USA	02/03/2023	0.7024	0.6479	0.6746	2-Mar-2023	5.341333333							
USA	03/03/2023	0.7006	0.6462	0.6744	3-Mar-2023	4.918321969							
USA	06/03/2023	0.7041	0.6494	0.6756	6-Mar-2023	5.139679715							
USA	07/03/2023	0.7017	0.6472	0.6713	7-Mar-2023	4.839253996							
USA	08/03/2023	0.686	0.6328	0.6591	8-Mar-2023	4.554148667							
USA	09/03/2023	0.6857	0.6325	0.6610	9-Mar-2023	4.950386891							
USA	10/03/2023	0.685	0.6318	0.6599	10-Mar-2023	5.268532526							
USA	13/03/2023	0.6918	0.638	0.6665	13-Mar-2023	5.215638733							
USA	14/03/2023	0.6915	0.6378	0.6649	14-Mar-2023	5.233308327							
USA	15/03/2023	0.6979	0.6437	0.6692	15-Mar-2023	5.035042864							
USA	16/03/2023	0.6887	0.6349	0.6637	16-Mar-2023	4.772414824							
USA	17/03/2023	0.6958	0.6418	0.6714	17-Mar-2023	5.29591683							
USA	20/03/2023	0.6979	0.6436	0.6683	20-Mar-2023	5.36461126							
USA	21/03/2023	0.6991	0.6445	0.6691	21-Mar-2023	4.658985486							
USA	22/03/2023	0.6961	0.642	0.6695	22-Mar-2023	4.639814676							
USA	23/03/2023	0.6999	0.6455	0.6741	23-Mar-2023	5.066467513							

United Kingdom	Date	offered_ratebuy	offered_ratesell	midmarket_rate	RBA Date	Percentage Cost of \$1000 transfer
United Kingdom	02/01/2019	0.574	0.5225	0.5512	02-Jan-2019	6.154753266
United Kingdom	03/01/2019	0.5772	0.5255	0.5535	03-Jan-2019	6.008130081
United Kingdom	04/01/2019	0.5784	0.5265	0.5558	04-Jan-2019	6.218963656
United Kingdom	07/01/2019	0.5845	0.532	0.5596	07-Jan-2019	5.88277341
United Kingdom	08/01/2019	0.5843	0.532	0.5588	08-Jan-2019	5.748031496
United Kingdom	09/01/2019	0.5859	0.5334	0.5614	09-Jan-2019	5.93765586
United Kingdom	10/01/2019	0.5857	0.5333	0.5620	10-Jan-2019	6.05569395
United Kingdom	11/01/2019	0.5886	0.5358	0.5656	11-Jan-2019	6.216053748
United Kingdom	14/01/2019	0.5836	0.5313	0.5593	14-Jan-2019	5.956195244
United Kingdom	15/01/2019	0.5842	0.5319	0.5591	15-Jan-2019	5.81631193
United Kingdom	16/01/2019	0.5842	0.5319	0.5597	16-Jan-2019	5.917277113
United Kingdom	17/01/2019	0.5819	0.5298	0.5557	17-Jan-2019	5.614180313
United Kingdom	18/01/2019	0.5791	0.5271	0.5540	18-Jan-2019	5.807039711
United Kingdom	21/01/2019	0.5817	0.5296	0.5571	21-Jan-2019	5.886914378
United Kingdom	22/01/2019	0.5797	0.5277	0.5541	22-Jan-2019	5.716838116
United Kingdom	23/01/2019	0.5734	0.522	0.5510	23-Jan-2019	6.210526316
United Kingdom	24/01/2019	0.5707	0.5196	0.5439	24-Jan-2019	5.423055709
United Kingdom	25/01/2019	0.5665	0.5158	0.5409	25-Jan-2019	5.594009983
United Kingdom	28/01/2019	0.5665	0.5158			#DIV/0!
United Kingdom	29/01/2019	0.5684	0.5176	0.5449	29-Jan-2019	5.959992659
United Kingdom	30/01/2019	0.5703	0.5192	0.5497	30-Jan-2019	6.49299618
United Kingdom	31/01/2019	0.5776	0.5258	0.5537	31-Jan-2019	5.988441394
United Kingdom	01/02/2019	0.5777	0.5259	0.5530	01-Feb-2019	5.851537071
United Kingdom	04/02/2019	0.5789	0.5269	0.5528	04-Feb-2019	5.638386397
United Kingdom	05/02/2019	0.5764	0.5248	0.5568	05-Feb-2019	6.689655172
United Kingdom	06/02/2019	0.5779	0.5261	0.5520	06-Feb-2019	5.645108696
United Kingdom	07/02/2019	0.5736	0.522	0.5489	07-Feb-2019	5.851703407
United Kingdom	08/02/2019	0.5694	0.5184	0.5465	08-Feb-2019	6.090393413
United Kingdom	11/02/2019	0.5718	0.5204	0.5487	11-Feb-2019	6.10606889
United Kingdom	12/02/2019	0.5734	0.522	0.5498	12-Feb-2019	6.005820298
United Kingdom	13/02/2019	0.5746	0.5232	0.5529	13-Feb-2019	6.317959848
United Kingdom	14/02/2019	0.5758	0.5243	0.5534	14-Feb-2019	6.205818576
United Kingdom	15/02/2019	0.5795	0.5277	0.5542	15-Feb-2019	5.733850595
United Kingdom	18/02/2019	0.5765	0.5248	0.5537	18-Feb-2019	6.167238577
United Kingdom	19/02/2019	0.5759	0.5242	0.5514	19-Feb-2019	5.883569097
United Kingdom	20/02/2019	0.5727	0.5214	0.5484	20-Feb-2019	5.874179431
United Kingdom	21/02/2019	0.573	0.5217	0.5490	21-Feb-2019	5.92295082
United Kingdom	22/02/2019	0.567	0.5163	0.5444	22-Feb-2019	6.11002939
United Kingdom	25/02/2019	0.5703	0.5191	0.5467	25-Feb-2019	5.997987928
United Kingdom	26/02/2019	0.5714	0.5203	0.5452	26-Feb-2019	5.521460015
United Kingdom	27/02/2019	0.566	0.5153	0.5423	27-Feb-2019	5.929006085
United Kingdom	28/02/2019	0.56	0.5098	0.5372	28-Feb-2019	6.049516009
United Kingdom	01/03/2019	0.5585	0.5085	0.5348	01-Mar-2019	5.86854899
United Kingdom	04/03/2019	0.5604	0.51	0.5360	04-Mar-2019	5.802238806
United Kingdom	05/03/2019	0.5619	0.5116	0.5377	05-Mar-2019	5.805467733
United Kingdom	06/03/2019	0.5594	0.5093	0.5355	06-Mar-2019	5.843697479
United Kingdom	07/03/2019	0.5568	0.507	0.5349	07-Mar-2019	6.163768929





United Kingdom	15/05/2019	0.5617	0.5109	0.5368	15-May-2019	5.776639344								
United Kingdom	16/05/2019	0.5636	0.5125	0.5381	16-May-2019	5.709905222								
United Kingdom	17/05/2019	0.5626	0.5116	0.5381	17-May-2019	5.875487828								
United Kingdom	20/05/2019	0.5659	0.5149	0.5433	20-May-2019	6.175041414								
United Kingdom	21/05/2019	0.5671	0.5158	0.5406	21-May-2019	5.541620422								
United Kingdom	22/05/2019	0.5658	0.5147	0.5411	22-May-2019	5.830160784								
United Kingdom	23/05/2019	0.5681	0.516	0.5438	23-May-2019	6.061051857								
United Kingdom	24/05/2019	0.5695	0.5176	0.5439	24-May-2019	5.787093216								
United Kingdom	27/05/2019	0.5689	0.5177	0.5445	27-May-2019	5.872727273								
United Kingdom	28/05/2019	0.5699	0.5183	0.5466	28-May-2019	6.125686059								
United Kingdom	29/05/2019	0.5715	0.52	0.5472	29-May-2019	5.921052632								
United Kingdom	30/05/2019	0.572	0.5201	0.5484	30-May-2019	6.108862144								
United Kingdom	31/05/2019	0.5725	0.5209	0.5484	31-May-2019	5.964442013								
United Kingdom	03/06/2019	0.5738	0.5224	0.5498	03-Jun-2019	5.933794107								
United Kingdom	04/06/2019	0.5753	0.5234	0.5509	04-Jun-2019	5.941913233								
United Kingdom	05/06/2019	0.5751	0.523	0.5505	05-Jun-2019	5.945504087								
United Kingdom	06/06/2019	0.574	0.5218	0.5499	06-Jun-2019	6.058919804								
United Kingdom	07/06/2019	0.5741	0.5221	0.5490	07-Jun-2019	5.850819672								
United Kingdom	10/06/2019	0.5744	0.5227	0.5483	11-Jun-2019	5.622287069								
United Kingdom	11/06/2019	0.5729	0.5211			#DIV/0!								
United Kingdom	12/06/2019	0.5718	0.52	0.5461	12-Jun-2019	5.731550998								
United Kingdom	13/06/2019	0.5682	0.5173	0.5447	13-Jun-2019	5.979988985								
United Kingdom	14/06/2019	0.5697	0.5182	0.5443	14-Jun-2019	5.747198236								
United Kingdom	17/06/2019	0.5696	0.5184	0.5461	17-Jun-2019	6.021607764								
United Kingdom	18/06/2019	0.571	0.5194	0.5457	18-Jun-2019	5.771302914								
United Kingdom	19/06/2019	0.572	0.5202	0.5476	19-Jun-2019	5.953615778								
United Kingdom	20/06/2019	0.5687	0.5171	0.5431	20-Jun-2019	5.739458663								
United Kingdom	21/06/2019	0.5691	0.5174	0.5460	21-Jun-2019	6.185714286								
United Kingdom	24/06/2019	0.5681	0.5171	0.5455	24-Jun-2019	6.154170486								
United Kingdom	25/06/2019	0.5712	0.5193	0.5461	25-Jun-2019	5.858450833								
United Kingdom	26/06/2019	0.5732	0.5209	0.5501	26-Jun-2019	6.255044537								
United Kingdom	27/06/2019	0.5751	0.5228	0.5515	27-Jun-2019	6.151949229								
United Kingdom	28/06/2019	0.5778	0.5252	0.5535	28-Jun-2019	6.061788618								
United Kingdom	01/07/2019	0.5755	0.524	0.5514	01-Jul-2019	5.919477693								
United Kingdom	02/07/2019	0.5755	0.5235	0.5521	02-Jul-2019	6.128418765								
United Kingdom	03/07/2019	0.5798	0.5275	0.5560	03-Jul-2019	6.074640288								
United Kingdom	04/07/2019	0.5838	0.5307	0.5593	04-Jul-2019	6.062399428								
United Kingdom	05/07/2019	0.5834	0.5306	0.5580	05-Jul-2019	5.861290323								
United Kingdom	08/07/2019	0.5818	0.5294	0.5578	08-Jul-2019	6.040516314								
United Kingdom	09/07/2019	0.5818	0.5293	0.5563	09-Jul-2019	5.804961352								
United Kingdom	10/07/2019	0.5808	0.5284	0.5559	10-Jul-2019	5.897463573								
United Kingdom	11/07/2019	0.5815	0.5289	0.5564	11-Jul-2019	5.893062545								
United Kingdom	12/07/2019	0.5816	0.529	0.5580	12-Jul-2019	6.14516129								
United Kingdom	15/07/2019	0.583	0.5305	0.5595	15-Jul-2019	6.131367292								
United Kingdom	16/07/2019	0.5873	0.5343	0.5624	16-Jul-2019	5.946479374								
United Kingdom	17/07/2019	0.5899	0.5366	0.5645	17-Jul-2019	5.893002657								
United Kingdom	18/07/2019	0.5887	0.5354	0.5655	18-Jul-2019	6.269496021								
United Kingdom	19/07/2019	0.588	0.5354	0.5638	19-Jul-2019	5.986874778								

United Kingdom	22/07/2019	0.5882	0.5352	0.5629	22-Jul-2019	5.871735655								
United Kingdom	23/07/2019	0.5882	0.5356	0.5636	23-Jul-2019	5.918381831								
United Kingdom	24/07/2019	0.5863	0.5337	0.5615	24-Jul-2019	5.901513802								
United Kingdom	25/07/2019	0.5837	0.531	0.5584	25-Jul-2019	5.857808023								
United Kingdom	26/07/2019	0.5831	0.5303	0.5579	26-Jul-2019	5.897651909								
United Kingdom	29/07/2019	0.5824	0.53	0.5587	29-Jul-2019	6.085555754								
United Kingdom	30/07/2019	0.59	0.5368	0.5684	30-Jul-2019	6.503870514								
United Kingdom	31/07/2019	0.591	0.5374	0.5669	31-Jul-2019	6.15170224								
United Kingdom	01/08/2019	0.5882	0.5352	0.5649	01-Aug-2019	6.204992034								
United Kingdom	02/08/2019	0.5854	0.5316	0.5625	02-Aug-2019	6.4384								
United Kingdom	05/08/2019	0.5814	0.5293			#DIV/0!								
United Kingdom	06/08/2019	0.5835	0.5312	0.5588	06-Aug-2019	5.88976378								
United Kingdom	07/08/2019	0.5744	0.5229	0.5522	07-Aug-2019	6.252988048								
United Kingdom	08/08/2019	0.5814	0.5286	0.5570	08-Aug-2019	6.047755835								
United Kingdom	09/08/2019	0.5841	0.5311	0.5609	09-Aug-2019	6.259761098								
United Kingdom	12/08/2019	0.5879	0.535	0.5637	12-Aug-2019	6.040447046								
United Kingdom	13/08/2019	0.5837	0.5309	0.5604	13-Aug-2019	6.211456103								
United Kingdom	14/08/2019	0.5887	0.5355	0.5631	14-Aug-2019	5.852424081								
United Kingdom	15/08/2019	0.5845	0.5316	0.5626	15-Aug-2019	6.455030217								
United Kingdom	16/08/2019	0.5854	0.5325	0.5604	16-Aug-2019	5.928800857								
United Kingdom	19/08/2019	0.5822	0.5298	0.5578	19-Aug-2019	5.969523127								
United Kingdom	20/08/2019	0.5826	0.53	0.5600	20-Aug-2019	6.303571429								
United Kingdom	21/08/2019	0.5819	0.5292	0.5582	21-Aug-2019	6.143317807								
United Kingdom	22/08/2019	0.584	0.531	0.5583	22-Aug-2019	5.840945728								
United Kingdom	23/08/2019	0.5761	0.5242	0.5524	23-Aug-2019	6.053946416								
United Kingdom	26/08/2019	0.5734	0.522	0.5490	26-Aug-2019	5.868852459								
United Kingdom	27/08/2019	0.5789	0.5265	0.5531	27-Aug-2019	5.761164346								
United Kingdom	28/08/2019	0.5739	0.5218	0.5486	28-Aug-2019	5.836310609								
United Kingdom	29/08/2019	0.5762	0.5238	0.5505	29-Aug-2019	5.801634877								
United Kingdom	30/08/2019	0.5768	0.5247	0.5512	30-Aug-2019	5.759615385								
United Kingdom	02/09/2019	0.5779	0.526	0.5532	02-Sep-2019	5.867678959								
United Kingdom	03/09/2019	0.5802	0.5281	0.5594	03-Sep-2019	6.539327851								
United Kingdom	04/09/2019	0.5839	0.5306	0.5596	04-Sep-2019	6.130450322								
United Kingdom	05/09/2019	0.5792	0.5265	0.5569	05-Sep-2019	6.404201832								
United Kingdom	06/09/2019	0.5774	0.5248	0.5531	06-Sep-2019	6.065449286								
United Kingdom	09/09/2019	0.582	0.5296	0.5592	09-Sep-2019	6.240343348								
United Kingdom	10/09/2019	0.5807	0.5282	0.5554	10-Sep-2019	5.848397551								
United Kingdom	11/09/2019	0.5804	0.5278	0.5560	11-Sep-2019	6.021223022								
United Kingdom	12/09/2019	0.5815	0.5286	0.5583	12-Sep-2019	6.266523375								
United Kingdom	13/09/2019	0.5814	0.5287	0.5565	13-Sep-2019	5.945552561								
United Kingdom	16/09/2019	0.5737	0.5222	0.5514	16-Sep-2019	6.24265506								
United Kingdom	17/09/2019	0.577	0.5249	0.5508	17-Sep-2019	5.655228758								
United Kingdom	18/09/2019	0.5737	0.5219	0.5483	18-Sep-2019	5.76673354								
United Kingdom	19/09/2019	0.5686	0.5176	0.5442	19-Sep-2019	5.839029768								
United Kingdom	20/09/2019	0.5659	0.5151	0.5416	20-Sep-2019	5.843980798								
United Kingdom	23/09/2019	0.5669	0.5159	0.5434	23-Sep-2019	6.010121457								
United Kingdom	24/09/2019	0.5693	0.5177	0.5456	24-Sep-2019	6.0625								
United Kingdom	25/09/2019	0.5684	0.517	0.5441	25-Sep-2019	5.930895056								







United Kingdom	07/02/2020	0.542	0.4934	0.5192	07-Feb-2020	5.919491525								
United Kingdom	10/02/2020	0.5405	0.4919	0.5191	10-Feb-2020	6.1874398								
United Kingdom	11/02/2020	0.5399	0.4916	0.5196	11-Feb-2020	6.334872979								
United Kingdom	12/02/2020	0.5409	0.4925	0.5192	12-Feb-2020	6.091101695								
United Kingdom	13/02/2020	0.5426	0.494	0.5188	13-Feb-2020	5.732459522								
United Kingdom	14/02/2020	0.5378	0.4896	0.5151	14-Feb-2020	5.900990099								
United Kingdom	17/02/2020	0.5385	0.4901	0.5156	17-Feb-2020	5.896237393								
United Kingdom	18/02/2020	0.5374	0.4893	0.5149	18-Feb-2020	5.9221208								
United Kingdom	19/02/2020	0.537	0.4888	0.5150	19-Feb-2020	6.036504854								
United Kingdom	20/02/2020	0.5374	0.4892	0.5150	20-Feb-2020	5.95961165								
United Kingdom	21/02/2020	0.5363	0.4882	0.5123	21-Feb-2020	5.657232091								
United Kingdom	24/02/2020	0.5324	0.4846	0.5108	24-Feb-2020	6.077916993								
United Kingdom	25/02/2020	0.5332	0.4854	0.5112	25-Feb-2020	5.996478873								
United Kingdom	26/02/2020	0.5296	0.4821	0.5079	26-Feb-2020	6.028942705								
United Kingdom	27/02/2020	0.53	0.4824	0.5069	27-Feb-2020	5.784967449								
United Kingdom	28/02/2020	0.53	0.4825	0.5063	28-Feb-2020	5.653762591								
United Kingdom	02/03/2020	0.5308	0.4831	0.5085	02-Mar-2020	5.945132743								
United Kingdom	03/03/2020	0.5335	0.4856	0.5127	03-Mar-2020	6.232884728								
United Kingdom	04/03/2020	0.5364	0.488	0.5147	04-Mar-2020	6.135612978								
United Kingdom	05/03/2020	0.537	0.4888	0.5142	05-Mar-2020	5.890315053								
United Kingdom	06/03/2020	0.5315	0.4838	0.5096	06-Mar-2020	6.012166405								
United Kingdom	09/03/2020	0.5227	0.4754	0.5003	09-Mar-2020	5.927243654								
United Kingdom	10/03/2020	0.5255	0.4772	0.5026	10-Mar-2020	6.003183446								
United Kingdom	11/03/2020	0.5261	0.4786	0.5032	11-Mar-2020	5.839825119								
United Kingdom	12/03/2020	0.5281	0.4807	0.5039	12-Mar-2020	5.558047232								
United Kingdom	13/03/2020	0.5234	0.4763	0.5023	13-Mar-2020	6.124427633								
United Kingdom	16/03/2020	0.5203	0.4735	0.5006	16-Mar-2020	6.359368757								
United Kingdom	17/03/2020	0.5234	0.4762	0.4995	17-Mar-2020	5.618018018								
United Kingdom	18/03/2020	0.5171	0.4704	0.4968	18-Mar-2020	6.260869565								
United Kingdom	19/03/2020	0.5054	0.4596	0.4845	19-Mar-2020	6.087925697								
United Kingdom	20/03/2020	0.5261	0.4785	0.5018	20-Mar-2020	5.596851335								
United Kingdom	23/03/2020	0.517	0.4698	0.4945	23-Mar-2020	5.944994944								
United Kingdom	24/03/2020	0.5328	0.4848	0.5080	24-Mar-2020	5.521259843								
United Kingdom	25/03/2020	0.5286	0.4809	0.5089	25-Mar-2020	6.447042641								
United Kingdom	26/03/2020	0.5208	0.4739	0.5003	26-Mar-2020	6.224065561								
United Kingdom	27/03/2020	0.5215	0.4744	0.4980	27-Mar-2020	5.691566265								
United Kingdom	30/03/2020	0.516	0.4695	0.4962	30-Mar-2020	6.327085852								
United Kingdom	31/03/2020	0.5235	0.4763	0.5006	31-Mar-2020	5.80563324								
United Kingdom	01/04/2020	0.5166	0.47	0.4947	01-Apr-2020	5.942995755								
United Kingdom	02/04/2020	0.5114	0.4651	0.4908	02-Apr-2020	6.18398533								
United Kingdom	03/04/2020	0.5099	0.464	0.4903	03-Apr-2020	6.31042219								
United Kingdom	06/04/2020	0.5147	0.4682	0.4927	06-Apr-2020	5.92287396								
United Kingdom	07/04/2020	0.5219	0.4749	0.5004	07-Apr-2020	6.044964029								
United Kingdom	08/04/2020	0.5196	0.4728	0.4981	08-Apr-2020	6.028508332								
United Kingdom	09/04/2020	0.5259	0.4774	0.5022	09-Apr-2020	5.888888889								
United Kingdom	10/04/2020	0.5259	0.4774			#DIV/0!								
United Kingdom	13/04/2020	0.5259	0.4774			#DIV/0!								
United Kingdom	14/04/2020	0.5343	0.4862	0.5110	14-Apr-2020	5.804696673								



United Kingdom	22/06/2020	0.5791	0.5271	0.5542	22-Jun-2020	5.841032118								
United Kingdom	23/06/2020	0.5782	0.5262	0.5541	23-Jun-2020	5.984840282								
United Kingdom	24/06/2020	0.5788	0.5262	0.5550	24-Jun-2020	6.137297297								
United Kingdom	25/06/2020	0.5776	0.5252	0.5537	25-Jun-2020	6.095719704								
United Kingdom	26/06/2020	0.5791	0.5264	0.5542	26-Jun-2020	5.966077228								
United Kingdom	29/06/2020	0.5803	0.5281	0.5559	29-Jun-2020	5.950890448								
United Kingdom	30/06/2020	0.5826	0.5297	0.5586	30-Jun-2020	6.121911923								
United Kingdom	01/07/2020	0.5817	0.529	0.5574	01-Jul-2020	6.044133477								
United Kingdom	02/07/2020	0.5786	0.5263	0.5545	02-Jul-2020	6.034806132								
United Kingdom	03/07/2020	0.5802	0.5275	0.5559	03-Jul-2020	6.057744199								
United Kingdom	06/07/2020	0.5819	0.5297	0.5578	06-Jul-2020	5.987271423								
United Kingdom	07/07/2020	0.5822	0.53	0.5568	07-Jul-2020	5.765086207								
United Kingdom	08/07/2020	0.577	0.5253	0.5528	08-Jul-2020	5.924927641								
United Kingdom	09/07/2020	0.5779	0.5257	0.5530	09-Jul-2020	5.887341772								
United Kingdom	10/07/2020	0.5767	0.5243	0.5508	10-Jul-2020	5.763071895								
United Kingdom	13/07/2020	0.5751	0.5234	0.5512	13-Jul-2020	5.993105951								
United Kingdom	14/07/2020	0.5772	0.525	0.5533	14-Jul-2020	6.06361829								
United Kingdom	15/07/2020	0.5811	0.529	0.5566	15-Jul-2020	5.909090909								
United Kingdom	16/07/2020	0.5816	0.5288	0.5569	16-Jul-2020	5.995331298								
United Kingdom	17/07/2020	0.5799	0.5272	0.5562	17-Jul-2020	6.161812298								
United Kingdom	20/07/2020	0.5809	0.5286	0.5572	20-Jul-2020	6.081478823								
United Kingdom	21/07/2020	0.5789	0.5265	0.5552	21-Jul-2020	6.117615274								
United Kingdom	22/07/2020	0.5861	0.5328	0.5621	22-Jul-2020	6.160469667								
United Kingdom	23/07/2020	0.5861	0.5325	0.5613	23-Jul-2020	6.079636558								
United Kingdom	24/07/2020	0.5812	0.5291	0.5564	24-Jul-2020	5.857476636								
United Kingdom	27/07/2020	0.58	0.528	0.5558	27-Jul-2020	5.951781216								
United Kingdom	28/07/2020	0.5791	0.5265	0.5552	28-Jul-2020	6.117615274								
United Kingdom	29/07/2020	0.578	0.5254	0.5545	29-Jul-2020	6.195491434								
United Kingdom	30/07/2020	0.5778	0.5253	0.5523	30-Jul-2020	5.839760999								
United Kingdom	31/07/2020	0.5732	0.5218	0.5497	31-Jul-2020	6.024740768								
United Kingdom	03/08/2020	0.5693	0.5181			#DIV/0!								
United Kingdom	04/08/2020	0.5681	0.5171	0.5456	04-Aug-2020	6.171370968								
United Kingdom	05/08/2020	0.5734	0.522	0.5490	05-Aug-2020	5.868852459								
United Kingdom	06/08/2020	0.5724	0.5203	0.5488	06-Aug-2020	6.141217201								
United Kingdom	07/08/2020	0.5736	0.5222	0.5491	07-Aug-2020	5.849936259								
United Kingdom	10/08/2020	0.5721	0.5206	0.5482	10-Aug-2020	5.984312295								
United Kingdom	11/08/2020	0.5728	0.5215	0.5484	11-Aug-2020	5.856126915								
United Kingdom	12/08/2020	0.5716	0.5196	0.5462	12-Aug-2020	5.821310875								
United Kingdom	13/08/2020	0.5738	0.5217	0.5486	13-Aug-2020	5.854356544								
United Kingdom	14/08/2020	0.5717	0.5199	0.5476	14-Aug-2020	6.007852447								
United Kingdom	17/08/2020	0.5721	0.5207	0.5485	17-Aug-2020	6.017684594								
United Kingdom	18/08/2020	0.5752	0.5232	0.5500	18-Aug-2020	5.824								
United Kingdom	19/08/2020	0.5713	0.5195	0.5473	19-Aug-2020	6.028686278								
United Kingdom	20/08/2020	0.5722	0.5206	0.5480	20-Aug-2020	5.95								
United Kingdom	21/08/2020	0.5687	0.5178	0.5440	21-Aug-2020	5.768014706								
United Kingdom	24/08/2020	0.5711	0.5197	0.5479	24-Aug-2020	6.095455375								
United Kingdom	25/08/2020	0.5727	0.5207	0.5477	25-Aug-2020	5.880408983								
United Kingdom	26/08/2020	0.5713	0.5195	0.5478	26-Aug-2020	6.114457831								

United Kingdom	27/08/2020	0.572	0.5202	0.5480	27-Aug-2020	6.022262774								
United Kingdom	28/08/2020	0.5744	0.523	0.5503	28-Aug-2020	5.911321098								
United Kingdom	31/08/2020	0.5756	0.5239	0.5512	31-Aug-2020	5.903301887								
United Kingdom	01/09/2020	0.5768	0.525	0.5524	01-Sep-2020	5.910572049								
United Kingdom	02/09/2020	0.573	0.5217	0.5501	02-Sep-2020	6.111070714								
United Kingdom	03/09/2020	0.5739	0.5219	0.5495	03-Sep-2020	5.972520473								
United Kingdom	04/09/2020	0.5725	0.5203	0.5476	04-Sep-2020	5.935536888								
United Kingdom	07/09/2020	0.5738	0.5223	0.5508	07-Sep-2020	6.12254902								
United Kingdom	08/09/2020	0.5778	0.5251	0.5545	08-Sep-2020	6.249053201								
United Kingdom	09/09/2020	0.5799	0.5276	0.5574	09-Sep-2020	6.292787944								
United Kingdom	10/09/2020	0.585	0.5319	0.5596	10-Sep-2020	5.900464618								
United Kingdom	11/09/2020	0.5921	0.5382	0.5675	11-Sep-2020	6.111365639								
United Kingdom	14/09/2020	0.5939	0.5406	0.5680	14-Sep-2020	5.775704225								
United Kingdom	15/09/2020	0.5942	0.541	0.5697	15-Sep-2020	5.987361769								
United Kingdom	16/09/2020	0.5918	0.5383	0.5670	16-Sep-2020	6.011111111								
United Kingdom	17/09/2020	0.5878	0.5351	0.5624	17-Sep-2020	5.805654339								
United Kingdom	18/09/2020	0.5887	0.5352	0.5644	18-Sep-2020	6.121899362								
United Kingdom	21/09/2020	0.5889	0.536	0.5648	21-Sep-2020	6.04815864								
United Kingdom	22/09/2020	0.5889	0.5354	0.5636	22-Sep-2020	5.95351313								
United Kingdom	23/09/2020	0.5852	0.5328	0.5608	23-Sep-2020	5.942938659								
United Kingdom	24/09/2020	0.5808	0.528	0.5542	24-Sep-2020	5.680259834								
United Kingdom	25/09/2020	0.5773	0.525	0.5536	25-Sep-2020	6.114523121								
United Kingdom	28/09/2020	0.5752	0.5236	0.5519	28-Sep-2020	6.076463127								
United Kingdom	29/09/2020	0.5755	0.5235	0.5508	29-Sep-2020	5.906862745								
United Kingdom	30/09/2020	0.5792	0.5267	0.5538	30-Sep-2020	5.844528711								
United Kingdom	01/10/2020	0.5794	0.5269	0.5554	01-Oct-2020	6.080122434								
United Kingdom	02/10/2020	0.5811	0.5291	0.5547	02-Oct-2020	5.568956193								
United Kingdom	05/10/2020	0.5784	0.5264			#DIV/0!								
United Kingdom	06/10/2020	0.5777	0.5257	0.5536	06-Oct-2020	5.989342486								
United Kingdom	07/10/2020	0.5761	0.5243	0.5528	07-Oct-2020	6.104015919								
United Kingdom	08/10/2020	0.577	0.5251	0.5525	08-Oct-2020	5.909683258								
United Kingdom	09/10/2020	0.5784	0.5264	0.5542	09-Oct-2020	5.966077228								
United Kingdom	12/10/2020	0.5786	0.5267	0.5544	12-Oct-2020	5.946428571								
United Kingdom	13/10/2020	0.5743	0.5228	0.5505	13-Oct-2020	5.98147139								
United Kingdom	14/10/2020	0.578	0.5259	0.5548	14-Oct-2020	6.156993511								
United Kingdom	15/10/2020	0.5723	0.5209	0.5480	15-Oct-2020	5.89580292								
United Kingdom	16/10/2020	0.5741	0.5225	0.5486	16-Oct-2020	5.709989063								
United Kingdom	19/10/2020	0.5731	0.5216	0.5482	19-Oct-2020	5.80372127								
United Kingdom	20/10/2020	0.5679	0.5169	0.5441	20-Oct-2020	5.949090241								
United Kingdom	21/10/2020	0.5689	0.5177	0.5455	21-Oct-2020	6.04527956								
United Kingdom	22/10/2020	0.5657	0.5147	0.5402	22-Oct-2020	5.67326916								
United Kingdom	23/10/2020	0.5679	0.5168	0.5446	23-Oct-2020	6.053617334								
United Kingdom	26/10/2020	0.5706	0.5193	0.5464	26-Oct-2020	5.910139092								
United Kingdom	27/10/2020	0.5714	0.52	0.5473	27-Oct-2020	5.93824228								
United Kingdom	28/10/2020	0.5707	0.5193	0.5478	28-Oct-2020	6.15060241								
United Kingdom	29/10/2020	0.5666	0.5157	0.5431	29-Oct-2020	5.994660284								
United Kingdom	30/10/2020	0.5681	0.517	0.5453	30-Oct-2020	6.13790574								
United Kingdom	02/11/2020	0.5681	0.5171	0.5425	02-Nov-2020	5.635207373								









United Kingdom	24/05/2021	0.5676	0.5234	0.5466	24-May-2021	5.201975851								
United Kingdom	25/05/2021	0.5703	0.5255	0.5469	25-May-2021	4.873834339								
United Kingdom	26/05/2021	0.5725	0.528	0.5499	26-May-2021	4.942716858								
United Kingdom	27/05/2021	0.5708	0.5259	0.5487	27-May-2021	5.113723346								
United Kingdom	28/05/2021	0.5673	0.5227	0.5447	28-May-2021	4.998531302								
United Kingdom	31/05/2021	0.5663	0.5222	0.5444	31-May-2021	5.03710507								
United Kingdom	01/06/2021	0.5668	0.5227	0.5443	01-Jun-2021	4.928715782								
United Kingdom	02/06/2021	0.57	0.5252	0.5471	02-Jun-2021	4.962895266								
United Kingdom	03/06/2021	0.5694	0.5248	0.5464	03-Jun-2021	4.913616398								
United Kingdom	04/06/2021	0.5653	0.521	0.5432	04-Jun-2021	5.046023564								
United Kingdom	07/06/2021	0.5689	0.5244	0.5472	07-Jun-2021	5.125								
United Kingdom	08/06/2021	0.5693	0.5246	0.5472	08-Jun-2021	5.088815789								
United Kingdom	09/06/2021	0.5693	0.5244	0.5467	09-Jun-2021	5.038229376								
United Kingdom	10/06/2021	0.57	0.5252	0.5483	10-Jun-2021	5.170891848								
United Kingdom	11/06/2021	0.5693	0.5245	0.5472	11-Jun-2021	5.106907895								
United Kingdom	14/06/2021	0.5683	0.5239			#DIV/0!								
United Kingdom	15/06/2021	0.569	0.5243	0.5463	15-Jun-2021	4.986820428								
United Kingdom	16/06/2021	0.5681	0.5233	0.5461	16-Jun-2021	5.133308918								
United Kingdom	17/06/2021	0.5677	0.5236	0.5449	17-Jun-2021	4.869884382								
United Kingdom	18/06/2021	0.565	0.5204	0.5421	18-Jun-2021	4.96292197								
United Kingdom	21/06/2021	0.5649	0.5208	0.5431	21-Jun-2021	5.064997238								
United Kingdom	22/06/2021	0.5619	0.5181	0.5404	22-Jun-2021	5.08530718								
United Kingdom	23/06/2021	0.5636	0.5192	0.5413	23-Jun-2021	5.04193608								
United Kingdom	24/06/2021	0.5647	0.5202	0.5423	24-Jun-2021	5.034482759								
United Kingdom	25/06/2021	0.5671	0.5225	0.5452	25-Jun-2021	5.121973588								
United Kingdom	28/06/2021	0.5685	0.5241	0.5463	28-Jun-2021	5.02306425								
United Kingdom	29/06/2021	0.5675	0.5225	0.5450	29-Jun-2021	5.087155963								
United Kingdom	30/06/2021	0.5651	0.5205	0.5429	30-Jun-2021	5.084730153								
United Kingdom	01/07/2021	0.5645	0.5201	0.5417	01-Jul-2021	4.947572457								
United Kingdom	02/07/2021	0.565	0.5202	0.5423	02-Jul-2021	5.034482759								
United Kingdom	05/07/2021	0.5659	0.5217	0.5436	05-Jul-2021	4.988410596								
United Kingdom	06/07/2021	0.5667	0.5225	0.5456	06-Jul-2021	5.191532258								
United Kingdom	07/07/2021	0.5657	0.5203	0.5434	07-Jul-2021	5.208502024								
United Kingdom	08/07/2021	0.5629	0.5191	0.5408	08-Jul-2021	4.972448225								
United Kingdom	09/07/2021	0.5611	0.5166	0.5390	09-Jul-2021	5.114285714								
United Kingdom	12/07/2021	0.5609	0.517	0.5382	12-Jul-2021	4.899665552								
United Kingdom	13/07/2021	0.5612	0.5176	0.5394	13-Jul-2021	5.001112347								
United Kingdom	14/07/2021	0.5616	0.5179	0.5396	14-Jul-2021	4.981282431								
United Kingdom	15/07/2021	0.561	0.5173	0.5398	15-Jul-2021	5.126528344								
United Kingdom	16/07/2021	0.5587	0.5152	0.5379	16-Jul-2021	5.17791411								
United Kingdom	19/07/2021	0.5594	0.5157	0.5368	19-Jul-2021	4.891393443								
United Kingdom	20/07/2021	0.5591	0.5147	0.5360	20-Jul-2021	4.934141791								
United Kingdom	21/07/2021	0.5602	0.516	0.5364	21-Jul-2021	4.765100671								
United Kingdom	22/07/2021	0.5585	0.5144	0.5363	22-Jul-2021	5.042699981								
United Kingdom	23/07/2021	0.5584	0.514	0.5351	23-Jul-2021	4.903756307								
United Kingdom	26/07/2021	0.5573	0.5138	0.5344	26-Jul-2021	4.816242515								
United Kingdom	27/07/2021	0.5561	0.5124	0.5333	27-Jul-2021	4.879804988								
United Kingdom	28/07/2021	0.5521	0.5086	0.5305	28-Jul-2021	5.086899152								

United Kingdom	29/07/2021	0.5518	0.5084	0.5299	29-Jul-2021	5.016795622								
United Kingdom	30/07/2021	0.5513	0.5079	0.5295	30-Jul-2021	5.038526912								
United Kingdom	02/08/2021	0.5498	0.5069											
United Kingdom	03/08/2021	0.5541	0.5109	0.5324	03-Aug-2021	4.997933884								
United Kingdom	04/08/2021	0.5534	0.5098	0.5312	04-Aug-2021	4.988328313								
United Kingdom	05/08/2021	0.553	0.5096	0.5322	05-Aug-2021	5.204058625								
United Kingdom	06/08/2021	0.5532	0.5097	0.5309	06-Aug-2021	4.953286871								
United Kingdom	09/08/2021	0.552	0.509	0.5305	09-Aug-2021	5.012252592								
United Kingdom	10/08/2021	0.5514	0.5075	0.5294	10-Aug-2021	5.012252592								
United Kingdom	11/08/2021	0.5529	0.5092	0.5307	11-Aug-2021	5.012252592								
United Kingdom	12/08/2021	0.5535	0.5097	0.5309	12-Aug-2021	5.095391009								
United Kingdom	13/08/2021	0.5530	0.5092	0.5313	13-Aug-2021	5.010740531								
United Kingdom	16/08/2021	0.5513	0.5083	0.5295	16-Aug-2021	4.953286871								
United Kingdom	17/08/2021	0.5498	0.507	0.5288	17-Aug-2021	5.118012422								
United Kingdom	18/08/2021	0.5495	0.5068	0.5278	18-Aug-2021	4.963739377								
United Kingdom	19/08/2021	0.5464	0.5039	0.5243	19-Aug-2021	5.081316188								
United Kingdom	20/08/2021	0.5456	0.5027	0.5231	20-Aug-2021	4.938992042								
United Kingdom	23/08/2021	0.5458	0.5032	0.5244	23-Aug-2021	4.851993134								
United Kingdom	24/08/2021	0.5472	0.5041	0.5265	24-Aug-2021	4.860829669								
United Kingdom	25/08/2021	0.5504	0.507	0.5279	25-Aug-2021	5.00228833								
United Kingdom	26/08/2021	0.5503	0.5071	0.5281	26-Aug-2021	5.211965812								
United Kingdom	27/08/2021	0.5499	0.5066	0.5290	27-Aug-2021	4.919492328								
United Kingdom	30/08/2021	0.5531	0.5099	0.5301	30-Aug-2021	4.936754403								
United Kingdom	31/08/2021	0.5521	0.5085	0.5316	31-Aug-2021	5.192060491								
United Kingdom	01/09/2021	0.5534	0.51	0.5330	01-Sep-2021	4.772495756								
United Kingdom	02/09/2021	0.5563	0.513	0.5356	02-Sep-2021	5.301918736								
United Kingdom	03/09/2021	0.5568	0.5129	0.5365	03-Sep-2021	5.272045028								
United Kingdom	06/09/2021	0.5594	0.5158	0.5367	06-Sep-2021	5.177371173								
United Kingdom	07/09/2021	0.5603	0.5167	0.5366	07-Sep-2021	5.354892824								
United Kingdom	08/09/2021	0.5579	0.5139	0.5363	08-Sep-2021	4.855226383								
United Kingdom	09/09/2021	0.5566	0.513	0.5342	09-Sep-2021	4.67144987								
United Kingdom	10/09/2021	0.5541	0.5106	0.5331	10-Sep-2021	5.134999068								
United Kingdom	13/09/2021	0.5529	0.5097	0.5316	13-Sep-2021	4.928865593								
United Kingdom	14/09/2021	0.5542	0.5106	0.5305	14-Sep-2021	5.178390546								
United Kingdom	15/09/2021	0.5520	0.5085	0.5304	15-Sep-2021	5.078442438								
United Kingdom	16/09/2021	0.5515	0.5079	0.5290	16-Sep-2021	4.713666352								
United Kingdom	17/09/2021	0.5506	0.5073	0.5294	17-Sep-2021	5.087669683								
United Kingdom	20/09/2021	0.5489	0.5061	0.5281	20-Sep-2021	4.948771267								
United Kingdom	21/09/2021	0.5536	0.5104	0.5318	21-Sep-2021	5.13279184								
United Kingdom	22/09/2021	0.5525	0.5094	0.5311	22-Sep-2021	5.124218898								
United Kingdom	23/09/2021	0.5535	0.5098	0.5310	23-Sep-2021	4.983828507								
United Kingdom	24/09/2021	0.5536	0.5103	0.5320	24-Sep-2021	5.045000941								
United Kingdom	27/09/2021	0.5537	0.5107	0.5325	27-Sep-2021	4.952542373								
United Kingdom	28/09/2021	0.5537	0.5101	0.5330	28-Sep-2021	5.038157895								
United Kingdom	29/09/2021	0.5570	0.5136	0.5354	29-Sep-2021	5.052957746								
United Kingdom	30/09/2021	0.5570	0.5136	0.5361	30-Sep-2021	5.253470919								
United Kingdom	01/10/2021	0.5583	0.5141	0.5360	01-Oct-2021	5.031004856								
United Kingdom	04/10/2021	0.5576	0.5141			5.155008394								

United Kingdom	05/10/2021	0.5563	0.5131	0.5346	05-Oct-2021	5.044962687							
United Kingdom	06/10/2021	0.5569	0.5132	0.5336	06-Oct-2021	#DIV/0!							
United Kingdom	07/10/2021	0.5573	0.5136	0.5361	07-Oct-2021	4.981481481							
United Kingdom	8/10/2021	0.5590	0.5152	0.5365	08-Oct-2021	4.784857571							
United Kingdom	11/10/2021	0.5585	0.515	0.5366	11-Oct-2021	5.155008394							
United Kingdom	12/10/2021	0.5625	0.5184	0.5405	12-Oct-2021	4.930475303							
United Kingdom	13/10/2021	0.5630	0.5189	0.5390	13-Oct-2021	4.985091316							
United Kingdom	14/10/2021	0.5623	0.5183	0.5407	14-Oct-2021	5.047918594							
United Kingdom	15/10/2021	0.5645	0.5203	0.5423	15-Oct-2021	4.691836735							
United Kingdom	18/10/2021	0.5611	0.5172	0.5391	18-Oct-2021	5.101350102							
United Kingdom	19/10/2021	0.5629	0.519	0.5414	19-Oct-2021	5.016227181							
United Kingdom	20/10/2021	0.5646	0.5205	0.5431	20-Oct-2021	5.021702838							
United Kingdom	21/10/2021	0.5674	0.5232	0.5434	21-Oct-2021	5.096047285							
United Kingdom	22/10/2021	0.5634	0.5192	0.5419	22-Oct-2021	5.1196833							
United Kingdom	25/10/2021	0.5647	0.5207	0.5432	25-Oct-2021	4.680161943							
United Kingdom	26/10/2021	0.5662	0.5221	0.5461	26-Oct-2021	5.147075106							
United Kingdom	27/10/2021	0.5691	0.5247	0.5464	27-Oct-2021	5.100699558							
United Kingdom	28/10/2021	0.5695	0.5249	0.5464	28-Oct-2021	5.350851492							
United Kingdom	29/10/2021	0.5692	0.5246	0.5472	29-Oct-2021	4.931734993							
United Kingdom	01/11/2021	0.5709	0.5263	0.5489	01-Nov-2021	4.895497804							
United Kingdom	02/11/2021	0.5731	0.5275	0.5488	02-Nov-2021	5.088815789							
United Kingdom	03/11/2021	0.5680	0.5235	0.5454	03-Nov-2021	5.076152305							
United Kingdom	04/11/2021	0.5666	0.5222	0.5454	04-Nov-2021	4.842383382							
United Kingdom	05/11/2021	0.5705	0.5259	0.5481	05-Nov-2021	4.975247525							
United Kingdom	08/11/2021	0.5709	0.5262	0.5488	08-Nov-2021	5.211221122							
United Kingdom	09/11/2021	0.5692	0.5249	0.5462	09-Nov-2021	5.009852217							
United Kingdom	10/11/2021	0.5660	0.5219	0.5435	10-Nov-2021	5.076895044							
United Kingdom	11/11/2021	0.5669	0.5227	0.5447	11-Nov-2021	4.860673746							
United Kingdom	12/11/2021	0.5677	0.5235	0.5452	12-Nov-2021	4.93449862							
United Kingdom	15/11/2021	0.5681	0.5237	0.5468	15-Nov-2021	4.998531302							
United Kingdom	16/11/2021	0.5699	0.5255	0.5477	16-Nov-2021	4.940388848							
United Kingdom	17/11/2021	0.5640	0.52	0.5426	17-Nov-2021	5.182333577							
United Kingdom	18/11/2021	0.5606	0.5169	0.5391	18-Nov-2021	5.012780719							
United Kingdom	19/11/2021	0.5609	0.5172	0.5396	19-Nov-2021	5.123479543							
United Kingdom	22/11/2021	0.5598	0.516	0.5395	22-Nov-2021	5.076794658							
United Kingdom	23/11/2021	0.5614	0.5176	0.5392	23-Nov-2021	5.109710897							
United Kingdom	24/11/2021	0.5619	0.5181	0.5390	24-Nov-2021	5.312326228							
United Kingdom	25/11/2021	0.5617	0.5181	0.5397	25-Nov-2021	4.965875371							
United Kingdom	26/11/2021	0.5592	0.5156	0.5368	26-Nov-2021	4.83877551							
United Kingdom	29/11/2021	0.5573	0.5138	0.5357	29-Nov-2021	4.962201223							
United Kingdom	30/11/2021	0.5577	0.5142	0.5363	30-Nov-2021	4.909836066							
United Kingdom	01/12/2021	0.5593	0.5157	0.5381	01-Dec-2021	5.047227926							
United Kingdom	02/12/2021	0.5568	0.5134	0.5341	02-Dec-2021	5.079619616							
United Kingdom	03/12/2021	0.5534	0.5103	0.5324	03-Dec-2021	5.121167069							
United Kingdom	06/12/2021	0.5512	0.5081	0.5309	06-Dec-2021	4.836921925							
United Kingdom	07/12/2021	0.5533	0.5099	0.5324	07-Dec-2021	5.109504132							
United Kingdom	08/12/2021	0.5602	0.5165	0.5381	08-Dec-2021	5.251648145							
United Kingdom	09/12/2021	0.5643	0.5203	0.5430	09-Dec-2021	5.183884298							

United Kingdom	10/12/2021	0.5626	0.5188	0.5409	10-Dec-2021	4.973982531								
United Kingdom	13/12/2021	0.5631	0.519	0.5416	13-Dec-2021	5.138674033								
United Kingdom	14/12/2021	0.5603	0.5166	0.5382	14-Dec-2021	5.044925125								
United Kingdom	15/12/2021	0.5591	0.5156	0.5374	15-Dec-2021	5.131093058								
United Kingdom	16/12/2021	0.5622	0.5184	0.5404	16-Dec-2021	4.973244147								
United Kingdom	17/12/2021	0.5609	0.5172	0.5378	17-Dec-2021	5.016002977								
United Kingdom	20/12/2021	0.5600	0.5164	0.5375	20-Dec-2021	5.03034789								
United Kingdom	21/12/2021	0.5603	0.5167	0.5384	21-Dec-2021	4.792116028								
United Kingdom	22/12/2021	0.5610	0.5173	0.5382	22-Dec-2021	4.886325581								
United Kingdom	23/12/2021	0.5621	0.5183	0.5401	23-Dec-2021	4.990156018								
United Kingdom	24/12/2021	0.5623	0.5185	0.5395	24-Dec-2021	4.844481605								
United Kingdom	27/12/2021	0.5623	0.5185			4.99592668								
United Kingdom	28/12/2021	0.5623	0.5185			4.853568119								
United Kingdom	29/12/2021	0.5602	0.5165	0.5385	29-Dec-2021	#DIV/0!								
United Kingdom	30/12/2021	0.5596	0.516	0.5382	30-Dec-2021	#DIV/0!								
United Kingdom	31/12/2021	0.5591	0.5153	0.5376	31-Dec-2021	5.044568245								
United Kingdom	03/01/2022	0.5591	0.5153			5.08361204								
United Kingdom	04/01/2022	0.5567	0.5133	0.5353	04-Jan-2022	5.106584821								
United Kingdom	05/01/2022	0.5568	0.5135	0.5347	05-Jan-2022	#DIV/0!								
United Kingdom	06/01/2022	0.5544	0.5112	0.5306	06-Jan-2022	5.068746497								
United Kingdom	07/01/2022	0.5507	0.5079	0.5287	07-Jan-2022	4.925191696								
United Kingdom	10/01/2022	0.5496	0.5067	0.5295	10-Jan-2022	4.619675839								
United Kingdom	11/01/2022	0.5499	0.507	0.5287	11-Jan-2022	4.894836391								
United Kingdom	12/01/2022	0.5505	0.5076	0.5293	12-Jan-2022	5.262889518								
United Kingdom	13/01/2022	0.5531	0.51	0.5316	13-Jan-2022	5.063362966								
United Kingdom	14/01/2022	0.5528	0.5098	0.5305	14-Jan-2022	5.058756849								
United Kingdom	17/01/2022	0.5488	0.506	0.5269	17-Jan-2022	5.022573363								
United Kingdom	18/01/2022	0.5500	0.5071	0.5275	18-Jan-2022	4.862959472								
United Kingdom	19/01/2022	0.5501	0.5072	0.5283	19-Jan-2022	4.926931106								
United Kingdom	20/01/2022	0.5524	0.5094	0.5312	20-Jan-2022	4.828625592								
United Kingdom	21/01/2022	0.5510	0.5081	0.5291	21-Jan-2022	4.954003407								
United Kingdom	24/01/2022	0.5511	0.5081	0.5296	24-Jan-2022	5.062876506								
United Kingdom	25/01/2022	0.5507	0.5078	0.5294	25-Jan-2022	4.929313929								
United Kingdom	26/01/2022	0.5507	0.5078			5.019070997								
United Kingdom	27/01/2022	0.5478	0.5051	0.5271	27-Jan-2022	5.039289762								
United Kingdom	28/01/2022	0.5470	0.504	0.5242	28-Jan-2022	#DIV/0!								
United Kingdom	31/01/2022	0.5427	0.5003	0.5226	31-Jan-2022	5.132043256								
United Kingdom	01/02/2022	0.5452	0.5027	0.5252	01-Feb-2022	4.814956124								
United Kingdom	02/02/2022	0.5480	0.5053	0.5277	02-Feb-2022	5.22445465								
United Kingdom	03/02/2022	0.5464	0.5039	0.5253	03-Feb-2022	5.241241432								
United Kingdom	04/02/2022	0.5458	0.5033	0.5255	04-Feb-2022	5.20238772								
United Kingdom	07/02/2022	0.5437	0.5012	0.5242	07-Feb-2022	5.033123929								
United Kingdom	08/02/2022	0.5478	0.5052	0.5265	08-Feb-2022	5.182302569								
United Kingdom	09/02/2022	0.5486	0.5059	0.5286	09-Feb-2022	5.343761923								
United Kingdom	10/02/2022	0.5520	0.509	0.5303	10-Feb-2022	5.005128205								
United Kingdom	11/02/2022	0.5486	0.5059	0.5264	11-Feb-2022	5.251418842								
United Kingdom	14/02/2022	0.5476	0.5048	0.5256	14-Feb-2022	4.976428437								
United Kingdom	15/02/2022	0.5481	0.5055	0.5264	15-Feb-2022	4.855433131								

United Kingdom	16/02/2022	0.5493	0.5066	0.5282	16-Feb-2022	4.917808219							
United Kingdom	17/02/2022	0.5511	0.5083	0.5284	17-Feb-2022	4.930661094							
United Kingdom	18/02/2022	0.5491	0.5064	0.5295	18-Feb-2022	5.04846649							
United Kingdom	21/02/2022	0.5503	0.5074	0.5297	21-Feb-2022	4.765897048							
United Kingdom	22/02/2022	0.5500	0.5072	0.5300	22-Feb-2022	5.31898017							
United Kingdom	23/02/2022	0.5532	0.5102	0.5321	23-Feb-2022	5.167830848							
United Kingdom	24/02/2022	0.5539	0.5108	0.5328	24-Feb-2022	5.258867925							
United Kingdom	25/02/2022	0.5564	0.5131	0.5359	25-Feb-2022	5.074610036							
United Kingdom	28/02/2022	0.5593	0.5157	0.5382	28-Feb-2022	5.087837838							
United Kingdom	01/03/2022	0.5635	0.5196	0.5413	01-Mar-2022	5.211979847							
United Kingdom	02/03/2022	0.5676	0.5234	0.5460	02-Mar-2022	5.138795987							
United Kingdom	03/03/2022	0.5674	0.5232	0.5447	03-Mar-2022	4.968778866							
United Kingdom	04/03/2022	0.5711	0.5267	0.5515	04-Mar-2022	5.097802198							
United Kingdom	07/03/2022	0.5852	0.5397	0.5614	07-Mar-2022	4.90765559							
United Kingdom	08/03/2022	0.5821	0.5368	0.5569	08-Mar-2022	5.451858568							
United Kingdom	09/03/2022	0.5777	0.5327	0.5553	09-Mar-2022	4.826683292							
United Kingdom	10/03/2022	0.5786	0.5336	0.5558	10-Mar-2022	4.573172922							
United Kingdom	11/03/2022	0.5840	0.5386	0.5606	11-Mar-2022	5.02917342							
United Kingdom	14/03/2022	0.5797	0.5346	0.5573	14-Mar-2022	4.954300108							
United Kingdom	15/03/2022	0.5738	0.5292	0.5510	15-Mar-2022	4.885123082							
United Kingdom	16/03/2022	0.5742	0.5293	0.5523	16-Mar-2022	5.032478019							
United Kingdom	17/03/2022	0.5774	0.5321	0.5562	17-Mar-2022	4.916878403							
United Kingdom	18/03/2022	0.5839	0.5382	0.5610	18-Mar-2022	5.12275937							
United Kingdom	21/03/2022	0.5845	0.5389	0.5629	21-Mar-2022	5.289644013							
United Kingdom	22/03/2022	0.5848	0.5391	0.5629	22-Mar-2022	5.023529412							
United Kingdom	23/03/2022	0.5861	0.5403	0.5617	23-Mar-2022	5.220998401							
United Kingdom	24/03/2022	0.5911	0.5448	0.5665	24-Mar-2022	5.185823414							
United Kingdom	25/03/2022	0.5929	0.5465	0.5692	25-Mar-2022	4.771764287							
United Kingdom	28/03/2022	0.5925	0.5462	0.5723	28-Mar-2022	4.79223301							
United Kingdom	29/03/2022	0.5955	0.549	0.5715	29-Mar-2022	4.948172874							
United Kingdom	30/03/2022	0.5968	0.5501	0.5745	30-Mar-2022	5.514939717							
United Kingdom	31/03/2022	0.5951	0.5486	0.5704	31-Mar-2022	4.897637795							
United Kingdom	01/04/2022	0.5928	0.5465	0.5694	01-Apr-2022	5.204699739							
United Kingdom	04/04/2022	0.5947	0.5483	0.5724	04-Apr-2022	4.783660589							
United Kingdom	05/04/2022	0.6016	0.5548	0.5800	05-Apr-2022	4.981559536							
United Kingdom	06/04/2022	0.6033	0.5558	0.5797	06-Apr-2022	5.168238994							
United Kingdom	07/04/2022	0.5956	0.5493	0.5718	07-Apr-2022	5.30137931							
United Kingdom	08/04/2022	0.5956	0.5487	0.5724	08-Apr-2022	5.081593928							
United Kingdom	11/04/2022	0.5947	0.5484	0.5720	11-Apr-2022	4.895592865							
United Kingdom	12/04/2022	0.5928	0.5464	0.5707	12-Apr-2022	5.099056604							
United Kingdom	13/04/2022	0.5966	0.5498	0.5723	13-Apr-2022	5.084615385							
United Kingdom	14/04/2022	0.5914	0.5451	0.5679	14-Apr-2022	5.215349571							
United Kingdom	15/04/2022	0.5914	0.5451			4.892189411							
United Kingdom	18/04/2022	0.5914	0.5451			4.974643423							
United Kingdom	19/04/2022	0.5893	0.5435	0.5673	19-Apr-2022	#DIV/0!							
United Kingdom	20/04/2022	0.5914	0.5454	0.5700	20-Apr-2022	#DIV/0!							
United Kingdom	21/04/2022	0.5933	0.5466	0.5703	21-Apr-2022	5.153358012							
United Kingdom	22/04/2022	0.5891	0.5429	0.5631	22-Apr-2022	5.272631579							

United Kingdom	25/04/2022	0.5860	0.5404			5.114150447							
United Kingdom	26/04/2022	0.5887	0.5429	0.5660	26-Apr-2022	4.551411827							
United Kingdom	27/04/2022	0.5926	0.5465	0.5700	27-Apr-2022	#DIV/0!							
United Kingdom	28/04/2022	0.5895	0.5436	0.5667	28-Apr-2022	5.040459364							
United Kingdom	29/04/2022	0.5940	0.5477	0.5710	29-Apr-2022	5.081578947							
United Kingdom	02/05/2022	0.5828	0.5375	0.5615	02-May-2022	5.035468502							
United Kingdom	03/05/2022	0.5914	0.5453	0.5678	03-May-2022	5.039754816							
United Kingdom	04/05/2022	0.5925	0.5464	0.5698	04-May-2022	5.231522707							
United Kingdom	05/05/2022	0.5981	0.5508	0.5768	05-May-2022	4.92303628							
United Kingdom	06/05/2022	0.5989	0.5518	0.5743	06-May-2022	5.065637066							
United Kingdom	09/05/2022	0.5934	0.5472	0.5701	09-May-2022	5.462552011							
United Kingdom	10/05/2022	0.5869	0.5404	0.5641	10-May-2022	4.87863486							
United Kingdom	11/05/2022	0.5870	0.5413	0.5638	11-May-2022	4.97667076							
United Kingdom	12/05/2022	0.5898	0.5433	0.5635	12-May-2022	5.159368906							
United Kingdom	13/05/2022	0.5863	0.5407	0.5643	13-May-2022	4.950869103							
United Kingdom	16/05/2022	0.5852	0.5396	0.5625	16-May-2022	4.548890861							
United Kingdom	17/05/2022	0.5896	0.5437	0.5675	17-May-2022	5.140350877							
United Kingdom	18/05/2022	0.5840	0.5385	0.5631	18-May-2022	5.0304							
United Kingdom	19/05/2022	0.5891	0.5432	0.5658	19-May-2022	5.151894273							
United Kingdom	20/05/2022	0.5862	0.5405	0.5643	20-May-2022	5.324986681							
United Kingdom	23/05/2022	0.5885	0.5427	0.5664	23-May-2022	4.954400848							
United Kingdom	24/05/2022	0.5862	0.5406	0.5634	24-May-2022	5.175438596							
United Kingdom	25/05/2022	0.5897	0.5438	0.5669	25-May-2022	5.142478814							
United Kingdom	26/05/2022	0.5864	0.5402	0.5628	26-May-2022	5.006389776							
United Kingdom	27/05/2022	0.5860	0.5404	0.5644	27-May-2022	5.034044805							
United Kingdom	30/05/2022	0.5901	0.544	0.5683	30-May-2022	4.975479744							
United Kingdom	31/05/2022	0.5919	0.5454	0.5699	31-May-2022	5.209780298							
United Kingdom	01/06/2022	0.5927	0.5463	0.5697	01-Jun-2022	5.233151504							
United Kingdom	02/06/2022	0.5983	0.551	0.5734	02-Jun-2022	5.256009826							
United Kingdom	03/06/2022	0.6009	0.5541	0.5772	03-Jun-2022	5.066350711							
United Kingdom	06/06/2022	0.6007	0.5538	0.5762	06-Jun-2022	4.867457272							
United Kingdom	07/06/2022	0.6004	0.5537	0.5766	07-Jun-2022	4.962058212							
United Kingdom	08/06/2022	0.5961	0.5496	0.5731	08-Jun-2022	4.848663658							
United Kingdom	09/06/2022	0.5970	0.55	0.5731	09-Jun-2022	4.931841831							
United Kingdom	10/06/2022	0.5913	0.5448	0.5693	10-Jun-2022	5.05950096							
United Kingdom	13/06/2022	0.5949	0.5485			4.990403071							
United Kingdom	14/06/2022	0.5945	0.5482	0.5714	14-Jun-2022	5.260495345							
United Kingdom	15/06/2022	0.5976	0.551	0.5754	15-Jun-2022	#DIV/0!							
United Kingdom	16/06/2022	0.6005	0.5537	0.5765	16-Jun-2022	5.01960098							
United Kingdom	17/06/2022	0.5941	0.5474	0.5708	17-Jun-2022	5.198123045							
United Kingdom	20/06/2022	0.5915	0.5454	0.5692	20-Jun-2022	4.915351258							
United Kingdom	21/06/2022	0.5908	0.5447	0.5677	21-Jun-2022	5.058514366							
United Kingdom	22/06/2022	0.5895	0.5435	0.5656	22-Jun-2022	5.139494027							
United Kingdom	23/06/2022	0.5852	0.5396	0.5625	23-Jun-2022	5.010921261							
United Kingdom	24/06/2022	0.5855	0.5395	0.5627	24-Jun-2022	4.868281471							
United Kingdom	27/06/2022	0.5865	0.5408	0.5645	27-Jun-2022	5.0304							
United Kingdom	28/06/2022	0.5873	0.5413	0.5647	28-Jun-2022	5.081748712							
United Kingdom	29/06/2022	0.5899	0.5436	0.5658	29-Jun-2022	5.156421612							

United Kingdom	30/06/2022	0.5907	0.5442	0.5671	30-Jun-2022	5.102355233							
United Kingdom	01/07/2022	0.5871	0.5414	0.5630	01-Jul-2022	4.884411453							
United Kingdom	04/07/2022	0.5862	0.5403	0.5647	04-Jul-2022	4.997707635							
United Kingdom	05/07/2022	0.5917	0.5455	0.5669	05-Jul-2022	4.798223801							
United Kingdom	06/07/2022	0.5920	0.5454	0.5687	06-Jul-2022	5.277669559							
United Kingdom	07/07/2022	0.5933	0.5471	0.5710	07-Jul-2022	4.737167049							
United Kingdom	08/07/2022	0.5922	0.5457	0.5682	08-Jul-2022	5.056092843							
United Kingdom	11/07/2022	0.5924	0.5462	0.5687	11-Jul-2022	5.143782837							
United Kingdom	12/07/2022	0.5896	0.5431	0.5668	12-Jul-2022	4.920274551							
United Kingdom	13/07/2022	0.5922	0.546	0.5690	13-Jul-2022	4.916827853							
United Kingdom	14/07/2022	0.5937	0.5475	0.5701	14-Jul-2022	5.139555399							
United Kingdom	15/07/2022	0.5941	0.5474	0.5695	15-Jul-2022	5.001757469							
United Kingdom	18/07/2022	0.5957	0.5493	0.5719	18-Jul-2022	4.924574636							
United Kingdom	19/07/2022	0.5935	0.5467	0.5726	19-Jul-2022	4.841791045							
United Kingdom	20/07/2022	0.5987	0.552	0.5749	20-Jul-2022	4.912222417							
United Kingdom	21/07/2022	0.5987	0.5515	0.5762	21-Jul-2022	5.47799511							
United Kingdom	22/07/2022	0.6017	0.5542	0.5775	22-Jul-2022	4.943468429							
United Kingdom	25/07/2022	0.5998	0.553	0.5771	25-Jul-2022	5.243838945							
United Kingdom	26/07/2022	0.6008	0.5539	0.5776	26-Jul-2022	4.994285714							
United Kingdom	27/07/2022	0.6004	0.5531	0.5754	27-Jul-2022	5.13429215							
United Kingdom	28/07/2022	0.5989	0.5518	0.5745	28-Jul-2022	5.06215374							
United Kingdom	29/07/2022	0.5976	0.5506	0.5746	29-Jul-2022	4.836809176							
United Kingdom	01/08/2022	0.5969	0.5502			4.911749347							
United Kingdom	02/08/2022	0.5970	0.5501	0.5681	02-Aug-2022	5.13505047							
United Kingdom	03/08/2022	0.5921	0.5455	0.5698	03-Aug-2022	#DIV/0!							
United Kingdom	04/08/2022	0.5956	0.5487	0.5732	04-Aug-2022	4.136771695							
United Kingdom	05/08/2022	0.5966	0.5495	0.5737	05-Aug-2022	5.222007722							
United Kingdom	08/08/2022	0.5973	0.5507	0.5744	08-Aug-2022	5.231507327							
United Kingdom	09/08/2022	0.6017	0.5544	0.5768	09-Aug-2022	5.1760502							
United Kingdom	10/08/2022	0.6004	0.5531	0.5759	10-Aug-2022	5.084784123							
United Kingdom	11/08/2022	0.6032	0.5556	0.5802	11-Aug-2022	4.844660194							
United Kingdom	12/08/2022	0.6062	0.5585	0.5836	12-Aug-2022	4.919430457							
United Kingdom	15/08/2022	0.6096	0.5621	0.5850	15-Aug-2022	5.197518097							
United Kingdom	16/08/2022	0.6065	0.5588	0.5843	16-Aug-2022	5.257882111							
United Kingdom	17/08/2022	0.6023	0.5553	0.5794	17-Aug-2022	4.875384615							
United Kingdom	18/08/2022	0.5993	0.5521	0.5759	18-Aug-2022	5.32055451							
United Kingdom	19/08/2022	0.6033	0.5559	0.5803	19-Aug-2022	5.117880566							
United Kingdom	22/08/2022	0.6074	0.56	0.5828	22-Aug-2022	5.091335301							
United Kingdom	23/08/2022	0.6094	0.5618	0.5854	23-Aug-2022	5.162674479							
United Kingdom	24/08/2022	0.6079	0.5605	0.5847	24-Aug-2022	4.873026767							
United Kingdom	25/08/2022	0.6118	0.5642	0.5879	25-Aug-2022	4.991117185							
United Kingdom	26/08/2022	0.6138	0.5657	0.5894	26-Aug-2022	5.09748589							
United Kingdom	29/08/2022	0.6110	0.5633	0.5880	29-Aug-2022	4.990984861							
United Kingdom	30/08/2022	0.6122	0.5644	0.5898	30-Aug-2022	4.980827961							
United Kingdom	31/08/2022	0.6128	0.565	0.5905	31-Aug-2022	5.158673469							
United Kingdom	01/09/2022	0.6120	0.5643	0.5897	01-Sep-2022	5.263479145							
United Kingdom	02/09/2022	0.6121	0.5639	0.5880	02-Sep-2022	5.275190517							
United Kingdom	05/09/2022	0.6150	0.5669	0.5924	05-Sep-2022	5.264202137							

United Kingdom	06/09/2022	0.6129	0.5652	0.5871	06-Sep-2022	5.057653061							
United Kingdom	07/09/2022	0.6080	0.5607	0.5846	07-Sep-2022	5.261478731							
United Kingdom	08/09/2022	0.6096	0.5622	0.5855	08-Sep-2022	4.692897292							
United Kingdom	09/09/2022	0.6125	0.5648	0.5892	09-Sep-2022	5.047382826							
United Kingdom	12/09/2022	0.6117	0.5639	0.5885	12-Sep-2022	4.93970965							
United Kingdom	13/09/2022	0.6140	0.5658	0.5881	13-Sep-2022	5.099796334							
United Kingdom	14/09/2022	0.6101	0.5621	0.5843	14-Sep-2022	5.138317757							
United Kingdom	15/09/2022	0.6101	0.5626	0.5862	15-Sep-2022	4.753953409							
United Kingdom	16/09/2022	0.6079	0.5603	0.5852	16-Sep-2022	4.761423926							
United Kingdom	19/09/2022	0.6119	0.5641	0.5875	19-Sep-2022	4.98567042							
United Kingdom	20/09/2022	0.6125	0.5643	0.5882	20-Sep-2022	5.212406015							
United Kingdom	21/09/2022	0.612	0.5639	0.5865	21-Sep-2022	4.943148936							
United Kingdom	22/09/2022	0.6117	0.564			5.022611357							
United Kingdom	23/09/2022	0.6146	0.5662	0.5893	23-Sep-2022	4.81483376							
United Kingdom	26/09/2022	0.6433	0.5931	0.6148	26-Sep-2022	#DIV/0!							
United Kingdom	27/09/2022	0.6267	0.5777	0.6012	27-Sep-2022	4.880705922							
United Kingdom	28/09/2022	0.625	0.5763	0.5978	28-Sep-2022	4.494307092							
United Kingdom	29/09/2022	0.6256	0.5768	0.6000	29-Sep-2022	4.869760479							
United Kingdom	30/09/2022	0.6062	0.5589	0.5835	30-Sep-2022	4.56055537							
United Kingdom	03/10/2022	0.5983	0.5515			4.828							
United Kingdom	04/10/2022	0.5964	0.5498	0.5719	4-Oct-2022	5.17377892							
United Kingdom	05/10/2022	0.5902	0.5441	0.5676	5-Oct-2022	#DIV/0!							
United Kingdom	06/10/2022	0.5963	0.5499	0.5750	6-Oct-2022	4.825668823							
United Kingdom	07/10/2022	0.5976	0.5507	0.5742	7-Oct-2022	5.098837209							
United Kingdom	10/10/2022	0.5973	0.5506	0.5717	10-Oct-2022	5.321565217							
United Kingdom	11/10/2022	0.5909	0.5447	0.5669	11-Oct-2022	5.051724138							
United Kingdom	12/10/2022	0.5945	0.548	0.5703	12-Oct-2022	4.653839426							
United Kingdom	13/10/2022	0.5888	0.5426	0.5658	13-Oct-2022	4.876874228							
United Kingdom	14/10/2022	0.5807	0.5354	0.5589	14-Oct-2022	4.871120463							
United Kingdom	17/10/2022	0.575	0.53	0.5550	17-Oct-2022	5.059384942							
United Kingdom	18/10/2022	0.5764	0.5312	0.5551	18-Oct-2022	5.162640902							
United Kingdom	19/10/2022	0.5795	0.534	0.5573	19-Oct-2022	5.459459459							
United Kingdom	20/10/2022	0.5804	0.5352	0.5573	20-Oct-2022	5.26247523							
United Kingdom	21/10/2022	0.5819	0.5363	0.5595	21-Oct-2022	5.139063341							
United Kingdom	24/10/2022	0.5834	0.5378	0.5592	24-Oct-2022	4.925892697							
United Kingdom	25/10/2022	0.5827	0.537	0.5598	25-Oct-2022	5.105093834							
United Kingdom	26/10/2022	0.5801	0.5346	0.5591	26-Oct-2022	4.788626609							
United Kingdom	27/10/2022	0.5818	0.5354	0.5601	27-Oct-2022	5.032154341							
United Kingdom	28/10/2022	0.5815	0.5362	0.5590	28-Oct-2022	5.338222143							
United Kingdom	31/10/2022	0.5761	0.5311	0.5535	31-Oct-2022	5.365827531							
United Kingdom	01/11/2022	0.5806	0.5352	0.5582	1-Nov-2022	5.037924866							
United Kingdom	02/11/2022	0.5799	0.5346	0.5573	2-Nov-2022	5.006504065							
United Kingdom	03/11/2022	0.5802	0.5349	0.5578	3-Nov-2022	5.079183088							
United Kingdom	04/11/2022	0.5872	0.5415	0.5650	4-Nov-2022	5.032478019							
United Kingdom	07/11/2022	0.5915	0.5452	0.5675	7-Nov-2022	5.064359986							
United Kingdom	08/11/2022	0.5848	0.5392	0.5625	8-Nov-2022	5.117699115							
United Kingdom	09/11/2022	0.5869	0.5411	0.5631	9-Nov-2022	4.890220264							
United Kingdom	10/11/2022	0.5896	0.5436	0.5629	10-Nov-2022	5.1008							



United Kingdom	11/11/2022	0.587	0.5414	0.5669	11-Nov-2022	4.867874267							
United Kingdom	14/11/2022	0.5909	0.5448	0.5680	14-Nov-2022	4.394386214							
United Kingdom	15/11/2022	0.5935	0.5472	0.5692	15-Nov-2022	5.453166343							
United Kingdom	16/11/2022	0.5921	0.5459	0.5697	16-Nov-2022	5.043661972							
United Kingdom	17/11/2022	0.5885	0.5427	0.5643	17-Nov-2022	4.82642305							
United Kingdom	18/11/2022	0.5865	0.5408	0.5637	18-Nov-2022	5.135860979							
United Kingdom	21/11/2022	0.5824	0.5369	0.5615	21-Nov-2022	4.789473684							
United Kingdom	22/11/2022	0.5813	0.536	0.5587	22-Nov-2022	5.021820117							
United Kingdom	23/11/2022	0.5815	0.5362	0.5589	23-Nov-2022	5.337310775							
United Kingdom	24/11/2022	0.5817	0.5363	0.5588	24-Nov-2022	5.022373367							
United Kingdom	25/11/2022	0.581	0.5356	0.5589	25-Nov-2022	5.020933977							
United Kingdom	28/11/2022	0.5773	0.5323	0.5552	28-Nov-2022	4.986220472							
United Kingdom	29/11/2022	0.5806	0.5354	0.5579	29-Nov-2022	5.127214171							
United Kingdom	30/11/2022	0.5822	0.5368	0.5588	30-Nov-2022	5.083393372							
United Kingdom	01/12/2022	0.5857	0.54	0.5629	1-Dec-2022	4.992651013							
United Kingdom	02/12/2022	0.5785	0.5333	0.5563	2-Dec-2022	4.897637795							
United Kingdom	05/12/2022	0.5771	0.5321	0.5543	5-Dec-2022	5.027535974							
United Kingdom	06/12/2022	0.5719	0.5272	0.5521	6-Dec-2022	5.093115226							
United Kingdom	07/12/2022	0.5736	0.5289	0.5516	7-Dec-2022	4.965000902							
United Kingdom	08/12/2022	0.5733	0.5286	0.5511	8-Dec-2022	5.464952001							
United Kingdom	09/12/2022	0.5757	0.5308	0.5535	9-Dec-2022	5.074147933							
United Kingdom	12/12/2022	0.5758	0.5309	0.5542	12-Dec-2022	5.041916168							
United Kingdom	13/12/2022	0.5723	0.5277	0.5506	13-Dec-2022	5.060162602							
United Kingdom	14/12/2022	0.5753	0.5304	0.5537	14-Dec-2022	5.162215807							
United Kingdom	15/12/2022	0.5743	0.5296	0.5512	15-Dec-2022	5.117508173							
United Kingdom	16/12/2022	0.5732	0.5285	0.5490	16-Dec-2022	5.165974354							
United Kingdom	19/12/2022	0.5739	0.5283	0.5510	19-Dec-2022	4.879535559							
United Kingdom	20/12/2022	0.5724	0.5278	0.5485	20-Dec-2022	4.696721311							
United Kingdom	21/12/2022	0.5708	0.5263	0.5477	21-Dec-2022	5.078584392							
United Kingdom	22/12/2022	0.5786	0.5335	0.5578	22-Dec-2022	4.736189608							
United Kingdom	23/12/2022	0.5779	0.5328	0.5546	23-Dec-2022	4.868176009							
United Kingdom	26/12/2022	0.5779	0.5328			5.312836142							
United Kingdom	27/12/2022	0.5779	0.5328			4.8914533							
United Kingdom	28/12/2022	0.5824	0.537	0.5606	28-Dec-2022	#DIV/0!							
United Kingdom	29/12/2022	0.5831	0.5377	0.5609	29-Dec-2022	#DIV/0!							
United Kingdom	30/12/2022	0.5845	0.5386	0.5625	30-Dec-2022	5.167677488							
United Kingdom	02/01/2023	0.5845	0.5386			5.094847566							
United Kingdom	03/01/2023	0.5888	0.5407	0.5656	3-Jan-2023	5.2064							
United Kingdom	04/01/2023	0.5878	0.5421	0.5678	4-Jan-2023	#DIV/0!							
United Kingdom	05/01/2023	0.5902	0.544	0.5661	5-Jan-2023	5.358380481							
United Kingdom	06/01/2023	0.5897	0.5436	0.5677	6-Jan-2023	5.480979218							
United Kingdom	09/01/2023	0.5927	0.5463	0.5707	9-Jan-2023	4.864864865							
United Kingdom	10/01/2023	0.5906	0.5443	0.5678	10-Jan-2023	5.20274793							
United Kingdom	11/01/2023	0.5901	0.5442	0.5684	11-Jan-2023	5.232696688							
United Kingdom	12/01/2023	0.5918	0.5457	0.5690	12-Jan-2023	5.097393448							
United Kingdom	13/01/2023	0.5937	0.5472	0.5705	13-Jan-2023	5.214989444							
United Kingdom	16/01/2023	0.5941	0.5479	0.5700	16-Jan-2023	5.053954306							
United Kingdom	17/01/2023	0.5931	0.5469	0.5718	17-Jan-2023	5.043295355							

United Kingdom	18/01/2023	0.5917	0.5457	0.5694	18-Jan-2023	4.838421053							
United Kingdom	19/01/2023	0.5836	0.5382	0.5598	19-Jan-2023	5.31112277							
United Kingdom	20/01/2023	0.5805	0.5353	0.5593	20-Jan-2023	5.120653319							
United Kingdom	23/01/2023	0.585	0.5395	0.5620	23-Jan-2023	4.819935691							
United Kingdom	24/01/2023	0.5914	0.5454	0.5679	24-Jan-2023	5.248167352							
United Kingdom	25/01/2023	0.5981	0.5515	0.5762	25-Jan-2023	4.963523132							
United Kingdom	26/01/2023	0.5994	0.5527			4.922345483							
United Kingdom	27/01/2023	0.5965	0.5501	0.5741	27-Jan-2023	5.243838945							
United Kingdom	30/01/2023	0.5968	0.5502	0.5718	30-Jan-2023	#DIV/0!							
United Kingdom	31/01/2023	0.5946	0.5484	0.5702	31-Jan-2023	5.138651803							
United Kingdom	01/02/2023	0.5957	0.5493	0.5739	1-Feb-2023	4.73976915							
United Kingdom	02/02/2023	0.5998	0.5531	0.5771	2-Feb-2023	4.784987724							
United Kingdom	03/02/2023	0.6022	0.5551	0.5783	3-Feb-2023	5.243596445							
United Kingdom	06/02/2023	0.5977	0.5512	0.5758	6-Feb-2023	5.117137411							
United Kingdom	07/02/2023	0.5991	0.5525	0.5756	7-Feb-2023	4.971641017							
United Kingdom	08/02/2023	0.6008	0.5538	0.5777	8-Feb-2023	5.229593609							
United Kingdom	09/02/2023	0.5986	0.552	0.5754	9-Feb-2023	4.973071577							
United Kingdom	10/02/2023	0.5952	0.5489	0.5724	10-Feb-2023	5.095724424							
United Kingdom	13/02/2023	0.5964	0.5498	0.5736	13-Feb-2023	5.026068822							
United Kingdom	14/02/2023	0.5972	0.5507	0.5741	14-Feb-2023	5.064465409							
United Kingdom	15/02/2023	0.5954	0.549	0.5707	15-Feb-2023	5.107740586							
United Kingdom	16/02/2023	0.5964	0.55	0.5745	16-Feb-2023	5.035185508							
United Kingdom	17/02/2023	0.5966	0.5502	0.5726	17-Feb-2023	4.764324514							
United Kingdom	20/02/2023	0.5958	0.5494	0.5728	20-Feb-2023	5.221932115							
United Kingdom	21/02/2023	0.5975	0.5508	0.5733	21-Feb-2023	4.872860636							
United Kingdom	22/02/2023	0.5869	0.5412	0.5648	22-Feb-2023	5.044343575							
United Kingdom	23/02/2023	0.5894	0.5435	0.5662	23-Feb-2023	4.885400314							
United Kingdom	24/02/2023	0.5897	0.5438	0.5668	24-Feb-2023	5.136685552							
United Kingdom	27/02/2023	0.5854	0.5397	0.5616	27-Feb-2023	4.969092194							
United Kingdom	28/02/2023	0.5816	0.5363	0.5586	28-Feb-2023	5.017290049							
United Kingdom	01/03/2023	0.5817	0.5364	0.5606	1-Mar-2023	4.860576923							
United Kingdom	02/03/2023	0.5847	0.5392	0.5619	2-Mar-2023	4.952201933							
United Kingdom	03/03/2023	0.5862	0.5406	0.5635	3-Mar-2023	5.273635391							
United Kingdom	06/03/2023	0.5846	0.5391	0.5614	6-Mar-2023	4.999466097							
United Kingdom	07/03/2023	0.5829	0.5375	0.5573	7-Mar-2023	5.02324756							
United Kingdom	08/03/2023	0.5798	0.5346	0.5575	8-Mar-2023	4.932490203							
United Kingdom	09/03/2023	0.579	0.5339	0.5576	9-Mar-2023	4.517315629							
United Kingdom	10/03/2023	0.5751	0.5303	0.5532	10-Mar-2023	5.066547085							
United Kingdom	13/03/2023	0.5715	0.5269	0.5501	13-Mar-2023	5.207855093							
United Kingdom	14/03/2023	0.569	0.5246	0.5470	14-Mar-2023	5.098156182							
United Kingdom	15/03/2023	0.5732	0.5285	0.5501	15-Mar-2023	5.175240865							
United Kingdom	16/03/2023	0.5714	0.5265	0.5495	16-Mar-2023	5.054113346							
United Kingdom	17/03/2023	0.5737	0.529	0.5527	17-Mar-2023	4.887293219							
United Kingdom	20/03/2023	0.5715	0.5269	0.5486	20-Mar-2023	5.143767061							
United Kingdom	21/03/2023	0.5696	0.5249	0.5460	21-Mar-2023	5.245160123							
United Kingdom	22/03/2023	0.5692	0.5248	0.5473	22-Mar-2023	4.915967918							
United Kingdom	23/03/2023	0.5686	0.5243	0.5470	23-Mar-2023	4.825824176							

**Definition and Sources**

**Exchange Rates**

Since 1 July 2008, the rate shown for the US dollar is the WM/Reuters Australian Dollar Fix at 4.00 pm (Sydney) on the day concerned, sourced from page AUDFIX on Thomson Reuters and rounded to four decimals. Prior to that, the rate shown for the US dollar was the Reserve Bank's observation of mid-points of buying and selling rates quoted at 4.00 pm (Sydney) on the day concerned. Rates shown for most other currencies are calculated by The trade-weighted index is calculated on the basis of the rates for the US dollar and other currencies. Details of the method of calculation of the trade-weighted index are set out in the Budget for October 2008. The value of the Special Drawing Right is calculated by the International Monetary Fund on the basis of a weighted basket of four currencies – US dollar, European euro, Japanese yen and UK pound. The Fund publishes In January 1999, 11 countries that were members of the European Economic and Monetary Union (EMU) replaced their national currencies with the euro. These countries were Austria, Belgium, Finland, France, Germany, Ireland, Italy, Luxembourg, the Netherlands, Portugal and Spain. In subsequent years, additional countries have

**Fixed euro conversion rates**

**Source: ECB**

**Currency (€1=)**

Belgian francs	BEF	40.3399
Deutsche Mark	DEM	1.95583
Estonian kroon	EEK	15.6466
Irish pound	IEP	0.787564
Greek drachmas	GRD	340.75
Spanish pesetas	ESP	166.386
Cyprus pound	CYP	0.585274
French francs	FRF	6.55957
Italian lire	ITL	1936.27
Latvian lats	LVL	0.702804
Luxembourg francs	LUF	40.3399
Maltese lira	MTL	0.4293
Dutch guilders	NLG	2.20371
Austrian schillings	ATS	13.7603
Portuguese escudos	PTE	200.482
Slovenian tolars	SIT	239.64
Slovak koruna	SKK	30.126
Finnish markkas	FIM	5.94573