



DEPARTMENT
OF THE SENATE

Clerk of the Senate
Parliament House, Canberra ACT 2600
02 6277 3350 | clerk.sen@aph.gov.au

D19/121119

10 October 2019

Ms Ann Palmer
Secretary
Finance and Public Administration Legislation Committee
Parliament House
CANBERRA ACT 2600

Dear Ms Palmer

October supplementary budget estimates hearings – Department of the Senate

In accordance with the usual practice, I attach statistics (updated as of 30 September 2019) about the operations of committees supported by the Senate Committee Office. The statistics cover the same ground as those provided in the previous parliament, albeit in an abbreviated form. If the committee would like additional information I would be happy to provide it.

Yours sincerely

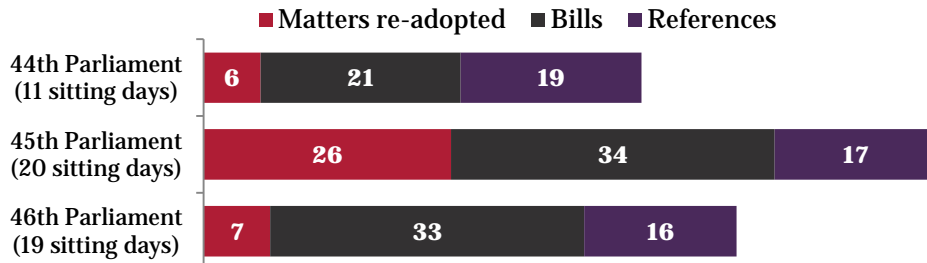
(Richard Pye)
Clerk

Senate committee activity

(Summary as at 30 September 2019)


1. Number of references

Standing Committee references in the first 3 months of each Parliament



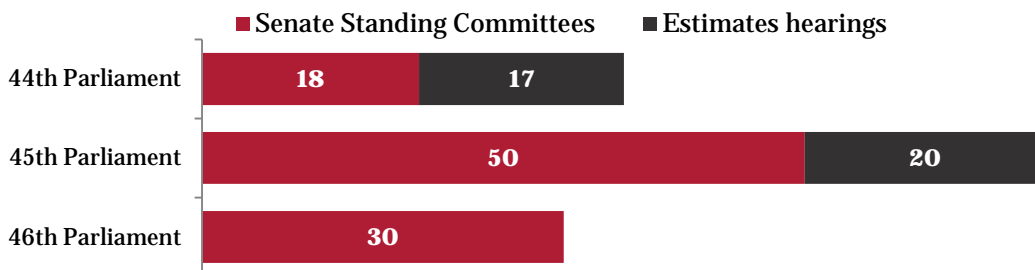
2. Reports

Standing Committee reports in the first 3 months of each Parliament



3. Hearings held

Standing Committee hearings held in the first 3 months of each Parliament



Additional indicators of activity:

- The department is supporting four select committees. During the 45th Parliament, the department supported 15 select committees.
- The department also supports six joint committees and two joint select committees.

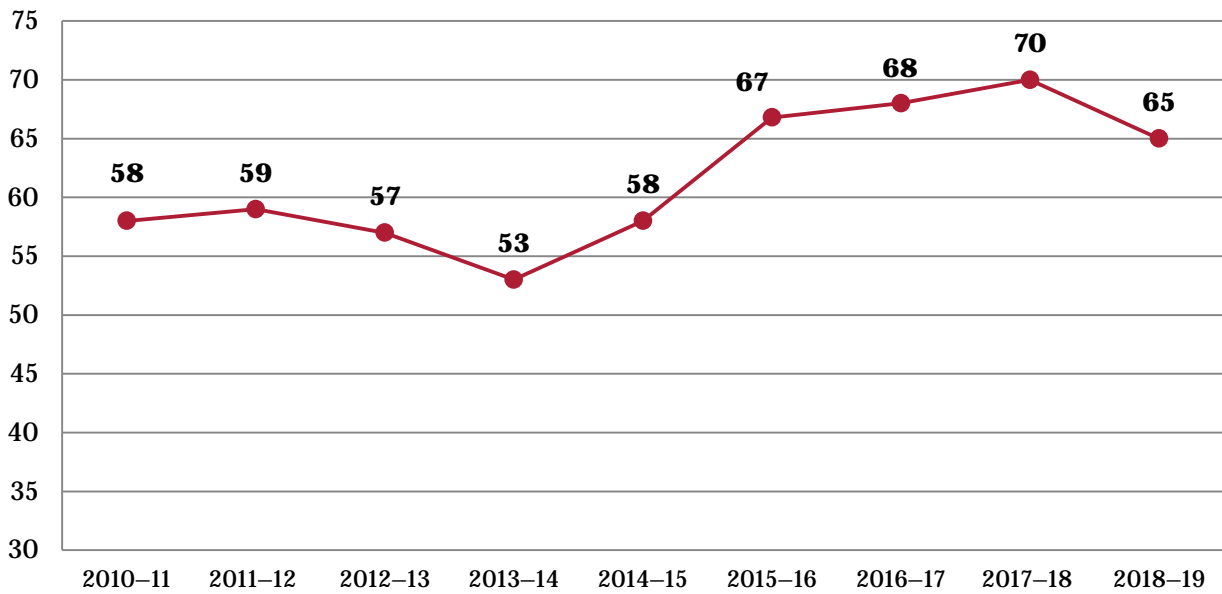
Staffing

Average staffing for 2018–19: The Average Full Time Equivalent staffing level in the Committee Office for 2018-19 was 65.

The following chart shows changes in average staffing levels over time.

Committee Office FTE

Average Full Time Equivalent (FTE) staffing levels by financial year



Administration

The current annual budget for the Committee Office is approximately \$8.9 million. This includes employee expenses of \$8.5 million and administrative expenses (including secretariat travel, accommodation and venues for hearings) of \$0.4 million.

In 2018–19, total operational costs for the Committee Office were \$11.1 million (including corporate overheads).

Total expenditure

