

## Compliance with Australian Content Standard and Children's Television Standards

**For the following networks:**

Seven, Nine, Ten

**Between program start dates:**

January 2020 and December 2020

**Last updated:**

May 2021

Australian Content Standard and Children's Television Standards compliance - January 2020 to December 2020

Quota	Australian programs primary channel		Australian programs non-primary channels	First release Australian drama *		First release Australian documentary *	First release Australian children's drama *	Repeat Australian children's drama *	First release Australian children's programs *	All children's programs *	All Australian preschool programs *
Measure	per cent 6am - 12mn		(total annual hours)	(total annual score)		(total annual hours)	(total annual hours)	(total annual hours)	(total annual hours)	(total annual hours)	(total annual hours)
Minimum annual requirement	--	55	1460	--	250	20	25	8	50% of All children's programs (see next column)	260	130
	hours	%	hours	hours	score	hours	hours	hours	hours	hours	hours
<b>Seven</b>											
SAS ADELAIDE	4,872.72	73.96%	4,306.70	148.63	255.51	80.87	4.00	33.00	9.00	87.00	41.50
BTQ BRISBANE	4,696.78	71.29%	4,450.90	148.70	255.83	78.28	4.00	33.00	9.00	87.00	41.50
HSV MELBOURNE	4,912.45	74.57%	4,274.73	148.52	255.07	78.95	4.00	33.00	9.00	87.00	41.50
TVW PERTH	4,590.87	69.69%	4,613.60	148.33	254.78	81.98	4.00	33.00	9.00	87.00	41.50
ATN SYDNEY	4,688.83	71.17%	4,465.12	148.47	254.87	79.28	4.00	33.00	9.00	87.00	41.50
<b>Nine</b>											
QTQ BRISBANE	4,850.70	73.63%	2,470.08	45.42	181.67	67.00	25.00	96.50	95.00	267.50	131.00
GTV MELBOURNE	4,750.18	72.10%	2,632.62	45.42	181.67	68.50	25.00	96.50	95.00	267.50	131.00
TCN SYDNEY	4,862.83	73.81%	2,457.15	45.42	181.67	67.00	25.00	96.50	95.00	267.50	131.00
<b>Ten</b>											
ADS ADELAIDE	4,399.17	66.78%	2,065.12	164.00	233.50	22.00	32.00	61.50	109.50	261.50	102.50
TVQ BRISBANE	4,393.25	66.69%	2,058.20	164.25	234.13	22.00	32.00	61.50	109.50	261.50	102.50
ATV MELBOURNE	4,400.08	66.79%	2,055.12	164.25	234.13	22.00	32.00	61.50	109.50	261.50	102.50
NEW PERTH	4,397.67	66.75%	2,083.10	164.25	234.13	22.00	32.00	61.50	109.50	261.50	102.50
TEN SYDNEY	4,399.50	66.78%	2,056.12	164.25	234.13	22.00	32.00	61.50	109.50	261.50	102.50

\* Please note these columns include totals from both primary channels and non-primary channels.

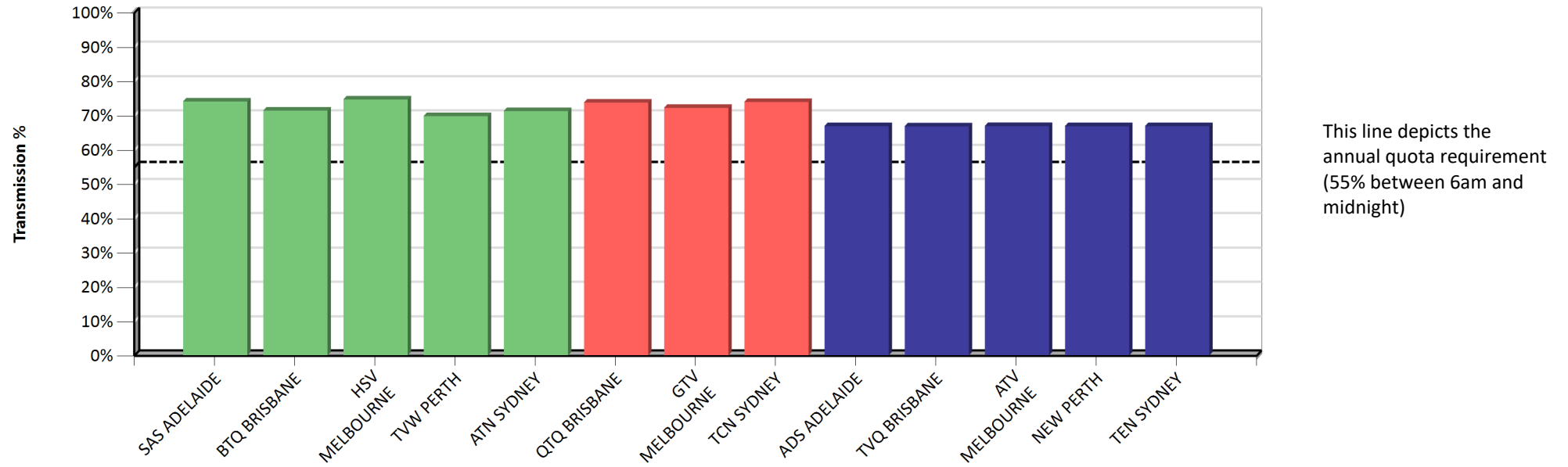
**NOTE:** Discrepancies may exist in the totals due to rounding

The formula for calculating first release Australian drama programs is: **Drama Score = Format Factor x Duration of program (in hours).**

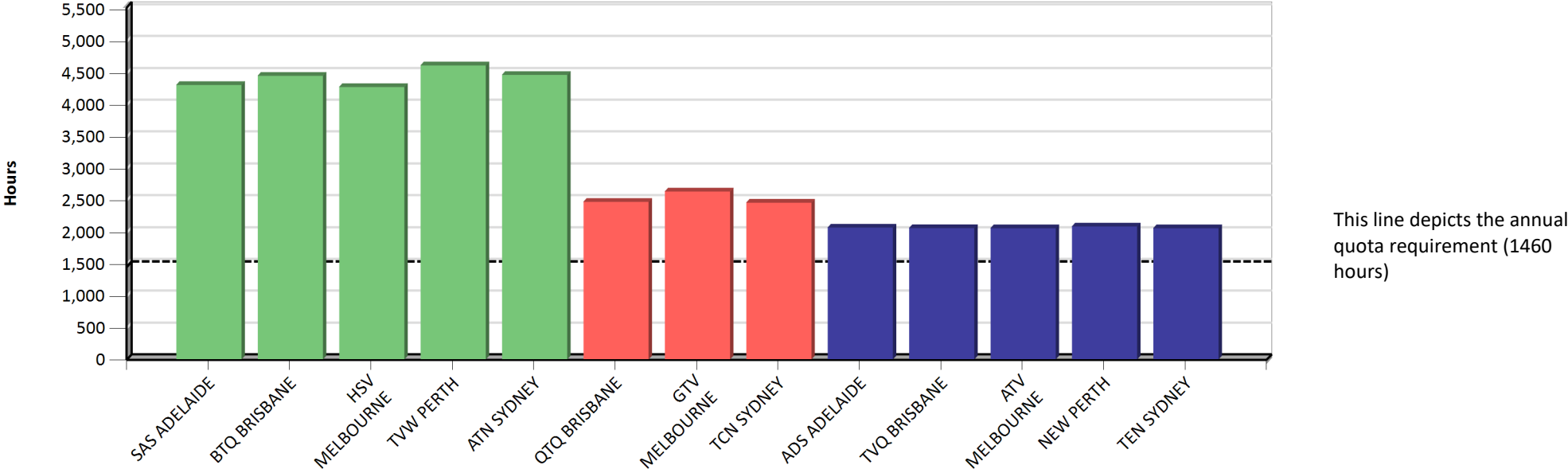
The Format Factor for drama is:

- 4 for a feature film that has been acquired for at least a certain amount of licence fee. For 2016, the minimum licence fee required was \$211,000. For 2017 and later years, the licence fee is subject to changes to take into account any increase in the All Consumer Price Index (CPI). The formula for calculating the licence fee for 2017 and later years is set out in section 17 of the Australian Content Standard. These licence fees are published in the *Australian drama format factor and licence fees* document available on the ACMA website.
- 4 for a telemovie, mini-series, or self-contained drama of less than 90 minutes' duration
- 3 for a series/serial produced at the rate of one hour or less per week and acquired from an independent producer for at least a certain amount of licence fee per hour. For 2016, the hourly licence fee required was at least \$421,000. For 2017 and later years, the licence fee required is subject to changes to take into account any increase in the All Consumer Price Index (CPI). The formula for calculating the licence fee required for 2017 and later years is set out in section 17 of the Australian Content Standard. These licence fees are published in the *Australian drama format factor and licence fees* document available on the ACMA website.
- 2.5 for a feature film that does not meet the format factor 4 requirements
- 2.5 for a serial or series produced at the rate of one hour or less per week, but does not meet format factor 3 requirements
- 1 for a series/serial produced at the rate of more than one hour per week

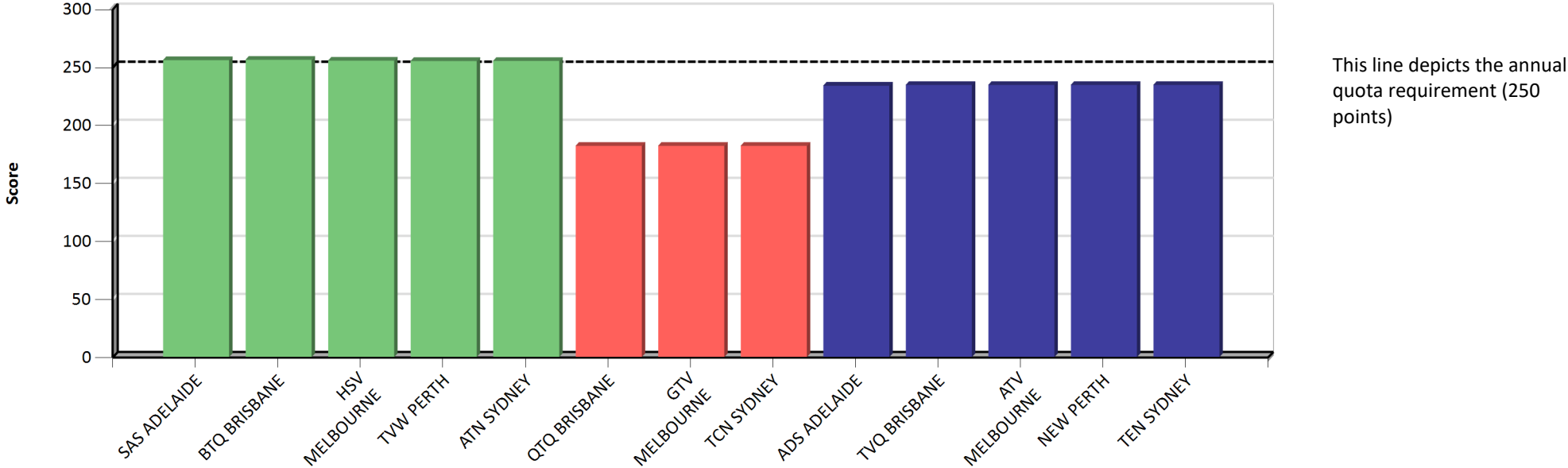
Australian content transmission - primary channel - January 2020 to December 2020



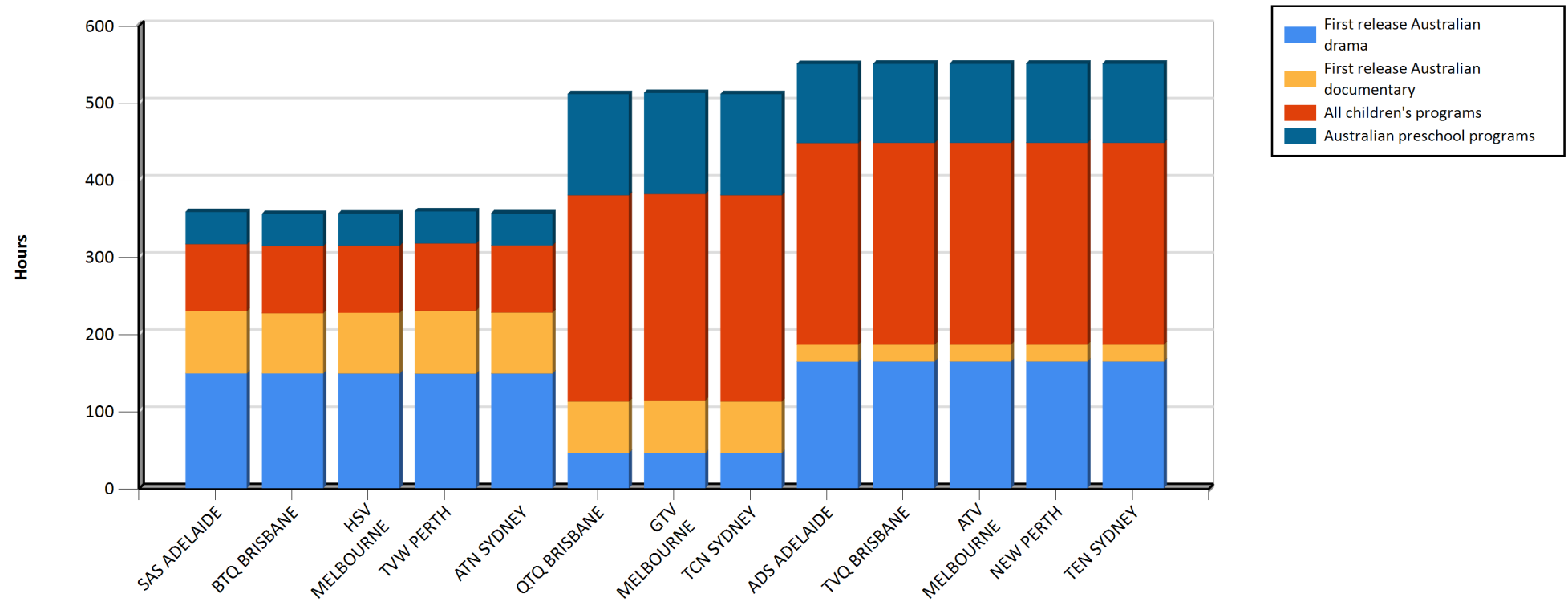
Australian content transmission non-primary channel - January 2020 to December 2020



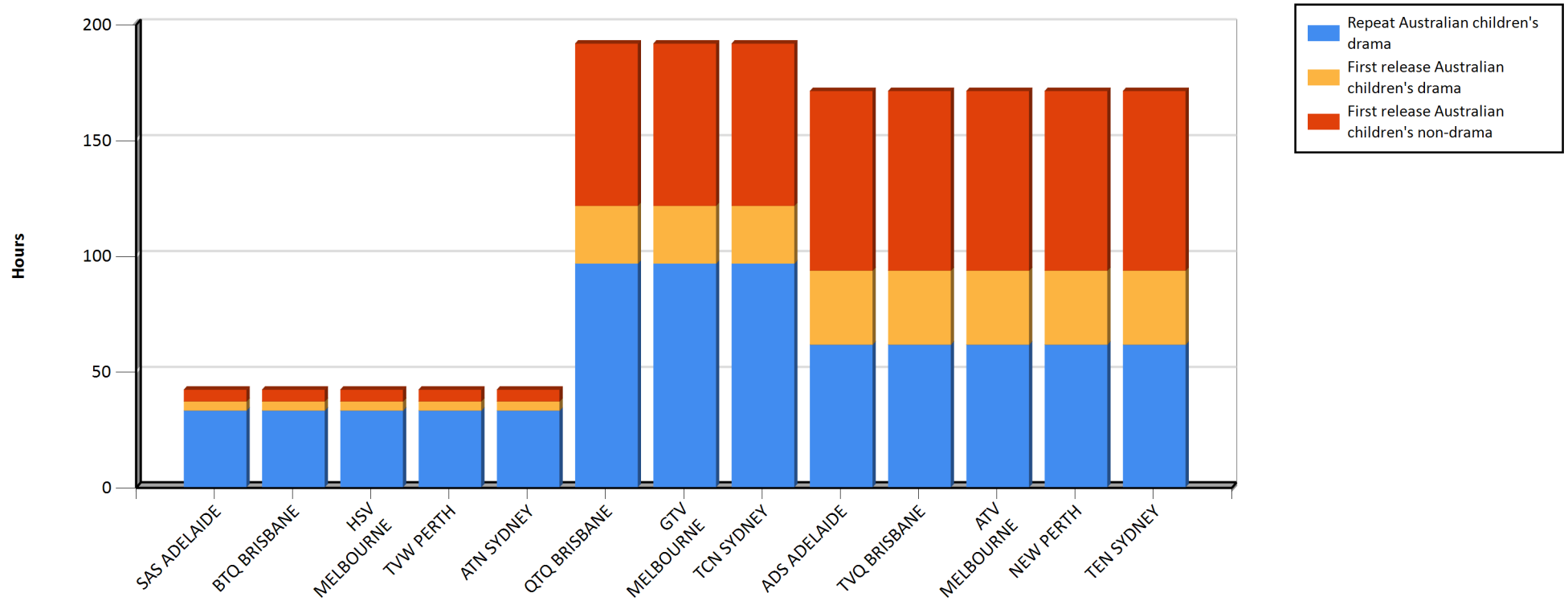
First release Australian drama score - January 2020 to December 2020



First release Australian drama, First release Australian documentary, All children's and preschool programs - January 2020 to December 2020



### Australian children's programs - January 2020 to December 2020

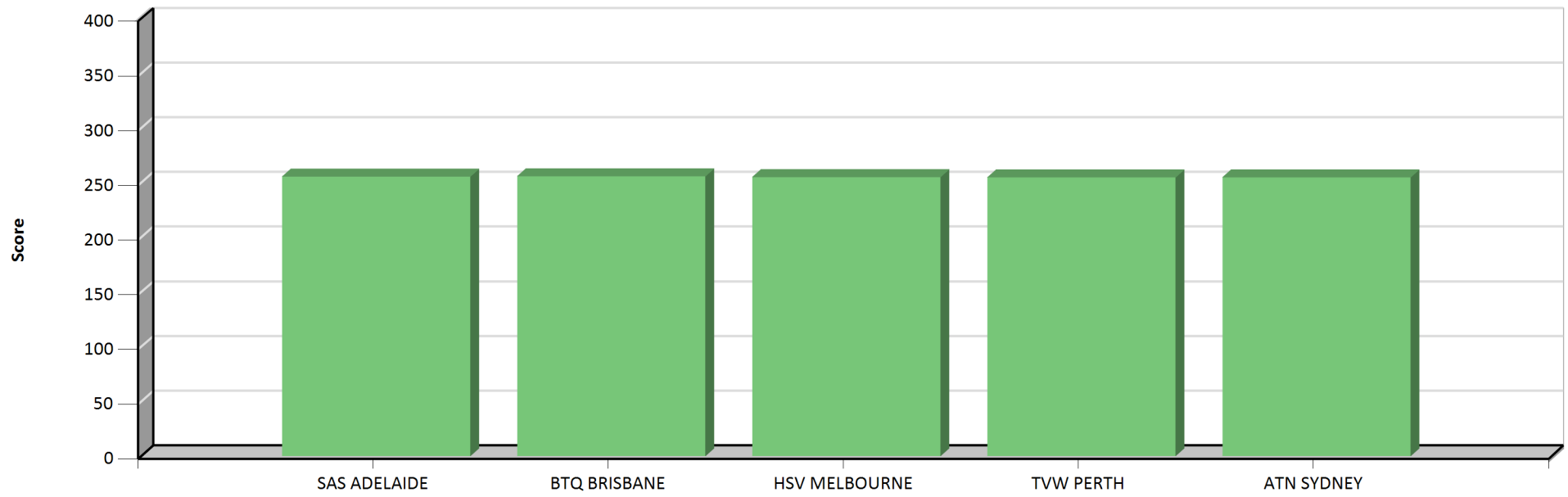




First release Australian drama - Seven - January 2020 to December 2020

				SAS ADELAIDE		BTQ BRISBANE		HSV MELBOURNE		TVW PERTH		ATN SYDNEY	
Program Name	Channel	Drama Format	Format Factor	Hours	Score	Hours	Score	Hours	Score	Hours	Score	Hours	Score
2:22	SEVEN	FEATURE FILM	4	2.08	8.33	2.08	8.33	2.13	8.53	2.08	8.33	2.08	8.33
BETTER WATCH OUT	7MATE	FEATURE FILM	2.5	1.90	4.75	1.90	4.75	1.90	4.75	1.90	4.75	1.90	4.75
BETWEEN TWO WORLDS	SEVEN	MINI-SERIES	4	9.28	37.13	9.28	37.13	9.28	37.13	9.27	37.06	9.28	37.13
BOAR	7MATE	FEATURE FILM	2.5	1.98	4.95	1.98	4.95	1.98	4.95	1.95	4.87	1.98	4.95
BROTHERS' NEST	7MATE	FEATURE FILM	2.5	2.15	5.37	2.15	5.37	2.15	5.37	2.15	5.37	2.15	5.37
CAGE DIVE	7MATE	FEATURE FILM	2.5	1.65	4.12	1.65	4.12	1.65	4.12	1.65	4.12	1.65	4.12
DAFFODILS (NZ)	7TWO	FEATURE FILM	2.5	1.97	4.91	1.97	4.91	2.00	5.00	1.97	4.91	2.00	5.00
GOLDEN BOY (NZ)	7MATE	SERIES	2.5	3.30	8.25	3.42	8.54	3.42	8.54	3.00	7.50	3.42	8.54
HANG TIME (NZ)	7TWO	FEATURE FILM	2.5	1.78	4.45	1.78	4.45	1.78	4.45	1.78	4.45	1.78	4.45
HOME AND AWAY	7TWO	SERIAL	1	8.50	8.50	0.00	0.00	5.00	5.00	0.00	0.00	0.00	0.00
	SEVEN	SERIAL	1	94.08	94.08	102.50	102.50	97.50	97.50	102.58	102.58	102.50	102.50
HOUSOS 2020	7MATE	SERIES	2.5	3.12	7.79	3.13	7.83	3.12	7.79	3.13	7.83	3.12	7.79
ONE LANE BRIDGE (NZ)	7TWO	MINI-SERIES	4	5.62	22.46	5.62	22.46	5.62	22.46	5.62	22.46	5.62	22.46
PETER RABBIT	SEVEN	FEATURE FILM	4	2.00	8.00	2.00	8.00	2.00	8.00	2.02	8.06	2.00	8.00
REGULAR OLD BOGAN	7MATE	SERIES	2.5	3.00	7.50	3.00	7.50	3.00	7.50	3.00	7.50	3.00	7.50
THE FLIP SIDE	7TWO	FEATURE FILM	4	2.00	8.00	2.00	8.00	2.00	8.00	2.00	8.00	2.00	8.00
TOKE (NZ)	7MATE	TELEMOVIE	4	2.10	8.40	2.12	8.46	1.87	7.46	2.12	8.46	1.87	7.46
WINCHESTER	7MATE	FEATURE FILM	4	2.12	8.46	2.12	8.46	2.12	8.46	2.12	8.46	2.12	8.46
<b>Minimum annual score requirement: 250</b>													
<b>Total</b>				<b>148.63</b>	<b>255.51</b>	<b>148.70</b>	<b>255.83</b>	<b>148.52</b>	<b>255.07</b>	<b>148.33</b>	<b>254.78</b>	<b>148.47</b>	<b>254.87</b>
Proportion of New Zealand drama				9.93%	18.98%	10.02%	19.10%	9.89%	18.79%	9.76%	18.76%	9.89%	18.81%

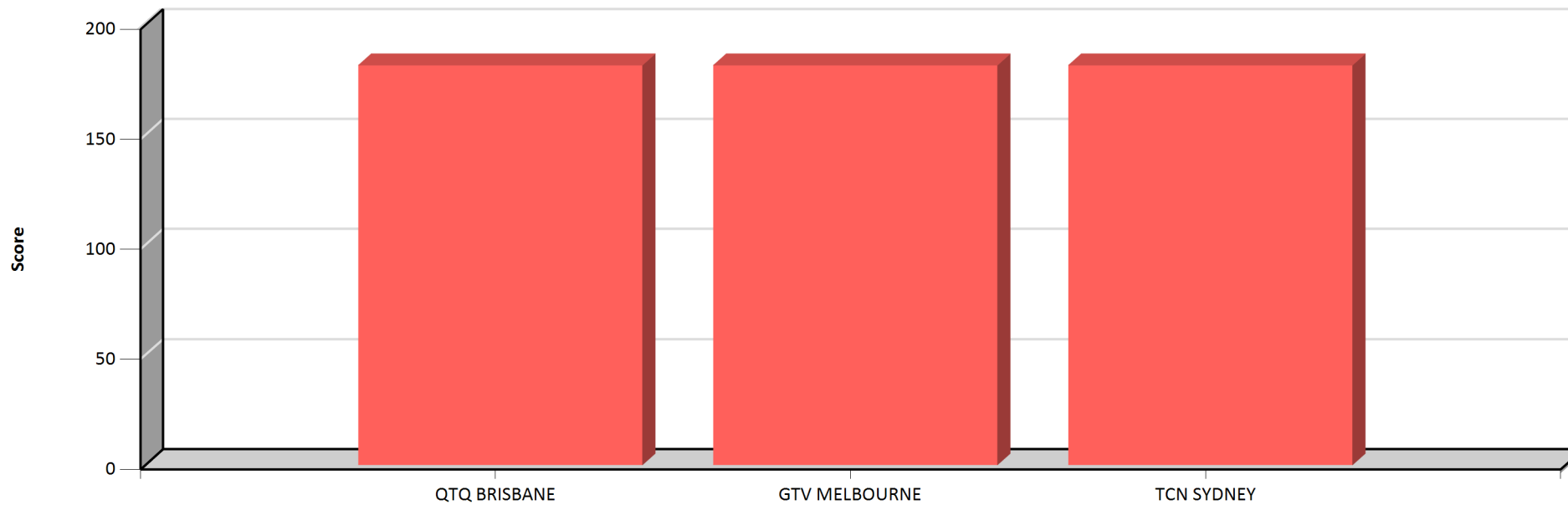
### First release Australian drama - Seven - January 2020 to December 2020



**First release Australian drama - Nine - January 2020 to December 2020**

				QTQ BRISBANE		GTV MELBOURNE		TCN SYDNEY	
Program Name	Channel	Drama Format	Format Factor	Hours	Score	Hours	Score	Hours	Score
DOCTOR DOCTOR	NINE	MINI-SERIES	4	10.00	40.00	10.00	40.00	10.00	40.00
FRESH EGGS (NZ)	GEM	MINI-SERIES	4	6.00	24.00	6.00	24.00	6.00	24.00
HALIFAX: RETRIBUTION	NINE	MINI-SERIES	4	7.67	30.66	7.67	30.66	7.67	30.66
INFORMER 3838	NINE	MINI-SERIES	4	3.75	15.00	3.75	15.00	3.75	15.00
THE BROKENWOOD MYSTERIES (NZ)	GEM	MINI-SERIES	4	8.00	32.00	8.00	32.00	8.00	32.00
WESTSIDE (NZ)	GEM	MINI-SERIES	4	10.00	40.00	10.00	40.00	10.00	40.00
<b>Minimum annual score requirement: 250</b>									
<b>Total</b>				<b>45.42</b>	<b>181.67</b>	<b>45.42</b>	<b>181.67</b>	<b>45.42</b>	<b>181.67</b>
Proportion of New Zealand drama				52.84%	52.84%	52.84%	52.84%	52.84%	52.84%

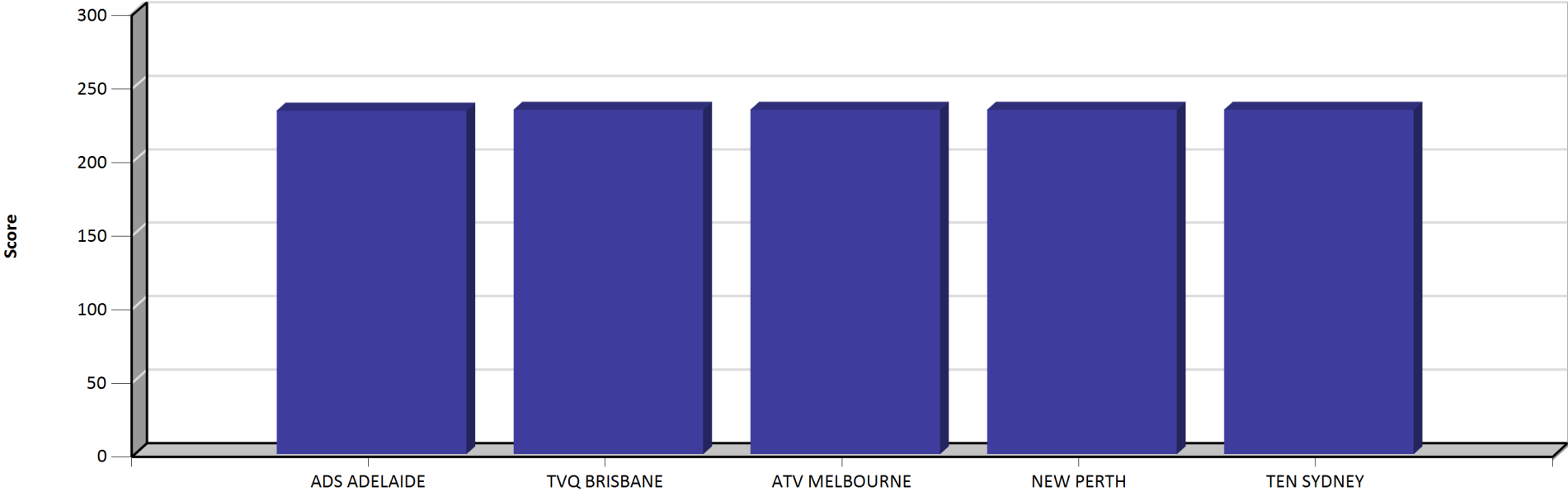
First release Australian drama - Nine - January 2020 to December 2020



First release Australian drama - Ten - January 2020 to December 2020

				ADS ADELAIDE		TVQ BRISBANE		ATV MELBOURNE		NEW PERTH		TEN SYDNEY	
Program Name	Channel	Drama Format	Format Factor	Hours	Score	Hours	Score	Hours	Score	Hours	Score	Hours	Score
BOOK WEEK	10	FEATURE FILM	2.5	1.00	2.50	1.00	2.50	1.00	2.50	1.00	2.50	1.00	2.50
BREATH	10	FEATURE FILM	4	2.33	9.33	2.33	9.33	2.33	9.33	2.33	9.33	2.33	9.33
DRUNK HISTORY AUSTRALIA	10	SERIES	3	3.00	9.00	3.00	9.00	3.00	9.00	3.00	9.00	3.00	9.00
HOW TO STAY MARRIED	10	SERIES	3	4.00	12.00	4.00	12.00	4.00	12.00	4.00	12.00	4.00	12.00
IN LIKE FLYNN	10	FEATURE FILM	2.5	1.00	2.50	1.00	2.50	1.00	2.50	1.00	2.50	1.00	2.50
KINNE TONIGHT	10	SERIES	3	3.50	10.50	3.50	10.50	3.50	10.50	3.50	10.50	3.50	10.50
KOKO: A RED DOG STORY	10	FEATURE FILM	2.5	1.67	4.16	1.67	4.16	1.67	4.16	1.67	4.16	1.67	4.16
MARY MAGDALENE	10	FEATURE FILM	4	1.42	5.66	1.42	5.66	1.42	5.66	1.42	5.66	1.42	5.66
NEIGHBOURS	10 PEACH	SERIAL	1	128.00	128.00	128.00	128.00	128.00	128.00	128.00	128.00	128.00	128.00
NEIGHBOURS: END GAME	10 PEACH	SERIAL	1	5.00	5.00	5.00	5.00	5.00	5.00	5.00	5.00	5.00	5.00
SKINFORD CHAPTER TWO	10 SHAKE	FEATURE FILM	2.5	1.50	3.75	1.50	3.75	1.50	3.75	1.50	3.75	1.50	3.75
THE BRIGHTON MIRACLE	10	FEATURE FILM	2.5	1.50	3.75	1.75	4.37	1.75	4.37	1.75	4.37	1.75	4.37
THE MERGER	10	FEATURE FILM	2.5	2.00	5.00	2.00	5.00	2.00	5.00	2.00	5.00	2.00	5.00
THE SECRETS SHE KEEPS	10	MINI-SERIES	4	6.00	24.00	6.00	24.00	6.00	24.00	6.00	24.00	6.00	24.00
THREE SUMMERS	10	FEATURE FILM	4	2.08	8.33	2.08	8.33	2.08	8.33	2.08	8.33	2.08	8.33
<b>Minimum annual score requirement: 250</b>													
<b>Total</b>				<b>164.00</b>	<b>233.50</b>	<b>164.25</b>	<b>234.13</b>	<b>164.25</b>	<b>234.13</b>	<b>164.25</b>	<b>234.13</b>	<b>164.25</b>	<b>234.13</b>
Proportion of New Zealand drama				0.00%	0.00%	0.00%	0.00%	0.00%	0.00%	0.00%	0.00%	0.00%	0.00%

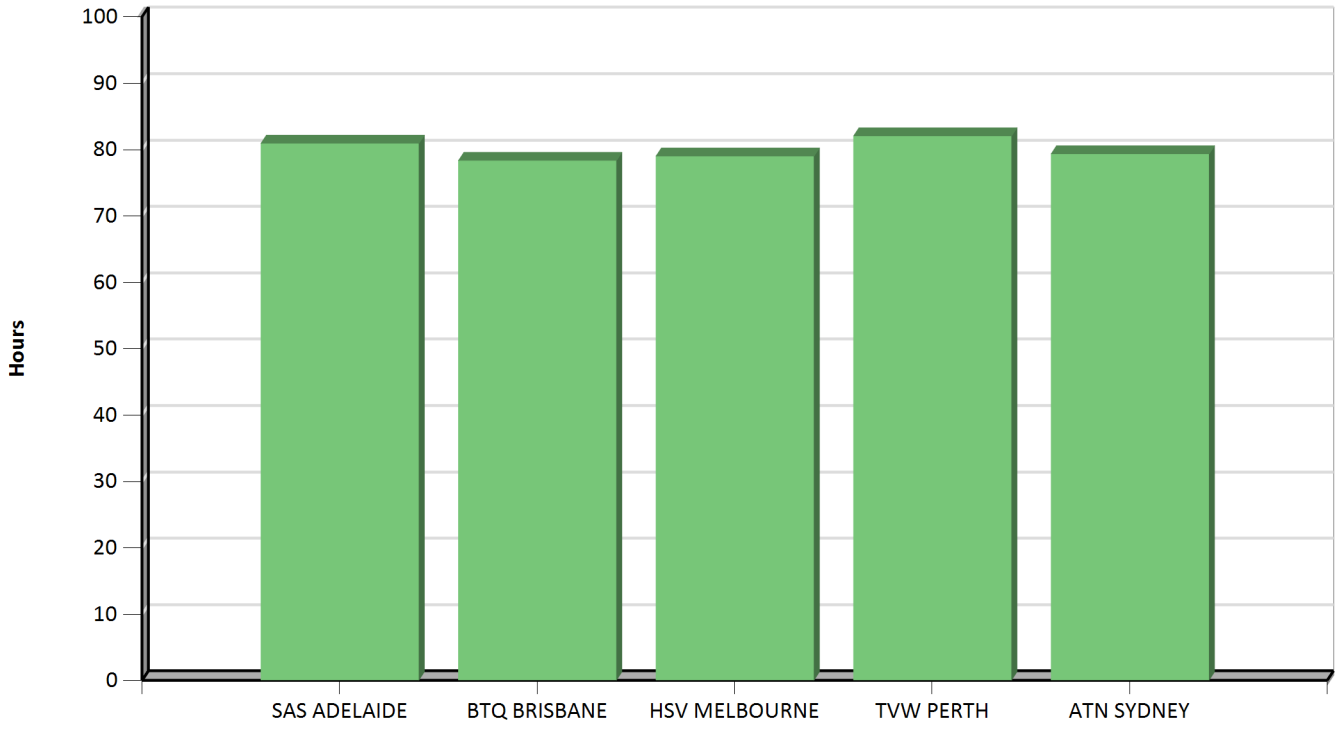
First release Australian drama - Ten - January 2020 to December 2020



First release Australian documentary - Seven - January 2020 to December 2020

		SAS ADELAIDE	BTQ BRISBANE	HSV MELBOURNE	TVW PERTH	ATN SYDNEY
Program Name	Channel	Hours	Hours	Hours	Hours	Hours
75TH ANNIVERSARY OF THE END OF WWII	SEVEN	1.10	1.10	1.17	1.10	1.10
7NEWS SPOTLIGHT: CATCHING A MADMAN	SEVEN	1.17	1.17	1.17	1.18	1.17
7NEWS SPOTLIGHT: SURVIVING THE CRASH	SEVEN	1.63	1.63	1.63	1.63	1.63
7NEWS SPOTLIGHT: THE LINDY TAPES	SEVEN	1.32	1.32	1.32	1.32	1.32
AUSSIE SALVAGE SQUAD	7MATE	10.00	10.00	10.00	10.00	10.00
BEACH COPS	7MATE	1.50	0.00	1.00	0.00	0.00
BORDER PATROL (NZ)	7MATE	5.00	0.50	5.00	0.00	0.00
	SEVEN	5.08	8.50	3.50	10.00	10.00
BORDER SECURITY - AUSTRALIA'S FRONT LINE	SEVEN	3.67	3.67	3.67	3.67	3.67
BUSHFIRE WARS	7MATE	2.58	2.58	2.58	2.67	2.58
	7TWO	0.50	0.50	0.50	0.50	0.50
CRIME INVESTIGATION AUSTRALIA: MOST INFAMOUS	SEVEN	13.25	13.25	13.25	13.30	13.25
DESERT COLLECTORS	7MATE	13.00	13.00	13.00	13.00	13.00
HIGHWAY COPS (NZ)	SEVEN	0.00	0.00	0.00	2.00	0.00
HIGHWAY PATROL	SEVEN	1.00	1.00	1.10	1.00	1.00
HIGHWAY PATROL SPECIAL - RECKLESS AND ROWDY	SEVEN	1.00	1.00	1.00	1.00	1.00
HIGHWAY PATROL SPECIAL - THE COPS TELL ALL	SEVEN	1.00	1.00	1.00	1.00	1.00
HIGHWAY PATROL SPECIAL - WAYWARD WOMEN	SEVEN	1.00	1.00	1.00	1.00	1.00
KOALA RESCUE	SEVEN	1.52	1.52	1.52	1.53	1.52
OUTBACK TRUCKERS	7MATE	13.00	13.00	13.00	13.00	13.00
THE FORCE - BEHIND THE LINE	SEVEN	0.50	0.50	0.50	1.00	0.50
THE TEST: FEATURE LENGTH SPECIAL	SEVEN	2.05	2.05	2.05	2.08	2.05
<b>Minimum annual score requirement: 20</b>						
<b>Total</b>		<b>80.87</b>	<b>78.29</b>	<b>78.96</b>	<b>81.98</b>	<b>79.29</b>
Proportion of New Zealand documentary		12.47%	11.50%	10.77%	14.64%	12.61%

**First release Australian documentary - Seven - January 2020 to December 2020**

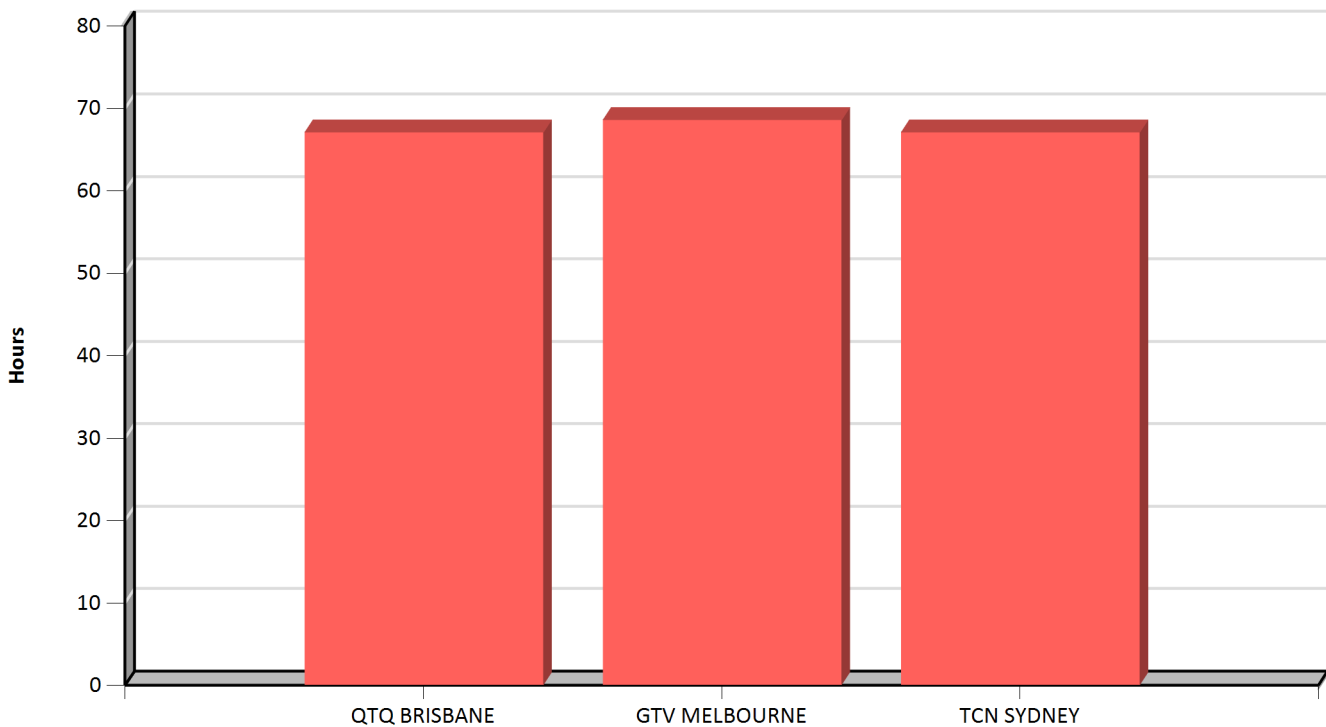




**First release Australian documentary - Nine - January 2020 to December 2020**

		QTV BRISBANE	GTV MELBOURNE	TCN SYDNEY
Program Name	Channel	Hours	Hours	Hours
A GLORIOUS LIFE: BILL LAWRY	NINE	1.25	1.25	1.25
A GLORIOUS LIFE: IAN CHAPPELL	NINE	1.25	1.25	1.25
AUSTRALIAN CRIME STORIES	NINE	11.00	11.00	11.00
DESERT VET	NINE	1.00	1.00	1.00
DRIVING TEST	NINE	2.50	3.00	2.50
EMERGENCY	NINE	10.00	10.00	10.00
ENDANGERED	NINE	3.00	3.00	3.00
GIVING LIFE	NINE	1.00	1.00	1.00
KOKODA: THE SPIRIT LIVES	NINE	2.00	2.00	2.00
MONSTER CROC WRANGLER	NINE	1.00	1.00	1.00
OUTBACK BROTHERS	NINE	3.00	3.00	3.00
PARAMEDICS	NINE	20.00	20.00	20.00
TARONGA: WHO'S WHO IN THE ZOO	NINE	9.00	10.00	9.00
WESTGATE BRIDGE DISASTER: THE UNTOLD STORIES	NINE	1.00	1.00	1.00
<b>Minimum annual score requirement: 20</b>				
<b>Total</b>		<b>67.00</b>	<b>68.50</b>	<b>67.00</b>
Proportion of New Zealand documentary		0.00%	0.00%	0.00%

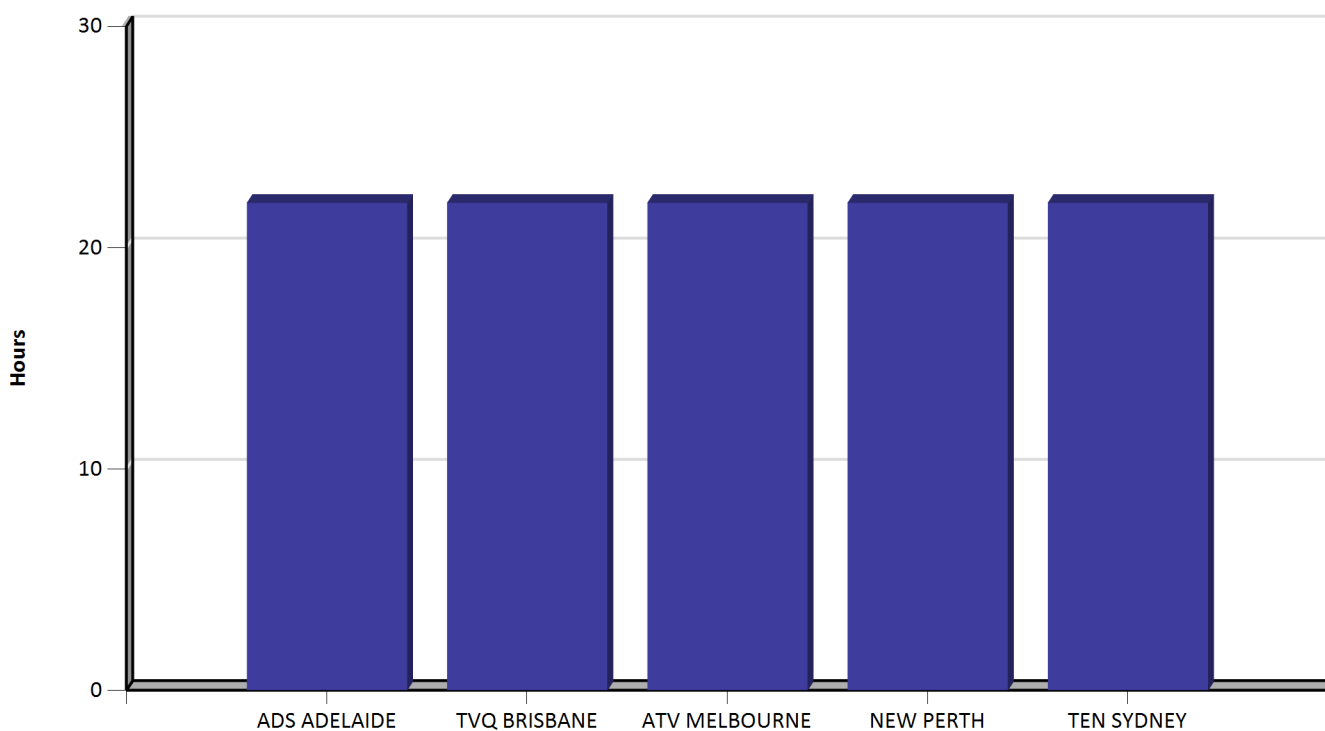
**First release Australian documentary - Nine - January 2020 to December 2020**



**First release Australian documentary - Ten - January 2020 to December 2020**

		ADS ADELAIDE	TVQ BRISBANE	ATV MELBOURNE	NEW PERTH	TEN SYDNEY
Program Name	Channel	Hours	Hours	Hours	Hours	Hours
AMBULANCE AUSTRALIA	10	8.00	8.00	8.00	8.00	8.00
BONDI FOREVER	10	2.00	2.00	2.00	2.00	2.00
BONDI RESCUE	10	5.00	5.00	5.00	5.00	5.00
BONDI RESCUE KATHMANDU COAST TO COAST	10	1.00	1.00	1.00	1.00	1.00
LINDY CHAMBERLAIN: THE TRUE STORY	10	3.00	3.00	3.00	3.00	3.00
TODD SAMPSON'S BODY HACK	10	3.00	3.00	3.00	3.00	3.00
<b>Minimum annual score requirement: 20</b>						
<b>Total</b>		<b>22.00</b>	<b>22.00</b>	<b>22.00</b>	<b>22.00</b>	<b>22.00</b>
Proportion of New Zealand documentary		0.00%	0.00%	0.00%	0.00%	0.00%

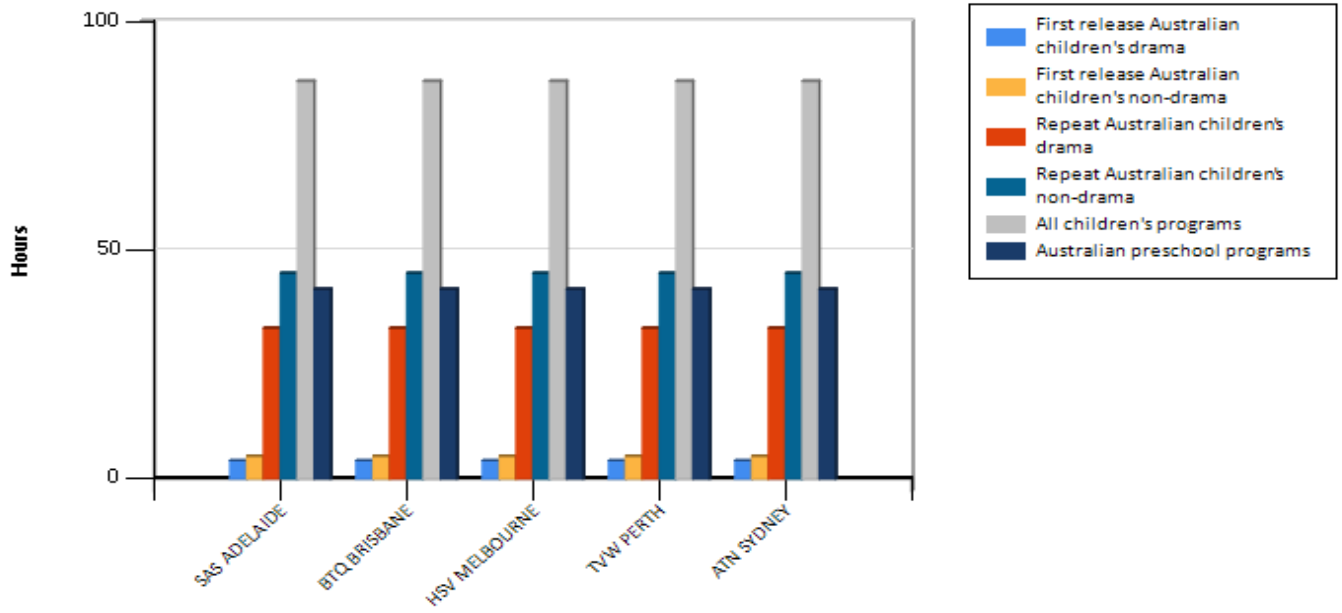
**First release Australian documentary - Ten - January 2020 to December 2020**



C (children's) and P (preschool) programs - Seven - January 2020 to December 2020

			SAS ADELAIDE	BTQ BRISBANE	HSV MELBOURNE	TVW PERTH	ATN SYDNEY
			Hours	Hours	Hours	Hours	Hours
<b>1. First release Australian children's drama</b>							
LARRY THE WONDERPUP	7TWO	2	4.00	4.00	4.00	4.00	4.00
<b>Minimum annual requirement: 25 hours</b>							
<b>Total</b>			<b>4.00</b>	<b>4.00</b>	<b>4.00</b>	<b>4.00</b>	<b>4.00</b>
<b>2. First release Australian children's non-drama</b>							
GET CLEVER	7TWO	3	5.00	5.00	5.00	5.00	5.00
<b>Minimum annual requirement: n/a hours</b>							
<b>Total</b>			<b>5.00</b>	<b>5.00</b>	<b>5.00</b>	<b>5.00</b>	<b>5.00</b>
<b>First release Australian children's programs</b>							
First release Australian C programs (1 + 2)	7TWO		9.00	9.00	9.00	9.00	9.00
<b>Minimum annual requirement: 50% of All children's programs (43.5 hours for all licensees in this network)</b>							
<b>Total</b>			<b>9.00</b>	<b>9.00</b>	<b>9.00</b>	<b>9.00</b>	<b>9.00</b>
<b>3. Repeat Australian children's drama</b>							
BEAT BUGS	7TWO	1	7.00	7.00	7.00	7.00	7.00
BOTTERSNIKES AND GUMBLES	7TWO	1	13.00	13.00	13.00	13.00	13.00
THE WILD ADVENTURES OF BLINKY BILL	7TWO	1	13.00	13.00	13.00	13.00	13.00
<b>Minimum annual score requirement: 8 hours</b>							
<b>Total</b>			<b>33.00</b>	<b>33.00</b>	<b>33.00</b>	<b>33.00</b>	<b>33.00</b>
<b>4. Repeat Australian children's non-drama</b>							
FLUSHED	7TWO	2	2.50	2.50	2.50	2.50	2.50
GET ARTY	7TWO	1	19.00	19.00	19.00	19.00	19.00
ZOOMOO LOST (NZ)	7TWO	1	9.50	9.50	9.50	9.50	9.50
ZOOMOO WILD FRIENDS (NZ)	7TWO	2	14.00	14.00	14.00	14.00	14.00
<b>Minimum annual requirement: n/a hours</b>							
<b>Total</b>			<b>45.00</b>	<b>45.00</b>	<b>45.00</b>	<b>45.00</b>	<b>45.00</b>
<b>All children's programs</b>							
C programs (1 + 2 + 3 + 4)	7TWO		87.00	87.00	87.00	87.00	87.00
<b>Minimum annual score requirement: 260 hours</b>							
<b>Total</b>			<b>87.00</b>	<b>87.00</b>	<b>87.00</b>	<b>87.00</b>	<b>87.00</b>
<b>5. Australian preschool programs</b>							
PIPSQUEAKS	7TWO	1	22.50	22.50	22.50	22.50	22.50
		2	2.50	2.50	2.50	2.50	2.50
TOYBOX	7TWO	2	16.50	16.50	16.50	16.50	16.50
<b>Minimum annual score requirement: 130 hours</b>							
<b>Total</b>			<b>41.50</b>	<b>41.50</b>	<b>41.50</b>	<b>41.50</b>	<b>41.50</b>

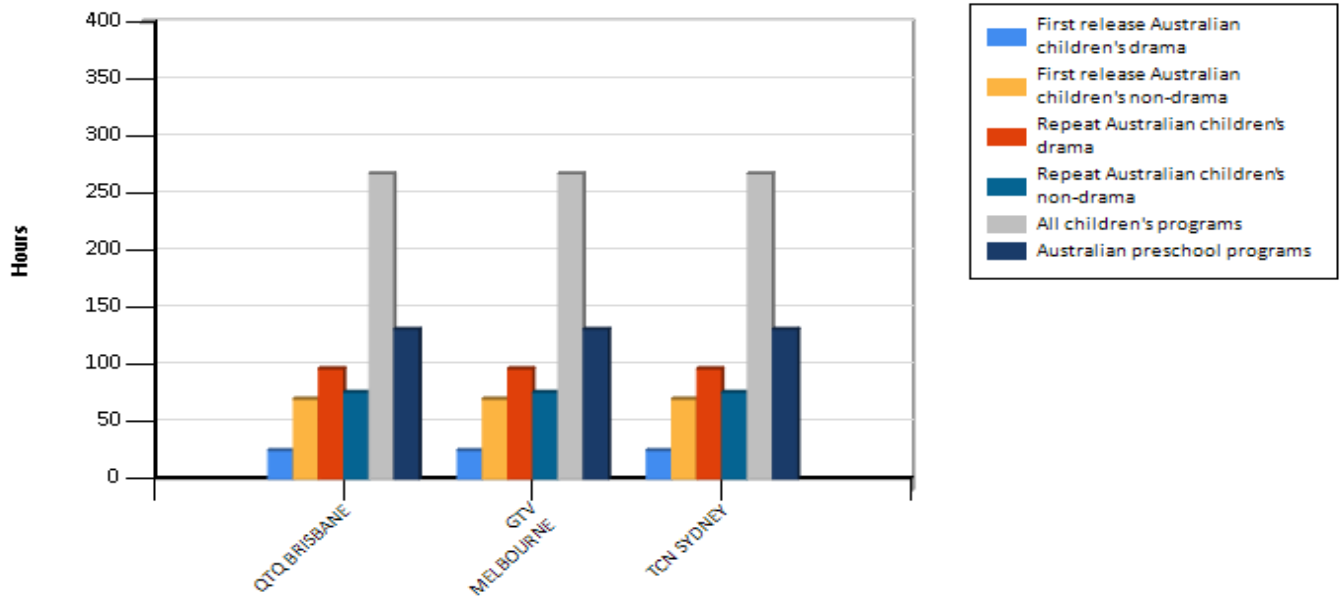
C (children's) and P (preschool) programs - Seven - January 2020 - December 2020



C (children's) and P (preschool) programs - Nine - January 2020 to December 2020

			QTQ BRISBANE	GTV MELBOURNE	TCN SYDNEY
			Hours	Hours	Hours
<b>1. First release Australian children's drama</b>					
	Series				
ALIEN TV	GO	1	10.50	10.50	10.50
BERRY BEES	GO	1	6.50	6.50	6.50
MAYA THE BEE: THE HONEY GAMES	GO		4.50	4.50	4.50
THE GAMERS 2037	GO	1	3.50	3.50	3.50
<b>Minimum annual requirement: 25 hours</b>					
<b>Total</b>			<b>25.00</b>	<b>25.00</b>	<b>25.00</b>
<b>2. First release Australian children's non-drama</b>					
	Series				
BRAINBUZZ	GO	2	5.00	5.00	5.00
SMASHHDOWN!	GO	2	65.00	65.00	65.00
<b>Minimum annual requirement: n/a hours</b>					
<b>Total</b>			<b>70.00</b>	<b>70.00</b>	<b>70.00</b>
<b>First release Australian children's programs</b>					
First release Australian C programs (1 + 2)	GO		95.00	95.00	95.00
<b>Minimum annual requirement: 50% of All children's programs (133.75 hours for all licensees in this network)</b>					
<b>Total</b>			<b>95.00</b>	<b>95.00</b>	<b>95.00</b>
<b>3. Repeat Australian children's drama</b>					
	Series				
ALIEN TV	GO	1	2.50	2.50	2.50
BERRY BEES	GO	1	11.50	11.50	11.50
DUMBOTZ	GO	1	9.50	9.50	9.50
FANSHAW & CRUDNUT	GO	1	24.00	24.00	24.00
FANSHAW & CRUDNUT - ATTACK OF THE SLUG SANTAS	GO		2.00	2.00	2.00
NATE IS LATE	GO	1	11.50	11.50	11.50
PIRATE EXPRESS	GO	1	8.00	8.00	8.00
SKINNER BOYS	GO	2	15.00	15.00	15.00
SPACE CHICKENS IN SPACE	GO	1	12.50	12.50	12.50
<b>Minimum annual score requirement: 8 hours</b>					
<b>Total</b>			<b>96.50</b>	<b>96.50</b>	<b>96.50</b>
<b>4. Repeat Australian children's non-drama</b>					
	Series				
BRAINBUZZ	GO	2	32.50	32.50	32.50
SMASHHDOWN!	GO	1	28.50	28.50	28.50
		2	15.00	15.00	15.00
<b>Minimum annual requirement: n/a hours</b>					
<b>Total</b>			<b>76.00</b>	<b>76.00</b>	<b>76.00</b>
<b>All children's programs</b>					
C programs (1 + 2 + 3 + 4)	GO		267.50	267.50	267.50
<b>Minimum annual score requirement: 260 hours</b>					
<b>Total</b>			<b>267.50</b>	<b>267.50</b>	<b>267.50</b>
<b>5. Australian preschool programs</b>					
	Series				
I AM ME	GO	1	22.50	22.50	22.50
		2	22.50	22.50	22.50
SURPRISES	GO	2	22.50	22.50	22.50
		3	29.50	29.50	29.50
TEDDIES	GO	2	34.00	34.00	34.00
<b>Minimum annual score requirement: 130 hours</b>					
<b>Total</b>			<b>131.00</b>	<b>131.00</b>	<b>131.00</b>

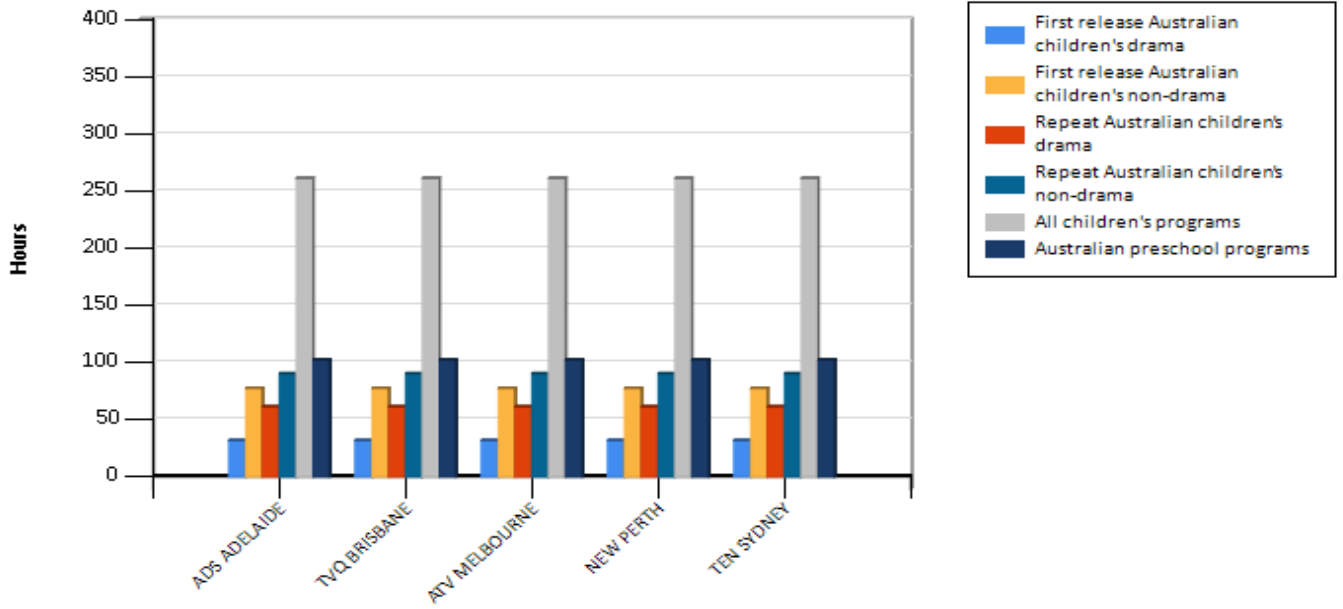
C (children's) and P (preschool) programs - Nine - January 2020 - December 2020



C (children's) and P (preschool) programs - Ten - January 2020 to December 2020

			ADS ADELAIDE	TVQ BRISBANE	ATV MELBOURNE	NEW PERTH	TEN SYDNEY
			Hours	Hours	Hours	Hours	Hours
<b>1. First release Australian children's drama</b>							
	Series						
FOR REAL	10 SHAKE	1	18.50	18.50	18.50	18.50	18.50
RANDOM & WHACKY	10 PEACH	2	13.50	13.50	13.50	13.50	13.50
<b>Minimum annual requirement: 25 hours</b>							
<b>Total</b>			<b>32.00</b>	<b>32.00</b>	<b>32.00</b>	<b>32.00</b>	<b>32.00</b>
<b>2. First release Australian children's non-drama</b>							
	Series						
SCOPE	10 PEACH	5	14.00	14.00	14.00	14.00	14.00
TOTALLY WILD	10 PEACH	26	50.00	50.00	50.00	50.00	50.00
		10 SHAKE	25	0.50	0.50	0.50	0.50
			26	10.50	10.50	10.50	10.50
		27	2.50	2.50	2.50	2.50	
<b>Minimum annual requirement: n/a hours</b>							
<b>Total</b>			<b>77.50</b>	<b>77.50</b>	<b>77.50</b>	<b>77.50</b>	<b>77.50</b>
<b>First release Australian children's programs</b>							
First release Australian C programs (1 + 2)	10 PEACH		77.50	77.50	77.50	77.50	77.50
	10 SHAKE		32.00	32.00	32.00	32.00	32.00
<b>Minimum annual requirement: 50% of All children's programs (130.75 hours for all licensees in this network)</b>							
<b>Total</b>			<b>109.50</b>	<b>109.50</b>	<b>109.50</b>	<b>109.50</b>	<b>109.50</b>
<b>3. Repeat Australian children's drama</b>							
	Series						
BAREFOOT BANDITS (NZ)	10 PEACH	1	13.50	13.50	13.50	13.50	13.50
JAR DWELLERS SOS	10 PEACH	2	13.00	13.00	13.00	13.00	13.00
KUUKUU HARAJUKU	10 PEACH	3	12.00	12.00	12.00	12.00	12.00
QUIMBO'S QUEST (NZ)	10 PEACH	1	13.00	13.00	13.00	13.00	13.00
THE BUREAU OF MAGICAL THINGS	10 PEACH	1	10.00	10.00	10.00	10.00	10.00
<b>Minimum annual score requirement: 8 hours</b>							
<b>Total</b>			<b>61.50</b>	<b>61.50</b>	<b>61.50</b>	<b>61.50</b>	<b>61.50</b>
<b>4. Repeat Australian children's non-drama</b>							
	Series						
GAMIFY	10 PEACH	1	18.50	18.50	18.50	18.50	18.50
SCOPE	10 PEACH	4	24.00	24.00	24.00	24.00	24.00
TOTALLY WILD	10 PEACH	23	27.00	27.00	27.00	27.00	27.00
		24	21.00	21.00	21.00	21.00	
<b>Minimum annual requirement: n/a hours</b>							
<b>Total</b>			<b>90.50</b>	<b>90.50</b>	<b>90.50</b>	<b>90.50</b>	<b>90.50</b>
<b>All children's programs</b>							
C programs (1 + 2 + 3 + 4)	10 PEACH		229.50	229.50	229.50	229.50	229.50
	10 SHAKE		32.00	32.00	32.00	32.00	32.00
<b>Minimum annual score requirement: 260 hours</b>							
<b>Total</b>			<b>261.50</b>	<b>261.50</b>	<b>261.50</b>	<b>261.50</b>	<b>261.50</b>
<b>5. Australian preschool programs</b>							
	Series						
CROCAMOLE	10 PEACH	2	13.00	13.00	13.00	13.00	13.00
		3	83.50	83.50	83.50	83.50	
	10 SHAKE	3	6.00	6.00	6.00	6.00	
<b>Minimum annual score requirement: 130 hours</b>							
<b>Total</b>			<b>102.50</b>	<b>102.50</b>	<b>102.50</b>	<b>102.50</b>	<b>102.50</b>

C (children's) and P (preschool) programs - Ten - January 2020 - December 2020





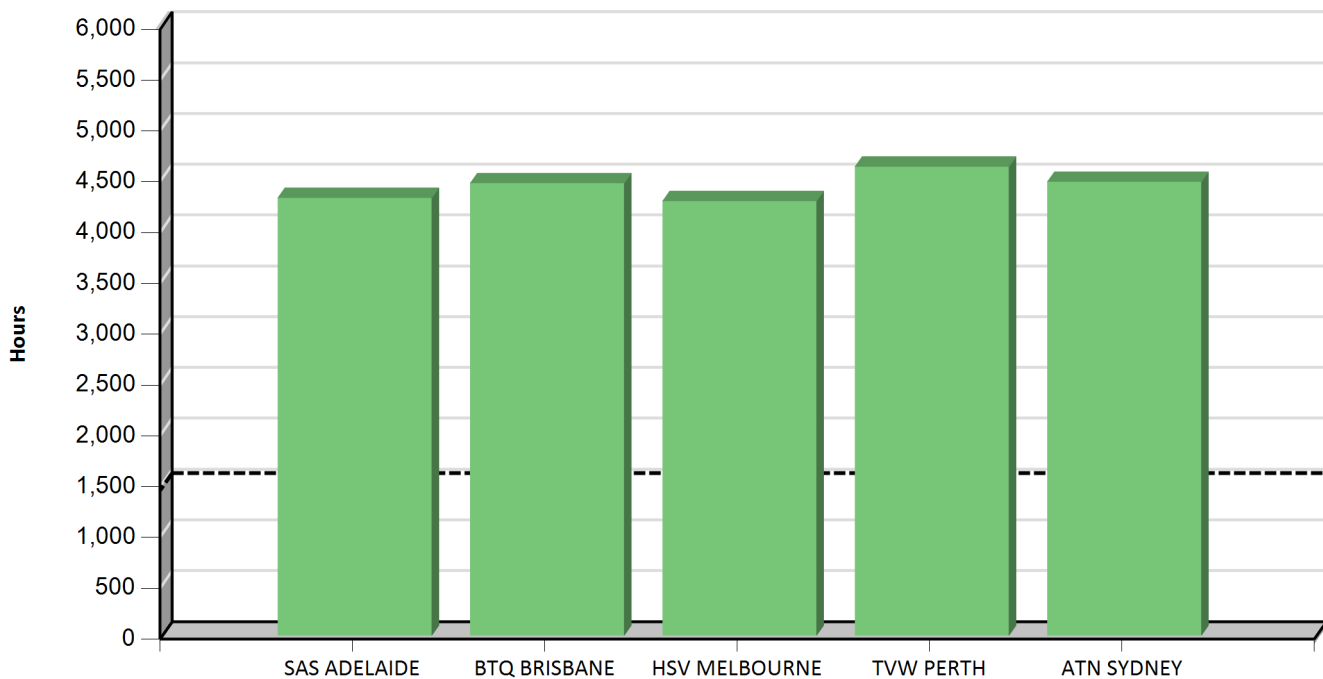
### Australian content - non-primary channel quota - Seven - January 2020 to December 2020

		SAS ADELAIDE	BTQ BRISBANE	HSV MELBOURNE	TVW PERTH	ATN SYDNEY
Channel	Quota Claimed	Hours	Hours	Hours	Hours	Hours
7MATE	First release Australian drama*	43.10	43.00	42.50	42.07	42.50
	First release Australian documentary	47.28	41.05	46.82	40.52	40.45
	Australian content sports coverage	711.93	914.17	680.47	1,046.85	916.98
	Australian content non-sports only**	1,080.32	1,068.22	1,088.95	1,070.87	1,063.77
7TWO	First release Australian drama*	40.03	22.70	33.03	22.70	22.93
	First release Australian documentary	0.57	0.57	0.57	0.57	0.57
	First release Australian children's drama	4.00	4.00	4.00	4.00	4.00
	First release Australian children's non-drama	5.00	5.00	5.00	5.00	5.00
	Repeat Australian children's drama	33.00	33.00	33.00	33.00	33.00
	Children's programs other	45.00	45.00	45.00	45.00	45.00
	Australian preschool programs	41.50	41.50	41.50	41.50	41.50
	Australian content sports coverage	113.65	95.13	98.27	161.60	130.03
	Australian content non-sports only**	2,141.32	2,137.57	2,155.63	2,099.93	2,119.38
<b>Total hours (minimum requirement = 1460 hours)</b>		<b>4,306.70</b>	<b>4,450.90</b>	<b>4,274.73</b>	<b>4,613.60</b>	<b>4,465.12</b>

(\*) When first release Australian drama quota has been claimed on a non-primary channel, transmission quota duration has been doubled.

(\*\*) Australian content non-sport coverage category does not include hours claimed towards a sub-quota.

### Australian content - non-primary channel quota - January 2020 to December 2020



**NOTE:** Discrepancies may exist in the totals due to rounding.

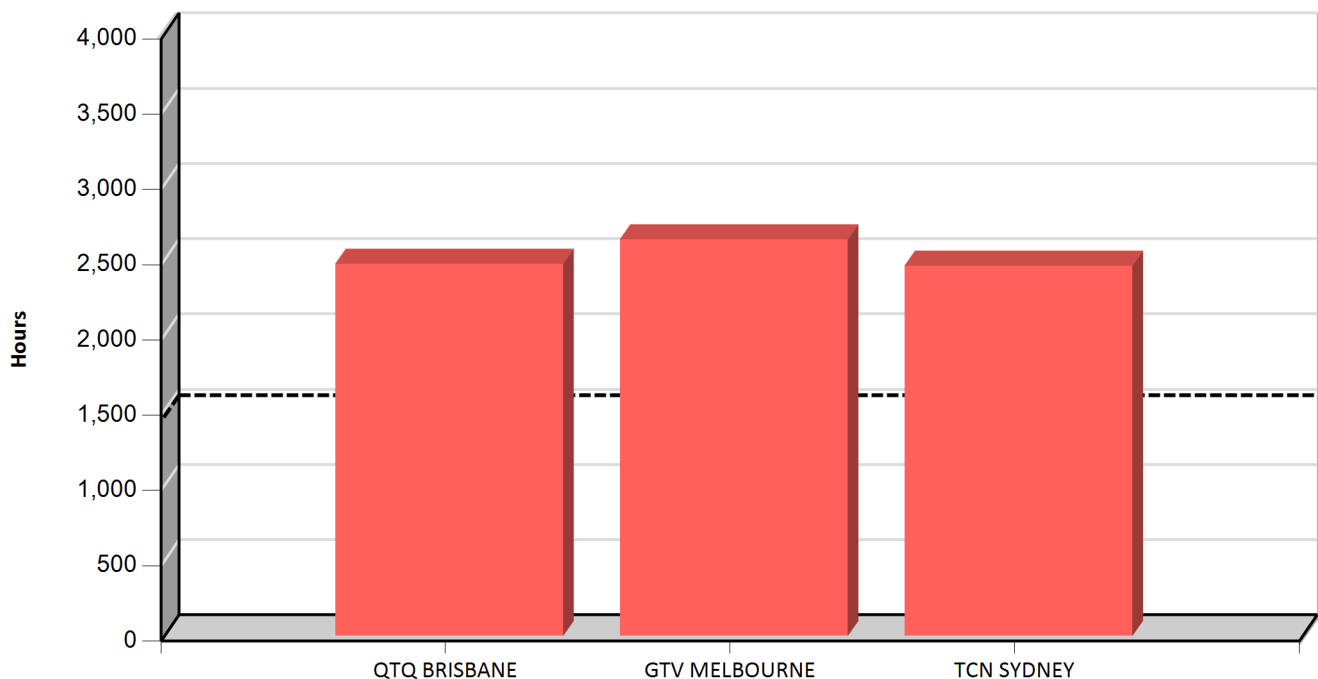
## Australian content - non-primary channel quota - Nine - January 2020 to December 2020

		QTQ BRISBANE	GTV MELBOURNE	TCN SYDNEY
Channel	Quota Claimed	Hours	Hours	Hours
GEM	First release Australian drama*	48.00	48.00	48.00
	Australian content sports coverage	289.70	485.73	288.62
	Australian content non-sports only**	397.65	369.52	392.23
GO	First release Australian children's drama	22.00	22.00	22.00
	First release Australian children's non-drama	70.00	70.00	70.00
	Repeat Australian children's drama	96.50	96.50	96.50
	Children's programs other	76.00	76.00	76.00
	Australian preschool programs	131.00	131.00	131.00
	Australian content sports coverage	62.40	61.38	61.38
	Australian content non-sports only**	168.20	163.87	162.82
9LIFE	Australian content non-sports only**	1,108.65	1,108.65	1,108.65
<b>Total hours (minimum requirement = 1460 hours)</b>		<b>2,470.10</b>	<b>2,632.65</b>	<b>2,457.20</b>

(\*) When first release Australian drama quota has been claimed on a non-primary channel, transmission quota duration has been doubled.

(\*\*) Australian content non-sport coverage category does not include hours claimed towards a sub-quota.

## Australian content - non-primary channel quota - January 2020 to December 2020



**NOTE:** Discrepancies may exist in the totals due to rounding.

### Australian content - non-primary channel quota - Ten - January 2020 to December 2020

		ADS ADELAIDE	TVQ BRISBANE	ATV MELBOURNE	NEW PERTH	TEN SYDNEY
Channel	Quota Claimed	Hours	Hours	Hours	Hours	Hours
10 SHAKE	First release Australian drama*	3.00	3.00	3.00	3.00	3.00
	First release Australian children's drama	18.50	18.50	18.50	18.50	18.50
	First release Australian children's non-drama	13.50	13.50	13.50	13.50	13.50
	Australian preschool programs	6.00	6.00	6.00	6.00	6.00
	Australian content non-sports only**	81.42	81.42	81.42	81.42	81.42
10 PEACH	First release Australian drama*	266.00	266.00	266.00	266.00	266.00
	First release Australian children's drama	13.50	13.50	13.50	13.50	13.50
	First release Australian children's non-drama	64.00	64.00	64.00	64.00	64.00
	Repeat Australian children's drama	61.50	61.50	61.50	61.50	61.50
	Children's programs other	90.50	90.50	90.50	90.50	90.50
	Australian preschool programs	96.50	96.50	96.50	96.50	96.50
	Australian content non-sports only**	359.77	359.77	359.77	359.77	359.77
10 BOLD	Australian content sports coverage	60.60	60.68	60.60	60.58	60.60
	Australian content non-sports only**	930.17	923.17	920.17	948.17	921.17
<b>Total hours (minimum requirement = 1460 hours)</b>		<b>2,064.95</b>	<b>2,058.03</b>	<b>2,054.95</b>	<b>2,082.93</b>	<b>2,055.95</b>

(\*) When first release Australian drama quota has been claimed on a non-primary channel, transmission quota duration has been doubled.

(\*\*) Australian content non-sport coverage category does not include hours claimed towards a sub-quota.

### Australian content - non-primary channel quota - January 2020 to December 2020



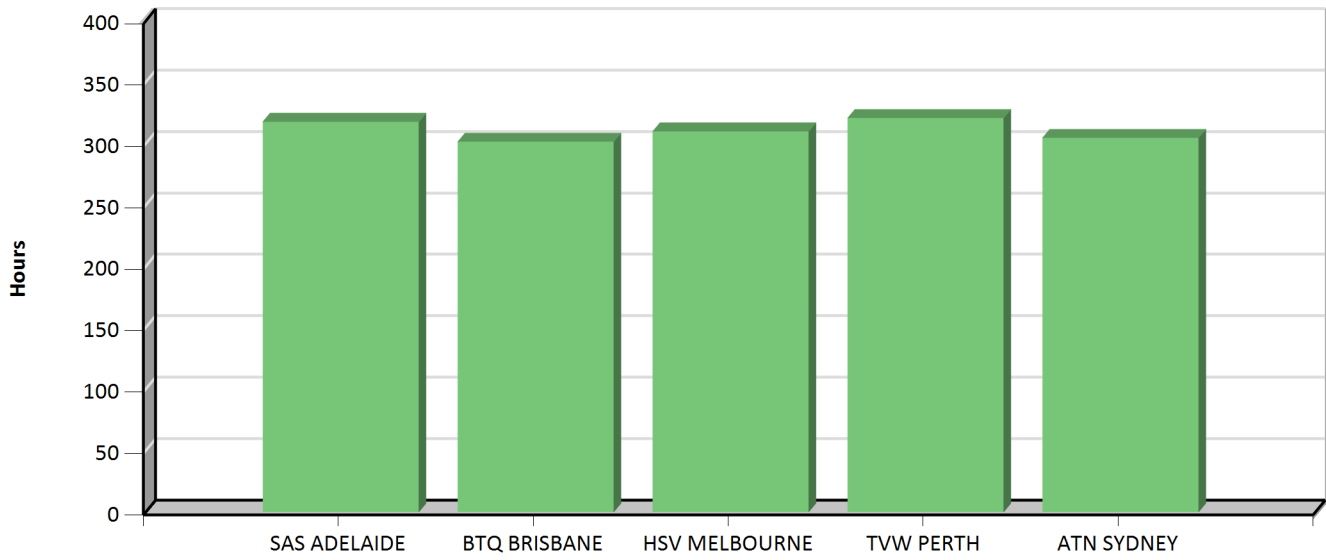
**NOTE:** Discrepancies may exist in the totals due to rounding.

## New Zealand programs - Seven - January 2020 to December 2020

			SAS ADELAIDE	BTQ BRISBANE	HSV MELBOURNE	TVW PERTH	ATN SYDNEY
Program Name	Channel	Quota Claimed	Hours	Hours	Hours	Hours	Hours
A KIWI CHRISTMAS	SEVEN	Transmission Quota *	1.88	1.88	1.88	1.88	1.88
BIG ANGRY FISH	7MATE	Transmission Quota **	129.43	122.57	130.57	127.62	125.50
BORDER PATROL	7MATE	Documentary Quota	5.00	0.50	5.00	0.00	0.00
		Transmission Quota **	5.28	0.53	6.33	0.00	0.00
	7TWO	Transmission Quota **	4.67	4.68	4.67	4.67	4.67
	SEVEN	Documentary Quota	5.08	8.50	3.50	10.00	10.00
		Transmission Quota *	6.43	10.62	4.42	12.98	13.35
DAFFODILS	7TWO	Drama Quota	1.97	1.97	2.00	1.97	2.00
		Transmission Quota **	3.93	3.93	4.00	3.93	4.00
DEMOLITION NZ	7MATE	Transmission Quota **	11.00	11.97	11.95	11.95	11.38
DOG PATROL	7TWO	Transmission Quota **	8.18	8.87	8.53	9.92	8.75
	SEVEN	Transmission Quota *	5.95	3.32	2.90	2.57	2.95
FISHING AND ADVENTURE	7MATE	Transmission Quota **	30.42	28.22	29.82	29.28	28.48
FISHY BUSINESS	7MATE	Transmission Quota **	19.75	19.50	19.77	19.77	19.47
GOLDEN BOY	7MATE	Drama Quota	3.30	3.42	3.42	3.00	3.42
		Transmission Quota **	6.73	6.57	6.60	5.77	6.60
HANG TIME	7TWO	Drama Quota	1.78	1.78	1.78	1.78	1.78
		Transmission Quota **	3.57	3.57	3.57	3.57	3.57
HIGHWAY COPS	SEVEN	Documentary Quota	0.00	0.00	0.00	2.00	0.00
		Transmission Quota *	0.58	0.57	0.58	3.82	0.57
LPL PRO	7MATE	Transmission Quota **	17.83	17.88	17.83	17.83	17.88
MILLION DOLLAR CATCH	7MATE	Transmission Quota **	5.17	2.08	5.17	5.17	1.57
MOTORWAY PATROL	7MATE	Transmission Quota **	2.07	2.57	2.58	2.08	2.58
	SEVEN	Transmission Quota *	2.50	0.95	1.02	4.05	0.52
ONE LANE BRIDGE	7TWO	Drama Quota	5.62	5.62	5.62	5.62	5.62
		Transmission Quota **	11.27	11.20	11.37	11.20	11.37
RUNAWAY MILLIONAIRES	SEVEN	Transmission Quota *	2.65	2.65	0.00	1.88	1.62
TOKE	7MATE	Drama Quota	2.10	2.12	1.87	2.12	1.87
		Transmission Quota **	4.20	4.23	3.73	4.23	3.73
ZOOMOO LOST	7TWO	Transmission Quota **	9.50	9.50	9.50	9.50	9.50
ZOOMOO WILD FRIENDS	7TWO	Transmission Quota **	14.00	14.00	14.00	14.00	14.00
<b>(*) Total counted towards primary transmission quota</b>			<b>20.00</b>	<b>19.98</b>	<b>10.80</b>	<b>27.18</b>	<b>20.88</b>
<b>Proportion of New Zealand programs counted as Australian content (6am - midnight) - primary channel</b>			<b>0.30%</b>	<b>0.30%</b>	<b>0.16%</b>	<b>0.41%</b>	<b>0.32%</b>
<b>(**) Total counted towards non-primary transmission quota</b>			<b>287.00</b>	<b>271.87</b>	<b>289.98</b>	<b>280.48</b>	<b>273.05</b>
<b>Proportion of New Zealand programs counted as Australian content (6am - midnight) - non-primary channels</b>			<b>2.18%</b>	<b>2.06%</b>	<b>2.20%</b>	<b>2.13%</b>	<b>2.07%</b>

(\*\*) When first release Australian drama quota has been claimed on a non-primary channel, transmission quota duration has been doubled.

### New Zealand programs - Seven - January 2020 to December 2020

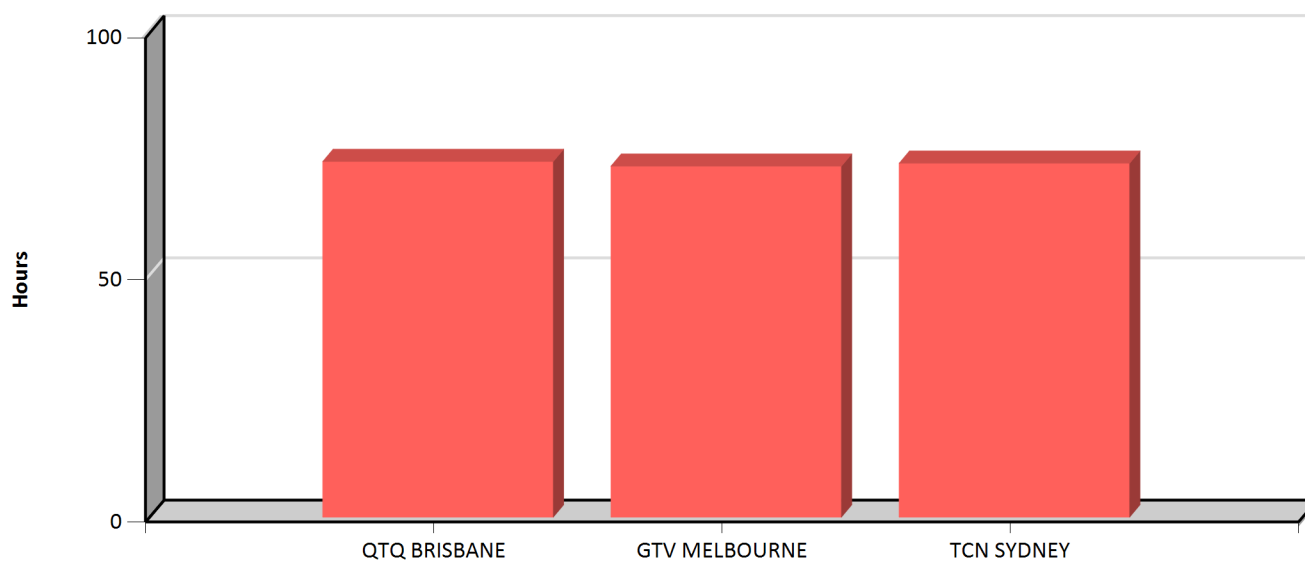


## New Zealand programs - Nine - January 2020 to December 2020

			QTQ BRISBANE	GTV MELBOURNE	TCN SYDNEY
Program Name	Channel	Quota Claimed	Hours	Hours	Hours
FRESH EGGS	GEM	Drama Quota	6.00	6.00	6.00
		Transmission Quota **	12.00	12.00	12.00
POLICE TEN 7	GEM	Transmission Quota **	0.37	0.00	0.00
	GO	Transmission Quota **	10.45	10.45	10.45
STRAIGHT FORWARD	NINE	Transmission Quota *	1.73	1.73	1.73
THE BAD SEED	NINE	Transmission Quota *	0.53	0.53	0.53
THE BROKENWOOD MYSTERIES	GEM	Drama Quota	8.00	8.00	8.00
		Transmission Quota **	31.37	31.37	31.37
	NINE	Transmission Quota *	0.40	0.40	0.40
WESTSIDE	GEM	Drama Quota	10.00	10.00	10.00
		Transmission Quota **	25.10	25.10	25.10
	NINE	Transmission Quota *	1.75	1.15	1.75
<b>(*) Total counted towards primary transmission quota</b>			<b>4.42</b>	<b>3.82</b>	<b>4.42</b>
<b>Proportion of New Zealand programs counted as Australian content (6am - midnight) - primary channel</b>			<b>0.07%</b>	<b>0.06%</b>	<b>0.07%</b>
<b>(**) Total counted towards non-primary transmission quota</b>			<b>79.28</b>	<b>78.92</b>	<b>78.92</b>
<b>Proportion of New Zealand programs counted as Australian content (6am - midnight) - non-primary channels</b>			<b>0.60%</b>	<b>0.60%</b>	<b>0.60%</b>

(\*\*) When first release Australian drama quota has been claimed on a non-primary channel, transmission quota duration has been doubled.

## New Zealand programs - Nine - January 2020 to December 2020



## New Zealand programs - Ten - January 2020 to December 2020

			ADS ADELAIDE	TVQ BRISBANE	ATV MELBOURNE	NEW PERTH	TEN SYDNEY
Program Name	Channel	Quota Claimed	Hours	Hours	Hours	Hours	Hours
BAREFOOT BANDITS	10 PEACH	Transmission Quota **	13.67	13.67	13.67	13.67	13.67
QUIMBO'S QUEST	10 PEACH	Transmission Quota **	13.00	13.00	13.00	13.00	13.00
<b>(*) Total counted towards primary transmission quota</b>			<b>0.00</b>	<b>0.00</b>	<b>0.00</b>	<b>0.00</b>	<b>0.00</b>
<b>Proportion of New Zealand programs counted as Australian content (6am - midnight) - primary channel</b>			<b>0.00%</b>	<b>0.00%</b>	<b>0.00%</b>	<b>0.00%</b>	<b>0.00%</b>
<b>(**) Total counted towards non-primary transmission quota</b>			<b>26.67</b>	<b>26.67</b>	<b>26.67</b>	<b>26.67</b>	<b>26.67</b>
<b>Proportion of New Zealand programs counted as Australian content (6am - midnight) - non-primary channels</b>			<b>0.20%</b>	<b>0.20%</b>	<b>0.20%</b>	<b>0.20%</b>	<b>0.20%</b>

(\*\*) When first release Australian drama quota has been claimed on a non-primary channel, transmission quota duration has been doubled.

## New Zealand programs - Ten - January 2020 to December 2020

