











SERVICES AUSTRALIA

SENATE ADDITIONAL ESTIMATES – SENATORS INFORMATION REQUESTS

TAB No.	Question
Letter from Senator Kovacic received 15 January 2024	
1	Latest telephony data, including telephony figures from 1 September to date.
2	Major program list, and the status of each.
3	SSW Average days to process from 1 September to date.
4	Organised by each month of this financial year, the average days to process SSW claims, health work, child support, and emergency claims.
5	Per each work types, the number of claims processed over standard FYTD.
6	This FYTD, the (daily) average number of customers attending per each Service Centre, and the (daily) average wait time.
7	Per payment type, the dollar figure of overpayments and underpayments respectively, and the dollar figure when expressed as a percentage of total payments delivered for (a) FY 2022-23; and (b) this financial year to date.
8	The current list of Major Projects and their monthly status since August 2023.
9	Per each work types, organised per Local Government Area, the average days to process claims - including SSW.
10	Per each affected LGA, arising from the South East Queensland Severe Storms and Flooding event, the average days taken to process emergency claims, and other claims data, including claims granted, rejected, on hand and finalised.
11	Per payment type, the number of claims currently on hand and 31 January 2024 , and of those claims how many are over standard.
12	Current number of SSW claims >30 days old on hand.
13	Per each work type, the claims in flow FYTD.
Letter from Senator Rice received 8 February 2024	
14	An update to the following QoNs to the latest available date: a. SQ23-000703; b. SQ23-000710; c. SQ23-000711; d. SQ23-000842; e. SQ23-000427; f. SQ23-000690 (SSW average days to process);

T1. Latest telephony data, including telephony figures from 1 September to 31 December 2023

Telephony Summary 1 Sep 2023 - 31 Dec 2023				
Program	Answered	Customer Terminated	Average Speed of Answer	Congested
Child Support	419,957	65,816	0:09:59	0
Customer	659,810	314,795	0:21:39	470,513
Pharmaceutical Benefits Scheme	1,301,769	68,191	0:01:51	0
Provider	555,036	94,312	0:04:56	0
Integrity	205,301	24,280	0:05:03	0
Social Security & Welfare	3,111,202	1,534,603	0:34:10	4,631,338
Total	6,253,075	2,101,997	0:20:57	5,101,851

Major Programs	Status December 2023 – August 2023				
	December 2023	November 2023	October 2023	September 2023	August 2023
GoERP Program					
Health Delivery Modernisation Program (Phase 3)					

 Red
  Amber
  Green

* The status of a program is reported against a traffic light system of Red, Amber and Green. The status colour is established taking into account key milestones, budget, financial benefits, business outcomes and risk. The resulting colour assists in determining whether remedial activities are required.

T3. SSW Average days to process from 1 September to 31 December 2023

Social Security and Welfare Average Days to Process 1 Sep 2023 - 31 Dec 2023	
Service Reason	Average Days to Process
ABSTUDY - Non-Schooling A	22.2
ABSTUDY - Pensioner Education Supplement	8.7
ABSTUDY - Schooling A	7.5
Additional Child Care Subsidy Child Wellbeing Application	12.6
Additional Child Care Subsidy Child Wellbeing Certificate - Exceptional Circumstances	17.7
Additional Child Care Subsidy Child Wellbeing Determination - Exceptional Circumstances	17.9
Additional Child Care Subsidy Grandparent	55.1
Additional Child Care Subsidy Temporary Financial Hardship	64.1
Additional Child Care Subsidy Transition to Work	80.3
Age Pension	78.0
Assistance for Isolated Children	0.2
Austudy	44.5
Carer Allowance	43.8
Carer Payment	51.3
Child Care Subsidy	26.8
Crisis Payment	2.7
Dad and Partner Pay	79.7
Disability Support Pension	82.2
Double Orphan Pension	8.2
Essential Medical Equipment	51.9
Ex-Carer Allowance (Child) Health Care Card	13.6
Family Tax Benefit Lump Sum	17.6
Family Tax Benefit New Claim	51.7
Fares Allowance	0.3
Farm Household Allowance	36.7
Foster Child Health Care Card	28.7
JobSeeker Payment	26.9
Low Income Card	82.5
Mobility Allowance	23.6
Paid Parental Leave	24.6
Parenting Payment Partnered	60.5
Parenting Payment Single	13.3
Pensioner Education Supplement	12.6
Pensions Loan Scheme	69.8
Seniors Health Card	58.6
Special Benefit	14.4
Stillborn Baby Payment	6.8
Tertiary Access Payment	23.2
Youth Allowance Apprentice	52.7
Youth Allowance Jobseekers	31.6
Youth Allowance Students	47.3

Social Security and Welfare Average Days to Process		
Month	Average Days to Process	
Jul-23	33.2	
Aug-23	35.4	
Sep-23	26.8	
Oct-23	38.7	
Nov-23	38.6	
Dec-23	40.1	

Emergency Average Days to Process		
Month	Payment	Average Days to Process
Jul-23	EX Gratia Disaster Recovery Allowance	0.0
Jul-23	Disaster Recovery Payment	8.2
Jul-23	EX Gratia Disaster Recovery Payment	70.5
Jul-23	Disaster Recovery Allowance	13.3
Aug-23	Disaster Recovery Allowance	15.3
Aug-23	EX Gratia Disaster Recovery	2.0
Aug-23	Disaster Recovery Payment	8.1
Aug-23	EX Gratia Disaster Recovery Payment	1.5
Sep-23	EX Gratia Disaster Recovery Allowance	3.0
Sep-23	Disaster Recovery Allowance	8.6
Sep-23	Disaster Recovery Payment	8.3
Oct-23	Disaster Recovery Payment	0.0
Nov-23	Disaster Recovery Allowance	2.5
Nov-23	Disaster Recovery Payment	2.3
Dec-23	EX Gratia Disaster Recovery Payment	2.6
Dec-23	Disaster Recovery Allowance	4.8
Dec-23	EX Gratia Disaster Recovery	1.0
Dec-23	Disaster Recovery Payment	1.7

Health Average Days to Process		
Month	Average Days to Process	
Jul-23	12.7	
Aug-23	14.2	
Sep-23	14.5	
Oct-23	14.8	
Nov-23	15.8	
Dec-23	15.1	

Social Security and Welfare by Claim Average Days to Process			
Month	Service Reason	Average Days to Process	
Jul-23	ABSTUDY - Non-Schooling A	18.4	
Jul-23	ABSTUDY - Pensioner Education	8.1	
Jul-23	ABSTUDY - Schooling A	9.2	
Jul-23	Additional Child Care Subsidy Child	13.4	
Jul-23	Additional Child Care Subsidy Grandparent	34.4	
Jul-23	Additional Child Care Subsidy Temporary	52.5	
Jul-23	Additional Child Care Subsidy Transition to	92.6	
Jul-23	Age Pension	52.3	
Jul-23	Assistance for Isolated Children	0.1	
Jul-23	Austudy	36.4	
Jul-23	Carer Allowance	52.7	
Jul-23	Carer Payment	57.2	
Jul-23	Child Care Subsidy	22.4	
Jul-23	Crisis Payment	1.8	
Jul-23	Dad and Partner Pay	46.1	
Jul-23	Disability Support Pension	69.9	
Jul-23	Double Orphan Pension	4.0	
Jul-23	Essential Medical Equipment	35.3	
Jul-23	EX-Carer Allowance (Child) Health Care	4.0	
Jul-23	Family Tax Benefit Lump Sum	8.3	
Jul-23	Family Tax Benefit New Claim	42.6	
Jul-23	Fares Allowance	0.0	
Jul-23	Farm Household Allowance	22.5	
Jul-23	Foster Child Health Care Card	23.0	
Jul-23	Jobseeker Payment	30.9	
Jul-23	Low Income Card	45.8	
Jul-23	Mobility Allowance	24.6	
Jul-23	Paid Parental Leave	24.7	
Jul-23	Parenting Payment Partnered	57.2	
Jul-23	Parenting Payment Single	43.6	
Jul-23	Pensioner Education Supplement	25.0	
Jul-23	Pensioners Loan Scheme	62.5	
Jul-23	Seniors Health Card	31.8	
Jul-23	Special Benefit	22.5	
Jul-23	Stillborn Baby Payment	21.8	
Jul-23	Tertiary Access Payment	20.8	
Jul-23	Youth Allowance Apprentice	39.3	
Jul-23	Youth Allowance Jobseekers	39.2	
Jul-23	Youth Allowance Students	34.0	
Aug-23	ABSTUDY - Non-Schooling A	22.9	
Aug-23	ABSTUDY - Pensioner Education	9.8	
Aug-23	ABSTUDY - Schooling A	15.5	
Aug-23	Additional Child Care Subsidy Child	11.6	
Aug-23	Additional Child Care Subsidy Grandparent	67.7	
Aug-23	Additional Child Care Subsidy Temporary	75.1	
Aug-23	Additional Child Care Subsidy Transition to	102.6	
Aug-23	Age Pension	67.5	
Aug-23	Assistance for Isolated Children	0.3	
Aug-23	Austudy	37.3	
Aug-23	Carer Allowance	43.0	
Aug-23	Carer Payment	48.4	
Aug-23	Child Care Subsidy	23.7	
Aug-23	Crisis Payment	1.9	
Aug-23	Dad and Partner Pay	65.8	
Aug-23	Disability Support Pension	89.9	
Aug-23	Double Orphan Pension	11.0	
Aug-23	Essential Medical Equipment	42.4	
Aug-23	EX-Carer Allowance (Child) Health Care	3.6	
Aug-23	Family Tax Benefit Lump Sum	9.6	
Aug-23	Family Tax Benefit New Claim	48.6	
Aug-23	Fares Allowance	0.0	
Aug-23	Farm Household Allowance	32.2	
Aug-23	Foster Child Health Care Card	25.1	
Aug-23	Jobseeker Payment	27.4	
Aug-23	Low Income Card	49.9	
Aug-23	Mobility Allowance	21.4	
Aug-23	Paid Parental Leave	27.0	
Aug-23	Parenting Payment Partnered	58.0	
Aug-23	Parenting Payment Single	47.0	
Aug-23	Pensioner Education Supplement	17.1	
Aug-23	Pensioners Loan Scheme	59.5	
Aug-23	Seniors Health Card	43.5	
Aug-23	Special Benefit	26.1	
Aug-23	Stillborn Baby Payment	7.6	
Aug-23	Tertiary Access Payment	21.3	
Aug-23	Youth Allowance Apprentice	40.7	
Aug-23	Youth Allowance Jobseekers	33.9	
Aug-23	Youth Allowance Students	35.7	
Sep-23	ABSTUDY - Non-Schooling A	24.4	
Sep-23	ABSTUDY - Pensioner Education	8.2	
Sep-23	ABSTUDY - Schooling A	12.9	
Sep-23	Additional Child Care Subsidy Child	12.2	
Sep-23	Additional Child Care Subsidy Grandparent	65.1	
Sep-23	Additional Child Care Subsidy Temporary	80.5	
Sep-23	Additional Child Care Subsidy Transition to	91.8	
Sep-23	Age Pension	71.3	
Sep-23	Assistance for Isolated Children	0.1	
Sep-23	Austudy	40.5	
Sep-23	Carer Allowance	37.0	
Sep-23	Carer Payment	41.1	
Sep-23	Child Care Subsidy	21.1	
Sep-23	Crisis Payment	2.5	
Sep-23	Dad and Partner Pay	69.1	

Emergency by Event Average Days to Process				
Month	Event	Payment	Average Days to Process	
Jul-23	Northern Territory Northern Region Flooding - February 2023	Disaster Recovery Payment	7.6	
Jul-23	Northern Queensland Monsoon and Flooding - December 2022 - March	Disaster Recovery Payment	14.9	
Jul-23	New South Wales Floods September 2022	EX Gratia Disaster Recovery Payment	73.0	
Jul-23	New South Wales Floods September 2022	Disaster Recovery Allowance	18.7	
Jul-23	New South Wales Floods September 2022	Disaster Recovery Payment	6.7	
Jul-23	Victoria Floods October 2022	Disaster Recovery Allowance	18.0	
Jul-23	Victoria Floods October 2022	EX Gratia Disaster Recovery Payment	68.0	
Jul-23	Western Australia Ex-Tropical Cyclone Elie December 2022	Disaster Recovery Payment	1.0	
Jul-23	New South Wales Floods July 2022	Disaster Recovery Payment	13.3	
Jul-23	Western Australia Ex-Tropical Cyclone Elie December 2022	Disaster Recovery Payment	0.2	
Jul-23	Western Australia Ex-Tropical Cyclone Elie December 2022	Disaster Recovery Allowance	0.0	
Jul-23	South East Queensland Floods February 2022	EX Gratia Disaster Recovery	0.0	
Jul-23	South East Queensland Floods February 2022	Disaster Recovery Payment	1.4	
Jul-23	Victoria Floods October 2022	Disaster Recovery Payment	22.4	
Jul-23	Northern Queensland Monsoon and Flooding - December 2022 - March	Disaster Recovery Allowance	0.0	
Aug-23	Victoria Floods October 2022	EX Gratia Disaster Recovery Payment	0.0	
Aug-23	New South Wales Floods July 2022	EX Gratia Disaster Recovery Payment	0.9	
Aug-23	South East Queensland Floods February 2022	Disaster Recovery Payment	2.0	
Aug-23	Northern Queensland Monsoon and Flooding - December 2022 - March	Disaster Recovery Payment	3.2	
Aug-23	South East Queensland Floods February 2022	EX Gratia Disaster Recovery	0.0	
Aug-23	South East Queensland Floods February 2022	EX Gratia Disaster Recovery Payment	0.7	
Aug-23	Northern Territory Northern Region Flooding - February 2023	Disaster Recovery Payment	0.0	
Aug-23	Northern Queensland Monsoon and Flooding - December 2022 - March	Disaster Recovery Allowance	0.0	
Aug-23	New South Wales Floods September 2022	Disaster Recovery Allowance	33.5	
Aug-23	South East Queensland Floods February 2022	Disaster Recovery Allowance	12.5	
Aug-23	South East Queensland Floods February 2022	Disaster Recovery Allowance	20.1	
Aug-23	New South Wales Floods September 2022	Disaster Recovery Payment	0.0	
Aug-23	New South Wales Floods July 2022	Disaster Recovery Allowance	13.9	
Aug-23	New South Wales Floods February 2022	Disaster Recovery Payment	1.6	
Sep-23	South Australian Floods November 2022	Disaster Recovery Allowance	0.0	
Sep-23	Victoria Floods October 2022	EX Gratia Disaster Recovery	3.0	
Sep-23	New South Wales Floods September 2022	Disaster Recovery Payment	83.0	
Sep-23	New South Wales Floods July 2022	Disaster Recovery Allowance	13.3	
Sep-23	Northern Queensland Monsoon and Flooding - December 2022 - March	Disaster Recovery Payment	4.0	
Sep-23	Victoria Floods October 2022	Disaster Recovery Payment	0.0	
Sep-23	Northern Territory Northern Region Flooding - February 2023	Disaster Recovery Payment	3.3	
Sep-23	New South Wales Floods September 2022	Disaster Recovery Allowance	6.7	
Sep-23	New South Wales Floods July 2022	Disaster Recovery Payment	0.4	
Sep-23	New South Wales Floods February 2022	Disaster Recovery Payment	17.0	
Oct-23	Western and Darling Downs Bushfires October 2023	Disaster Recovery Payment	0.0	
Oct-23	New South Wales Floods July 2022	Disaster Recovery Payment	0.0	
Nov-23	Western and Darling Downs Bushfires October 2023	Disaster Recovery Allowance	2.5	
Nov-23	New South Wales Floods September 2022	Disaster Recovery Payment	0.0	
Nov-23	Western and Darling Downs Bushfires October 2023	Disaster Recovery Payment	2.3	
Dec-23	New South Wales Floods February 2022	Disaster Recovery Payment	0.0	
Dec-23	Victoria Floods October 2022	Disaster Recovery Payment	0.0	
Dec-23	Western and Darling Downs Bushfires October 2023	Disaster Recovery Allowance	9.8	
Dec-23	New South Wales Floods July 2022	Disaster Recovery Payment	0.0	
Dec-23	Tropical Cyclone Jasper December 2023	EX Gratia Disaster Recovery	1.0	
Dec-23	Western and Darling Downs Bushfires October 2023	EX Gratia Disaster Recovery Payment	28.0	
Dec-23	Western Australia Ex-Tropical Cyclone Elie December 2022	Disaster Recovery Allowance	1.0	
Dec-23	Tropical Cyclone Jasper December 2023	Disaster Recovery Payment	1.7	
Dec-23	Western and Darling Downs Bushfires October 2023	Disaster Recovery Payment	8.5	
Dec-23	Tropical Cyclone Jasper December 2023	EX Gratia Disaster Recovery Payment	1.5	
Dec-23	Tropical Cyclone Jasper December 2023	Disaster Recovery Allowance	4.7	
Dec-23	South East Queensland Floods February 2022	Disaster Recovery Payment	0.0	

Social Security and Welfare Average Days to Process		Emergency Average Days to Process		Health Average Days to Process	
Month	Average Days to Process	Month	Payment	Month	Average Days to Process

Social Security and Welfare by Claim Average Days to Process			Average Days to Process
Month	Service Reason		

Emergency by Event Average Days to Process			Average Days to Process
Month	Event	Payment	

Sep-23	Disability Support Pension		88.6
Sep-23	Double Orphan Pension		2.3
Sep-23	Essential Medical Equipment		51.0
Sep-23	Ex-Carer Allowance (Child) Health Care		10.3
Sep-23	Family / Tax Benefit Lump Sum		13.1
Sep-23	Family Tax Benefit New Claim		37.7
Sep-23	Fares Allowance		0.7
Sep-23	Farm Household Allowance		38.7
Sep-23	Foster Child Health Care Card		26.0
Sep-23	JobSeeker Payment		31.1
Sep-23	Low Income Card		70.3
Sep-23	Mobility Allowance		20.2
Sep-23	Paid Parental Leave		24.0
Sep-23	Parenting Payment Partnered		51.1
Sep-23	Parenting Payment Single		2.6
Sep-23	Pensioner Education Supplement		12.1
Sep-23	Pensioners Loan Scheme		63.3
Sep-23	Seniors Health Card		36.6
Sep-23	Special Benefit		17.3
Sep-23	Stillborn Baby Payment		5.8
Sep-23	Tertiary Access Payment		23.3
Sep-23	Youth Allowance Apprentice		44.5
Sep-23	Youth Allowance Jobseekers		38.2
Sep-23	Youth Allowance Students		43.6
Oct-23	ABSTUDY - Non-Schooling A		22.7
Oct-23	ABSTUDY - Pensioner Education		11.0
Oct-23	ABSTUDY - Schooling A		4.1
Oct-23	Additional Child Care Subsidy Child		13.3
Oct-23	Additional Child Care Subsidy Child		3.2
Oct-23	Additional Child Care Subsidy Child		7.0
Oct-23	Additional Child Care Subsidy Grandparent		55.6
Oct-23	Additional Child Care Subsidy Temporary		74.8
Oct-23	Additional Child Care Subsidy Transition to		91.7
Oct-23	Age Pension		60.4
Oct-23	Assistance for Isolated Children		0.3
Oct-23	Austudy		40.8
Oct-23	Carer Allowance		54.7
Oct-23	Carer Payment		63.3
Oct-23	Child Care Subsidy		25.7
Oct-23	Crisis Payment		3.2
Oct-23	Dad and Partner Pay		82.8
Oct-23	Disability Support Pension		80.3
Oct-23	Double Orphan Pension		4.4
Oct-23	Essential Medical Equipment		52.7
Oct-23	Ex-Carer Allowance (Child) Health Care		24.0
Oct-23	Family Tax Benefit Lump Sum		18.5
Oct-23	Family Tax Benefit New Claim		50.8
Oct-23	Fares Allowance		0.0
Oct-23	Farm Household Allowance		38.2
Oct-23	Foster Child Health Care Card		31.9
Oct-23	JobSeeker Payment		30.2
Oct-23	Low Income Card		78.0
Oct-23	Mobility Allowance		21.6
Oct-23	Paid Parental Leave		29.0
Oct-23	Parenting Payment Partnered		61.8
Oct-23	Parenting Payment Single		31.6
Oct-23	Pensioner Education Supplement		11.3
Oct-23	Pensioners Loan Scheme		72.1
Oct-23	Seniors Health Card		58.9
Oct-23	Special Benefit		15.1
Oct-23	Stillborn Baby Payment		6.6
Oct-23	Tertiary Access Payment		22.7
Oct-23	Youth Allowance Apprentice		56.3
Oct-23	Youth Allowance Jobseekers		34.3
Oct-23	Youth Allowance Students		50.8
Nov-23	ABSTUDY - Non-Schooling A		17.8
Nov-23	ABSTUDY - Pensioner Education		6.0
Nov-23	ABSTUDY - Schooling A		4.1
Nov-23	Additional Child Care Subsidy Child		12.0
Nov-23	Additional Child Care Subsidy Child		17.1
Nov-23	Additional Child Care Subsidy Child		17.4
Nov-23	Additional Child Care Subsidy Grandparent		50.3
Nov-23	Additional Child Care Subsidy Temporary		47.6
Nov-23	Additional Child Care Subsidy Transition to		68.0
Nov-23	Age Pension		85.1
Nov-23	Assistance for Isolated Children		0.2
Nov-23	Austudy		49.6
Nov-23	Carer Allowance		28.9
Nov-23	Carer Payment		35.5
Nov-23	Child Care Subsidy		32.0
Nov-23	Crisis Payment		2.2
Nov-23	Dad and Partner Pay		89.3
Nov-23	Disability Support Pension		75.3
Nov-23	Double Orphan Pension		8.0
Nov-23	Essential Medical Equipment		51.4
Nov-23	Ex-Carer Allowance (Child) Health Care		4.8
Nov-23	Family Tax Benefit Lump Sum		19.8
Nov-23	Family Tax Benefit New Claim		59.5
Nov-23	Fares Allowance		0.0
Nov-23	Farm Household Allowance		34.2
Nov-23	Foster Child Health Care Card		26.2
Nov-23	JobSeeker Payment		21.0
Nov-23	Low Income Card		85.6
Nov-23	Mobility Allowance		26.0
Nov-23	Paid Parental Leave		22.0
Nov-23	Parenting Payment Partnered		62.5

Social Security and Welfare Average Days to Process	
Month	Average Days to Process

Emergency Average Days to Process		
Month	Payment	Average Days to Process

Health Average Days to Process	
Month	Average Days to Process

Social Security and Welfare by Claim Average Days to Process			
Month	Service Reason	Average Days to Process	
Nov-23	Parenting Payment Single	40.0	
Nov-23	Pensioner Education Supplement	12.9	
Nov-23	Pensioners Loan Scheme	72.3	
Nov-23	Seniors Health Card	73.2	
Nov-23	Special Benefit	11.0	
Nov-23	Stillborn Baby Payment	7.3	
Nov-23	Tertiary Access Payment	23.7	
Nov-23	Youth Allowance Apprentice	54.2	
Nov-23	Youth Allowance Jobseekers	25.7	
Nov-23	Youth Allowance Students	49.1	
Dec-23	ABSTUDY - Non-Schooling A	23.0	
Dec-23	ABSTUDY - Pensioner Education	6.5	
Dec-23	ABSTUDY - Schooling A	9.4	
Dec-23	Additional Child Care Subsidy Child	12.9	
Dec-23	Additional Child Care Subsidy Child	18.9	
Dec-23	Additional Child Care Subsidy Child	19.9	
Dec-23	Additional Child Care Subsidy Grandparent	43.1	
Dec-23	Additional Child Care Subsidy Temporary	36.5	
Dec-23	Additional Child Care Subsidy Transition to	58.3	
Dec-23	Age Pension	91.2	
Dec-23	Assistance for Isolated Children	0.2	
Dec-23	Austudy	50.7	
Dec-23	Carer Allowance	53.7	
Dec-23	Carer Payment	63.1	
Dec-23	Child Care Subsidy	26.9	
Dec-23	Crisis Payment	2.7	
Dec-23	Dad and Partner Pay	70.5	
Dec-23	Disability Support Pension	86.2	
Dec-23	Double Orphan Pension	14.3	
Dec-23	Essential Medical Equipment	52.5	
Dec-23	Ex-Carer Allowance (Child) Health Care	6.6	
Dec-23	Family Tax Benefit Lump Sum	19.0	
Dec-23	Family Tax Benefit New Claim	54.6	
Dec-23	Fares Allowance	0.6	
Dec-23	Farm Household Allowance	34.7	
Dec-23	Foster Child Health Care Card	30.0	
Dec-23	JobSeeker Payment	24.4	
Dec-23	Low Income Card	94.1	
Dec-23	Mobility Allowance	28.9	
Dec-23	Paid Parental Leave	22.2	
Dec-23	Parenting Payment Partnered	64.1	
Dec-23	Parenting Payment Single	53.1	
Dec-23	Pensioner Education Supplement	14.8	
Dec-23	Pensioners Loan Scheme	72.0	
Dec-23	Seniors Health Card	63.0	
Dec-23	Special Benefit	14.0	
Dec-23	Stillborn Baby Payment	7.3	
Dec-23	Tertiary Access Payment	23.3	
Dec-23	Youth Allowance Apprentice	53.5	
Dec-23	Youth Allowance Jobseekers	27.4	
Dec-23	Youth Allowance Students	44.4	

Emergency by Event Average Days to Process			
Month	Event	Payment	Average Days to Process

T5. Per each work types, the number of claims processed over standard FYTD (as at 31 December 2023).

Social Security and Welfare FYTD Processed Over Standard		
Service Reason	Completed	Completed Over KPI
ABSTUDY - Non-Schooling A	7,860	2,847
ABSTUDY - Pensioner Education Supplement	399	44
ABSTUDY - Schooling A	1,803	85
Additional Child Care Subsidy Child Wellbeing Application	42,947	80
Additional Child Care Subsidy Child Wellbeing Certificate - Exceptional Circumstances	357	21
Additional Child Care Subsidy Child Wellbeing Determination - Exceptional Circumstances	596	43
Additional Child Care Subsidy Temporary Financial Hardship	9,663	7,563
Age Pension	61,638	31,277
Assistance for Isolated Children	2,977	2
Austudy	18,717	7,265
Carer Allowance	61,483	21,942
Carer Payment	41,096	16,988
Child Care Subsidy	209,877	N/A
Crisis Payment	66,539	22,866
Dad and Partner Pay	17,189	14,194
Disability Support Pension	47,925	21,679
Double Orphan Pension	75	2
Family Tax Benefit Lump Sum	27,212	1,722
Family Tax Benefit New Claim	185,700	103,331
Farm Household Allowance	685	323
JobSeeker Payment	285,832	127,896
Low Income Card	42,161	34,410
Mobility Allowance	3,288	54
Paid Parental Leave	197,928	66,808
Parenting Payment Partnered	20,821	16,416
Parenting Payment Single	107,726	27,505
Pensioner Education Supplement	13,879	2,578
Seniors Health Card	36,348	19,723
Special Benefit	7,191	2,111
Stillborn Baby Payment	912	178
Tertiary Access Payment	1,788	46
Youth Allowance Jobseekers	44,432	21,782
Youth Allowance Students	47,995	27,450
Youth Allowance Apprentice	3,614	2,140
Other	20,819	N/A
Other	Completed	Completed Over KPI
Additional Child Care Subsidy Grandparent	1,667	N/A
Additional Child Care Subsidy Transition to Work	8,784	N/A
Essential Medical Equipment	4,227	N/A
Ex-Carer Allowance (Child) Health Care Card	2,382	N/A
Fares Allowance	1,057	N/A
Foster Child Health Care Card	647	N/A
Pensions Loan Scheme	2,055	N/A

T6. This FYTD, the (daily) average number of customers attending per each Service Centre, and the (daily) average wait time

Face to Face FTYD Average Contacts and Wait Time		
Service Centre	Avg Daily Contacts	Avg Wait Time
Airport West	189	0:10:55
Aitkenvale	242	0:10:57
Albany	124	0:11:39
Albury	225	0:09:51
Alice Springs	222	0:12:01
Ararat	51	0:04:38
Armadale (WA)	198	0:11:09
Armidale	112	0:11:02
Atherton	84	0:03:41
Auburn	233	0:10:27
Ayr	54	0:08:07
Bairnsdale	135	0:10:21
Ballarat	221	0:11:53
Ballina	133	0:11:01
Banksstown	392	0:08:11
Batemans Bay	96	0:08:07
Bathurst	124	0:10:36
Beaudesert	73	0:04:57
Beenleigh	217	0:07:59
Bega	69	0:08:07
Belconnen	232	0:09:28
Belgrave	45	0:09:31
Bendigo	235	0:10:53
Berri	91	0:09:26
Biggiera Waters	189	0:10:16
Biloela	23	0:03:10
Blacktown	353	0:11:19
Bondi Junction	168	0:11:38
Boronia	120	0:10:47
Borroloola	16	0:07:26
Bourke	29	0:03:35
Bowen	51	0:08:18
Bowral	96	0:11:08
Box Hill	198	0:10:56
Bridgewater	68	0:10:19
Broadmeadows	297	0:09:35
Broken Hill	77	0:03:43
Broome	84	0:11:40
Browns Plains	220	0:11:47
Brunswick Heads	76	0:09:19
Bunbury	189	0:10:40
Bundaberg	236	0:12:51
Burnie	97	0:11:23
Burwood	228	0:11:00
Busseton	106	0:12:57
Caboolture	273	0:10:16
Cabramatta	239	0:10:42

Face to Face FTYD Average Contacts and Wait Time

Service Centre	Avg Daily Contacts	Avg Wait Time
Cairns City	337	0:14:34
Caloundra	156	0:12:18
Camberwell	96	0:10:48
Camden	162	0:11:05
Campbelltown	228	0:11:06
Campsie	239	0:10:25
Cannington	287	0:11:11
Cannonvale	43	0:10:51
Capalaba	105	0:10:08
Caringbah	115	0:10:20
Carnarvon	40	0:05:25
Casino	90	0:09:46
Casuarina	255	0:11:08
Ceduna	32	0:09:56
Cessnock	97	0:10:14
Charlestown	157	0:10:20
Charleville	16	0:02:08
Charters Towers	43	0:02:57
Chatswood	199	0:11:03
Cheltenham	189	0:11:12
Chermside	121	0:11:12
Cleveland	149	0:11:15
Coffs Harbour	204	0:11:50
Colac	57	0:07:38
Coober Pedy	24	0:08:22
Cooma	44	0:06:56
Corio	155	0:09:45
Corrimal	120	0:10:08
Cowra	63	0:09:39
Cranbourne	217	0:12:20
Dalby	72	0:02:08
Dandenong	348	0:11:57
Dapto	129	0:09:04
Darebin	216	0:11:37
Darlinghurst	130	0:12:48
Darwin	133	0:10:28
Deception Bay	149	0:10:11
Deniliquin	39	0:05:10
Derby	49	0:11:19
Devonport	146	0:12:50
Dubbo	173	0:10:26
Eastgardens	206	0:09:49
Echuca	100	0:10:23
Elizabeth	243	0:17:54
Emerald	47	0:08:34
Enfield	151	0:10:14
Epping	295	0:10:36
Esperance	42	0:07:05
Fairfield	386	0:12:20
Fitzroy Crossing	44	0:10:54
Footscray	192	0:11:01
Fortitude Valley	149	0:11:49

Face to Face FTYD Average Contacts and Wait Time

Service Centre	Avg Daily Contacts	Avg Wait Time
Fountain Gate	227	0:12:25
Frankston	224	0:11:01
Fremantle	219	0:11:16
Galiwinku	46	0:09:19
Gawler	130	0:12:18
Geelong	220	0:12:19
Geraldton	138	0:13:56
Gladstone	135	0:10:50
Glen Innes	44	0:09:12
Glen Waverley	150	0:11:26
Glenelg	114	0:09:32
Glenorchy	162	0:11:07
Goodna	208	0:10:42
Goondiwindi	34	0:01:16
Gosford	154	0:10:23
Gosnells	204	0:11:18
Goulburn	107	0:09:02
Grafton	120	0:09:33
Greensborough	151	0:11:27
Griffith	94	0:10:31
Groote Eylandt	29	0:08:03
Gungahlin	150	0:09:23
Gunnedah	51	0:09:22
Gympie	125	0:11:41
Halls Creek	39	0:03:17
Hamilton	53	0:05:21
Hastings	76	0:10:18
Hawkesbury	115	0:09:08
Heidelberg	99	0:10:05
Hermannsburg	19	0:02:23
Hervey Bay	197	0:11:09
Hobart	106	0:10:17
Hornsby	157	0:10:06
Horsham	69	0:09:00
Huonville	48	0:02:26
Hurstville	234	0:13:07
Inala	275	0:11:10
Ingham	45	0:07:54
Ingleburn	169	0:10:47
Innaroo	158	0:12:08
Innisfail	97	0:09:10
Inverell	78	0:09:54
Ipswich	222	0:11:39
Joondalup	224	0:11:25
Kadina	74	0:10:09
Kalgoorlie	109	0:10:28
Karratha	44	0:09:39
Katherine	110	0:09:17
Katoomba	70	0:08:51
Kawana Waters	100	0:10:17
Kempsey	106	0:10:47
Kilkenny	176	0:10:04

Face to Face FTYD Average Contacts and Wait Time		
Service Centre	Avg Daily Contacts	Avg Wait Time
Kingaroy	102	0:10:08
Kingston	54	0:01:45
Kununurra	66	0:11:43
Kurri Kurri	51	0:08:49
Lake Haven	144	0:12:17
Launceston	202	0:11:58
Laverton	10	0:00:18
Leeton	44	0:09:09
Leichhardt	127	0:11:19
Lilydale	128	0:10:41
Lismore	134	0:10:24
Lithgow	60	0:08:23
Liverpool	398	0:11:39
Longreach	13	0:04:09
Mackay	192	0:10:39
Maitland	133	0:10:08
Mandurah	223	0:13:20
Maningrida	91	0:12:01
Mareeba	84	0:02:19
Margate	128	0:11:00
Marion	246	0:11:01
Maroochydore	161	0:10:27
Marrickville	120	0:09:26
Maryborough QLD	131	0:11:09
Maryborough VIC	69	0:05:00
Mayfield	105	0:10:14
Melton	213	0:10:38
Merrylands	317	0:10:19
Midland	252	0:11:45
Mildura	187	0:10:40
Mirrabooka	223	0:12:00
Mitchelton	135	0:10:55
Modbury	219	0:12:15
Moree	56	0:11:31
Moreland	143	0:12:03
Morley	267	0:11:55
Mornington	80	0:09:00
Morwell	146	0:10:49
Mossman	45	0:03:56
Mt Barker	99	0:10:13
Mt Druitt	315	0:10:22
Mt Gambier	113	0:10:25
Mt Gravatt	225	0:12:07
Mt Isa	98	0:02:56
Mudgee	66	0:07:12
Murray Bridge	89	0:09:41
Murwillumbah	68	0:10:08
Muswellbrook	52	0:10:33
Nambour	121	0:10:54
Nambucca Heads	76	0:10:07
Narooma	46	0:03:48
Narrabri	47	0:10:43

Face to Face FTYD Average Contacts and Wait Time

Service Centre	Avg Daily Contacts	Avg Wait Time
Nelson Bay	83	0:09:59
Nerang	141	0:11:08
Newcastle	91	0:09:47
Newman	33	0:00:47
Newmarket	107	0:11:18
Nhulunbuy	53	0:08:54
Noarlunga	221	0:13:37
Noosa	111	0:11:14
Normanton	21	0:02:02
Northam	76	0:08:18
Northern Beaches	213	0:10:52
Northern Peninsula	13	0:00:56
Norwood	176	0:12:20
Nowra	175	0:12:43
Nundah	122	0:10:11
Oakleigh	171	0:11:21
Orange	123	0:10:38
Pakenham	138	0:11:25
Palm Beach	111	0:10:23
Palm Island	33	0:00:34
Palmerston	200	0:10:48
Parkeş	51	0:07:41
Parramatta	261	0:11:29
Penrith	228	0:09:22
Perth City	112	0:10:14
Port Adelaide	161	0:10:17
Port Augusta	95	0:08:04
Port Lincoln	85	0:10:08
Port Macquarie	168	0:13:00
Port Pire	81	0:12:05
Portland	49	0:05:51
Queanbeyan	99	0:10:26
Raymond Terrace	120	0:09:53
Redfern	178	0:09:24
Ringwood	161	0:11:22
Robina	141	0:12:06
Rockdale	148	0:10:28
Rockhampton	172	0:10:27
Rockingham	238	0:12:29
Rosebud	106	0:10:22
Rosny Park	117	0:11:18
Rouse Hill	206	0:11:03
Rowville	106	0:11:14
Ryde	171	0:10:25
Sale	91	0:10:32
Salisbury	254	0:11:55
Santa Teresa	14	0:10:29
Seymour	60	0:06:32
Shellharbour	175	0:10:07
Shepparton	255	0:10:02
Singleton	47	0:10:25
Sorell	15	0:00:12

Face to Face FTYD Average Contacts and Wait Time

Service Centre	Avg Daily Contacts	Avg Wait Time
South Brisbane	114	0:09:18
South Hedland	67	0:06:42
Southport	225	0:11:26
Springvale	219	0:10:47
Springwood	62	0:07:24
St Marys	158	0:10:07
Stanthorpe	46	0:06:19
Stawell	37	0:04:02
Stones Corner	180	0:11:06
Strathpine	211	0:10:24
Success	193	0:10:46
Sunbury	87	0:08:04
Sunshine	307	0:08:33
Sutherland	118	0:10:14
Swan Hill	70	0:08:32
Tamworth	185	0:10:50
Taree	144	0:11:26
Tennant Creek	70	0:12:10
The Entrance	109	0:10:06
Thursday Island	14	0:00:40
Tiwi Islands	55	0:08:09
Toowoong	135	0:12:33
Toowoomba	319	0:12:35
Toronto	97	0:10:32
Torrens ville	187	0:11:13
Townsville Willows	149	0:12:50
Traralgon	20	0:00:32
Tuggeranong	145	0:10:50
Tumut	40	0:03:20
Tuncurry	103	0:10:17
Tweed Heads	187	0:10:53
Ulladulla	72	0:06:34
Victor Harbor	87	0:11:11
Victoria Park	215	0:13:40
Wadeye	79	0:08:05
Wagga Wagga	176	0:11:27
Walgett	29	0:02:09
Wallsend	127	0:11:17
Wangaratta	106	0:09:23
Warragul	96	0:10:33
Warrnambool	111	0:08:13
Warwick	80	0:06:32
Warwick Grove	212	0:11:55
Watergardens	236	0:12:00
Werribee	306	0:13:44
Western Cape	16	0:00:06
Whyalla	96	0:09:39
Windsor	179	0:10:20
Woden	146	0:08:49
Wollongong	187	0:09:25
Wonthaggi	89	0:09:55
Woodridge	379	0:12:28

Face to Face FTYD Average Contacts and Wait Time

Service Centre	Avg Daily Contacts	Avg Wait Time
Woy Woy	136	0:08:26
Wynnum	129	0:10:31
Wyong	83	0:09:55
Yamba	47	0:10:55
Yarra	138	0:10:16
Yarrabah	38	0:02:14
Yass	30	0:03:19
Yeppoon	63	0:08:03
Young	60	0:08:58
Yuendumu	22	0:04:42

Table 1.1: Payment Accuracy (2022–23 financial year)

	Number of recipients surveyed	Payment Accuracy (%)	Confidence Interval (±)	Annual outlays (\$m)	Inaccuracy risk (%)	Inaccuracy risk (\$m)	Overpayment risk (%)	Overpayment risk (\$m)	Under payment risk (%)	Under payment risk (\$m)
ABSTUDY*	382	64.54	5.40	121.56	35.46	43.11	34.91	42.44	0.55	0.67
Age Pension**	3,908	96.95	0.39	54,746.42	3.05	1,668.28	2.08	1,141.21	0.96	527.08
Austudy***	383	72.87	4.46	428.90	27.13	116.36	26.99	115.76	0.14	0.59
Carer Allowance	1,761	94.91	1.03	2,572.70	5.09	130.92	5.09	130.84	0.00	0.08
Carer Payment	1,378	92.61	1.36	6,959.89	7.39	514.37	6.98	485.86	0.41	28.52
Disability Support Pension	2,531	97.28	0.59	19,395.29	2.72	527.54	2.51	487.71	0.21	39.84
Family Tax Benefit**	3,139	93.86	0.90	16,103.05	6.14	989.27	6.10	982.28	0.04	6.98
Jobseeker Payment	3,621	86.53	1.11	13,179.86	13.47	1,775.89	13.31	1,754.36	0.16	21.53
Parenting Payment (Partnered)	536	75.97	3.59	816.73	24.03	196.24	23.83	194.65	0.19	1.58
Parenting Payment (Single)**	1,209	92.26	1.49	4,809.32	7.74	372.19	7.61	366.83	0.13	6.36
Special Benefit*	189	95.72	2.78	169.84	4.28	7.28	3.62	6.14	0.67	1.14
Youth Allowance (Other)	824	81.12	2.73	844.67	18.88	159.50	18.54	156.57	0.35	2.93
Youth Allowance (Student)	647	75.01	3.47	1,673.01	24.99	418.04	24.70	413.22	0.29	4.82
Overall	20,508	94.03	0.30	121,821.24	5.97	7,267.20	5.45	6,639.99	0.51	627.21

Please note:

- the overall figure is not equal to the sum of individual payments, due to the effects of rounding and weightings.
- Methodology underpinning measurement of Disability Support Pension was amended December 2022. Medical checks are no longer conducted for this payment.
- Due to the small sample sizes in Trimesters 1 and 2, some volatility in the result is expected.
- FTB, PPS, AGE are undergoing a monthly trial and do not fully represent population and sample figures.
- Austudy due to larger sample size in Trimester 3 compared to Trimester 2, a smaller weighting has been applied to the Austudy population. This has meant payment accuracy has reduced compared to Trimester 2 but led to higher precision.

Major Projects	Status December 2023 – August 2023				
	December 2023	November 2023	October 2023	September 2023	August 2023
Farm Household Allowance Changes 2019/2020	●	●	●	◆	◆
Streamlining Child Care Approvals under Dual Regulatory Frameworks - ECPG Joined Up Approvals	●	●	●	●	●
MyMedicare	●	●	●	●	▲
Replacement of the infrastructure software to generate automated duplicate Medicare and Department of Veterans Affairs (DVA) statements	▲	●	●	●	●
Support at Home and Single Assessment Workforce	●	●	●	◆	●
Enhanced Paid Parental Leave	●	▲	▲	▲	▲
Zolgensma data field changes - Pharmaceutical Benefits Scheme Data Field Change	●	●	●	●	●
Cashless Welfare Reform - Abolish Cashless Debit Card and Reform Income Management	●	●	●	●	●
Cheaper Child Care	●	●	▲	▲	●
Temporarily Increase the Work Bonus Balance	●	●	●	●	▲
Activity Test changes for Indigenous children	●	●	▲	▲	●
Enhancing the Pacific Australia Labour Mobility Scheme	▲	▲	◆	◆	◆
Pacific Engagement Visa (PEV)	▲	●	▲	▲	▲
24x7 Registered Nurse Supplement	●	●	●	●	●
Future Aged Care ICT Platform - Government Provider Management System (GPMS) Interface Modernisation	◆	◆	◆	◆	◆

Major Projects	Status December 2023 – August 2023				
	December 2023	November 2023	October 2023	September 2023	August 2023
Pharmaceutical Benefits Scheme (PBS) XML Replacement	●	●	●	●	●
Workforce Incentive Program (WIP) - Doctor Stream (DS)- Additional Incentive Payments	●	●	●	●	●
Digital Data Request	●	●	●	●	●
New Impairment Tables for Disability Support Pension	●	●	●	●	●
Delivering the Startup Year Election Commitment	●	●	▲	●	●
Early Childhood Education and Care (ECEC) Data Lake Sub-Tenancy	●	●	●	●	●
Winter Preparedness	●	●	●	●	◆
Medicare Urgent Care Clinics	●	●	▲	●	▲
Energy Bill Relief Fund	●	●	●	●	▲
Pacific Australia Labour mobility (PALM) scheme - Access to Medicare	●	●	●	●	●
Addition of Shingrix to the AIR as a standard vaccine	●	●	●	●	◆
Expand eligibility to Parenting Payment Single until youngest qualifying child turns 14	●	●	●	●	●
Workforce Incentive Program (WIP) – Patient Stream (PS) Increased payments to support multidisciplinary care	●	●	●	▲	▲
Increase Working Age & Student Payments	●	●	●	●	●
Increase to Rent Assistance maximum rate	●	●	●	●	●
Pharmacy - Changes to the Australian Immunisation Register (AIR) to introduce new reporting fields	●	●	▲	●	◆
Additional Child Care Subsidy (ACCS) (child wellbeing) Exceptional Circumstance changes	●	●	●	●	●

Major Projects	Status December 2023 – August 2023				
	December 2023	November 2023	October 2023	September 2023	August 2023
Places to People: Embedding Choice in Residential Aged Care	●	●	●	●	●
General Practice in Aged Care Incentive	◆	◆	◆	◆	●
Assistance for IVF - Assisted Reproductive Technology Storage Funding Payment System	●	●	▲	●	●
New MBS Bulk Billing Incentives for General Practice and enhancements supporting DVA bulk billing	◆	●	◆	◆	◆
Chronic Wound Consumables Scheme Product Ordering Portal	●	●	●	●	●
Decommission Restrict Access to the Relocation Scholarship	▲	▲	▲	◆	-
Decommission Align PES and EDEP to study loads	●	●	●	●	-
Boosting Employment Support - Budget 2023-24 - Extend Time to Work Employment Service (TWES) program for one year (to 30 June 2024)	●	●	●	●	-
Single Employer Model (SEM) trials	●	●	●	●	●
Building a Strong Regulatory Framework	▲	▲	▲	-	-
Improve child support rules for young people aged 18	●	●	●	-	-
Decommission - Pension Supplement	●	●	●	●	●
Decommission - New Regional Visas	▲	●	●	●	●
Decommission - Enhanced Residency Requirements for pensioners	●	●	●	●	●
Decommission - Apply a Consistent Four-year newly Arrived Resident's Waiting Period Across Payments	●	●	●	●	●
Limit back dated claims	●	●	●	●	●
Medicare Benefits Schedule (MBS) enhancements - 1 March 2024	◆	◆	-	-	-

Major Projects	Status December 2023 – August 2023				
	December 2023	November 2023	October 2023	September 2023	August 2023
Extend the Temporary Work Bonus Measure	●	-	-	-	-
COVID -19 Aged Care Outbreak Management Support (ACOMS) Supplement	●	-	-	-	-
New Pre-Employment Service for Parents	●	-	-	-	-
Digital Identity Enhancing the Ecosystem	●	●	●	●	●
Digital Identity Interim Oversight Authority	◆	●	●	●	●
National Care and Support Worker Screening Check for National Disability Insurance Scheme	◆	◆	◆	▲	◆
Drug Test Trial Decommission	●	●	●	●	-
Sports Integrity Australia Cyber Resilience Sustainment and Disengagement (Cyber Hub Program Decommissioning)	▲	▲	▲	▲	▲
Implementing Phishing Resistant Credentials in myGov	●	-	-	-	-
Debt Management Capability Enhancements to Treat Cases where Payments are to be Returned	●	●	●	●	●
Medicare Fraud System Future State Analysis	▲	●	●	●	-
Uplifting evaluation capability among policy officers	●	●	●	●	-

*

Red ◆ Amber ▲ Green ●

* The status of a project is reported against a traffic light system of Red, Amber and Green. The status colour is established taking into account key milestones, budget, financial benefits, business outcomes and risk. The resulting colour assists in determining whether remedial activities are required.

T9. Per each work types, organised per Local Government Area, the average days to process claims - Emergencies

Emergencies by Event/Local Government Area Average Days to Process - 1 July 2023 - 31 Dec 2023				
Event	Payment Type	Local Government Area	Granted	Average Days to Process
New South Wales Floods February 2022	Disaster Recovery Payment	Strathfield	1	0.0
New South Wales Floods February 2022	Disaster Recovery Payment	Shoalhaven	1	1.0
New South Wales Floods February 2022	Disaster Recovery Payment	Cessnock	1	1.0
New South Wales Floods February 2022	Disaster Recovery Payment	Liverpool	1	0.0
New South Wales Floods February 2022	Disaster Recovery Payment	Sutherland	1	0.0
New South Wales Floods February 2022	Disaster Recovery Payment	Blacktown	2	0.0
New South Wales Floods February 2022	Disaster Recovery Payment	Camden	1	0.0
New South Wales Floods February 2022	Disaster Recovery Payment	Byron	1	0.0
New South Wales Floods February 2022	Disaster Recovery Payment	Ryde	1	0.0
New South Wales Floods February 2022	Disaster Recovery Payment	Georges River	1	0.0
New South Wales Floods February 2022	Disaster Recovery Payment	Richmond Valley	1	0.0
New South Wales Floods February 2022	Disaster Recovery Payment	Campbelltown (NSW)	2	0.0
New South Wales Floods February 2022	Disaster Recovery Payment	Central Coast (NSW)	3	0.0
New South Wales Floods February 2022	Disaster Recovery Payment	The Hills	1	19.0
New South Wales Floods February 2022	Disaster Recovery Payment	Wollondilly	1	0.0
New South Wales Floods February 2022	Disaster Recovery Payment	Newcastle	1	0.0
New South Wales Floods February 2022	Disaster Recovery Payment	Penrith	3	0.3
New South Wales Floods February 2022	Disaster Recovery Payment	Hornsby	2	6.5
New South Wales Floods February 2022	Disaster Recovery Payment	Blue Mountains	1	0.0
New South Wales Floods February 2022	Disaster Recovery Payment	Nambucca Valley	1	0.0
New South Wales Floods February 2022	Disaster Recovery Payment	Northern Beaches	5	0.0
New South Wales Floods February 2022	Disaster Recovery Payment	Wollongong	3	3.0
New South Wales Floods February 2022	Disaster Recovery Payment	Parramatta	3	2.7
New South Wales Floods February 2022	Disaster Recovery Payment	Upper Hunter	2	0.0
New South Wales Floods February 2022	Disaster Recovery Payment	Canterbury-Bankstown	1	0.0
New South Wales Floods February 2022	Disaster Recovery Payment	Ballina	2	0.0
New South Wales Floods February 2022	Disaster Recovery Payment	Ku-ring-gai	4	8.5
New South Wales Floods February 2022	Disaster Recovery Payment	Cessnock	2	66.5
New South Wales Floods February 2022	Disaster Recovery Payment	Sutherland	5	0.0
New South Wales Floods February 2022	Disaster Recovery Payment	Muswellbrook	2	0.0
New South Wales Floods February 2022	Disaster Recovery Allowance	Cumberland	1	19.0
New South Wales Floods February 2022	Disaster Recovery Payment	Liverpool	2	179.0
New South Wales Floods February 2022	Disaster Recovery Allowance	Narramine	1	21.0
New South Wales Floods February 2022	Disaster Recovery Payment	Hawkesbury	1	3.0
New South Wales Floods February 2022	Disaster Recovery Payment	Blacktown	8	0.0
New South Wales Floods February 2022	Disaster Recovery Payment	Shoalhaven	3	0.0
New South Wales Floods February 2022	Disaster Recovery Payment	Campbelltown (NSW)	3	0.0
New South Wales Floods February 2022	Disaster Recovery Payment	Newcastle	1	2.0
New South Wales Floods February 2022	Disaster Recovery Payment	Hornsby	2	58.5
New South Wales Floods February 2022	Disaster Recovery Payment	Central Coast (NSW)	4	0.0
New South Wales Floods February 2022	Disaster Recovery Payment	Kiama	1	0.0
New South Wales Floods February 2022	Disaster Recovery Allowance	Sutherland	1	0.0
New South Wales Floods February 2022	Disaster Recovery Payment	Blue Mountains	1	4.0
New South Wales Floods February 2022	Disaster Recovery Payment	Camden	1	0.0
New South Wales Floods February 2022	Disaster Recovery Payment	Penrith	2	0.0
New South Wales Floods February 2022	Disaster Recovery Payment	The Hills	2	0.5
New South Wales Floods February 2022	Disaster Recovery Payment	Fairfield	4	0.0
New South Wales Floods February 2022	Disaster Recovery Payment	Undeclared	1	0.0
New South Wales Floods February 2022	Disaster Recovery Payment	Mariland	1	0.0
New South Wales Floods February 2022	Disaster Recovery Payment	Georges River	1	0.0
New South Wales Floods February 2022	Ex Gratia Disaster Recovery Payment	Cumberland	1	0.0
New South Wales Floods February 2022	Disaster Recovery Payment	Canterbury-Bankstown	8	0.0
New South Wales Floods February 2022	Disaster Recovery Payment	Wollongong	1	0.0
New South Wales Floods February 2022	Disaster Recovery Payment	Canterbury-Bankstown	1	0.0
New South Wales Floods February 2022	Disaster Recovery Payment	Shellharbour	1	0.0
New South Wales Floods February 2022	Disaster Recovery Payment	Parramatta	3	0.0
New South Wales Floods February 2022	Disaster Recovery Payment	Northern Beaches	2	0.0
New South Wales Floods February 2022	Disaster Recovery Payment	Randwick	2	0.0
New South Wales Floods February 2022	Disaster Recovery Payment	Port Macquarie-Hastings	1	0.0
New South Wales Floods February 2022	Disaster Recovery Allowance	Canterbury-Bankstown	1	0.0
New South Wales Floods February 2022	Disaster Recovery Payment	Kempsey	2	0.0
New South Wales Floods February 2022	Disaster Recovery Allowance	Murray River	2	9.5
New South Wales Floods February 2022	Disaster Recovery Payment	Cabonne	3	47.3
New South Wales Floods February 2022	Disaster Recovery Payment	Wagga Wagga	4	9.0
New South Wales Floods February 2022	Disaster Recovery Payment	Bathurst	6	18.7
New South Wales Floods February 2022	Disaster Recovery Payment	Balranald	1	1.0
New South Wales Floods February 2022	Disaster Recovery Payment	Narrandera	2	0.5

Emergencies by Event/Local Government Area Average Days to Process - 1 July 2023 - 31 Dec 2023				
Event	Payment Type	Local Government Area	Granted	Average Days to Process
New South Wales Floods September 2022	Disaster Recovery Payment	Wentworth	1	1.0
New South Wales Floods September 2022	Disaster Recovery Payment	Snowy Valleys	1	6.0
New South Wales Floods September 2022	Disaster Recovery Payment	Walgett	1	34.0
New South Wales Floods September 2022	Disaster Recovery Payment	Gunnedah	2	0.0
New South Wales Floods September 2022	Disaster Recovery Payment	Parkes	2	0.0
New South Wales Floods September 2022	Disaster Recovery Payment	Undeclared	9	6.1
New South Wales Floods September 2022	Disaster Recovery Payment	Forbes	8	1.3
New South Wales Floods September 2022	Disaster Recovery Payment	Moree Plains	7	0.7
New South Wales Floods September 2022	Disaster Recovery Payment	Dubbo	4	13.8
New South Wales Floods September 2022	Disaster Recovery Payment	Narrabri	5	10.6
New South Wales Floods September 2022	Disaster Recovery Allowance	Cootamundra-Gundagai	1	0.0
New South Wales Floods September 2022	Disaster Recovery Payment	Cowra	1	17.0
New South Wales Floods September 2022	Disaster Recovery Allowance	Bathurst	1	4.0
New South Wales Floods September 2022	Disaster Recovery Payment	Cobar	1	26.0
New South Wales Floods September 2022	Ex Gratia Disaster Recovery Payment	Lachlan	1	73.0
New South Wales Floods September 2022	Disaster Recovery Allowance	Forbes	1	33.0
New South Wales Floods September 2022	Disaster Recovery Allowance	Cabonne	1	20.0
New South Wales Floods September 2022	Disaster Recovery Allowance	Upper Hunter	1	34.0
New South Wales Floods September 2022	Disaster Recovery Allowance	Hawkesbury	1	33.0
Northern Queensland Monsoon and Flooding - December 2022 - March 2023	Disaster Recovery Payment	Mount Isa	17	2.4
Northern Queensland Monsoon and Flooding - December 2022 - March 2023	Disaster Recovery Payment	Boulia	1	49.0
Northern Queensland Monsoon and Flooding - December 2022 - March 2023	Disaster Recovery Payment	Undeclared	14	11.4
Northern Queensland Monsoon and Flooding - December 2022 - March 2023	Disaster Recovery Allowance	Undeclared	1	0.0
Northern Queensland Monsoon and Flooding - December 2022 - March 2023	Disaster Recovery Payment	Burke	1	1.0
Northern Queensland Monsoon and Flooding - December 2022 - March 2023	Disaster Recovery Allowance	Burke	2	0.0
Northern Territory Northern Region Flooding - February 2023	Disaster Recovery Payment	Undeclared	3	3.3
Northern Territory Northern Region Flooding - February 2023	Disaster Recovery Payment	Victoria Daly	8	5.0
South Australian Floods November 2022	Disaster Recovery Allowance	Mid Murray	1	0.0
South East Queensland Floods February 2022	Disaster Recovery Payment	Toowoomba	1	0.0
South East Queensland Floods February 2022	Disaster Recovery Payment	Logan	1	0.0
South East Queensland Floods February 2022	Disaster Recovery Payment	Undeclared	1	0.0
South East Queensland Floods February 2022	Disaster Recovery Payment	Gold Coast	3	0.3
South East Queensland Floods February 2022	Ex Gratia Disaster Recovery Allowance	Gold Coast	1	2.0
South East Queensland Floods February 2022	Disaster Recovery Payment	Ipswich	2	0.5
South East Queensland Floods February 2022	Ex Gratia Disaster Recovery Payment	Brisbane	1	3.0
South East Queensland Floods February 2022	Ex Gratia Disaster Recovery Allowance	Ipswich	1	0.0
South East Queensland Floods February 2022	Disaster Recovery Payment	Moreton Bay	3	0.0
South East Queensland Floods February 2022	Disaster Recovery Allowance	Brisbane	2	12.5
South East Queensland Floods February 2022	Disaster Recovery Payment	Brisbane	8	2.3
Tropical Cyclone Jasper December 2023	Disaster Recovery Payment	Tablelands	761	1.8
Tropical Cyclone Jasper December 2023	Disaster Recovery Allowance	Cook	19	4.2
Tropical Cyclone Jasper December 2023	Disaster Recovery Allowance	Undeclared	8	4.1
Tropical Cyclone Jasper December 2023	Ex Gratia Disaster Recovery Payment	Wujal Wujal	1	1.0
Tropical Cyclone Jasper December 2023	Disaster Recovery Payment	Mareeba	1565	1.8
Tropical Cyclone Jasper December 2023	Ex Gratia Disaster Recovery Allowance	Cairns	1	1.0
Tropical Cyclone Jasper December 2023	Ex Gratia Disaster Recovery Payment	Cassowary Coast	1	1.0
Tropical Cyclone Jasper December 2023	Ex Gratia Disaster Recovery Payment	Cairns	46	1.6
Tropical Cyclone Jasper December 2023	Disaster Recovery Allowance	Hope Vale	3	6.3
Tropical Cyclone Jasper December 2023	Disaster Recovery Payment	Yarrabah	687	1.6
Tropical Cyclone Jasper December 2023	Disaster Recovery Payment	Hope Vale	336	1.4
Tropical Cyclone Jasper December 2023	Disaster Recovery Payment	Douglas	1893	1.7
Tropical Cyclone Jasper December 2023	Disaster Recovery Payment	Cassowary Coast	1759	1.9
Tropical Cyclone Jasper December 2023	Ex Gratia Disaster Recovery Payment	Douglas	15	1.5
Tropical Cyclone Jasper December 2023	Ex Gratia Disaster Recovery Payment	Cook	2	1.0
Tropical Cyclone Jasper December 2023	Disaster Recovery Allowance	Wujal Wujal	2	2.0
Tropical Cyclone Jasper December 2023	Disaster Recovery Allowance	Cassowary Coast	41	4.7
Tropical Cyclone Jasper December 2023	Disaster Recovery Allowance	Cairns	588	4.9
Tropical Cyclone Jasper December 2023	Disaster Recovery Payment	Undeclared	492	2.4
Tropical Cyclone Jasper December 2023	Disaster Recovery Payment	Wujal Wujal	164	1.8
Tropical Cyclone Jasper December 2023	Disaster Recovery Allowance	Yarrabah	2	5.5
Tropical Cyclone Jasper December 2023	Disaster Recovery Allowance	Mareeba	81	4.6

Emergencies by Event/Local Government Area Average Days to Process - 1 July 2023 - 31 Dec 2023

Event	Payment Type	Local Government Area	Granted	Average Days to Process
Tropical Cyclone Jasper December 2023	Disaster Recovery Allowance	Tablelands	28	5.3
Tropical Cyclone Jasper December 2023	Ex Gratia Disaster Recovery Payment	Undeclared	3	1.7
Tropical Cyclone Jasper December 2023	Disaster Recovery Allowance	Douglas	248	4.5
Tropical Cyclone Jasper December 2023	Disaster Recovery Payment	Cook	683	1.7
Tropical Cyclone Jasper December 2023	Ex Gratia Disaster Recovery Payment	Mareeba	4	1.5
Tropical Cyclone Jasper December 2023	Disaster Recovery Payment	Cairns	9347	1.7
Victoria Floods October 2022	Disaster Recovery Payment	Yarra Ranges	1	51.0
Victoria Floods October 2022	Disaster Recovery Payment	Strathbogie	2	0.0
Victoria Floods October 2022	Disaster Recovery Payment	Mount Alexander	1	0.0
Victoria Floods October 2022	Disaster Recovery Payment	Southern Grampians	2	20.0
Victoria Floods October 2022	Disaster Recovery Allowance	Greater Shepparton	1	0.0
Victoria Floods October 2022	Disaster Recovery Payment	Benalla	1	0.0
Victoria Floods October 2022	Disaster Recovery Payment	Greater Bendigo	1	18.0
Victoria Floods October 2022	Disaster Recovery Payment	Boroondara	1	1.0
Victoria Floods October 2022	Disaster Recovery Payment	Maribyrnong	1	0.0
Victoria Floods October 2022	Ex Gratia Disaster Recovery Payment	Moonee Valley	1	68.0
Victoria Floods October 2022	Disaster Recovery Allowance	Campaspe	1	0.0
Victoria Floods October 2022	Disaster Recovery Allowance	West Wimmera	2	45.0
Victoria Floods October 2022	Disaster Recovery Payment	Undeclared	4	24.3
Victoria Floods October 2022	Disaster Recovery Payment	Greater Shepparton	2	10.5
Victoria Floods October 2022	Disaster Recovery Payment	Wangaratta	1	35.0
Victoria Floods October 2022	Disaster Recovery Payment	Melbourne	2	28.0
Victoria Floods October 2022	Ex Gratia Disaster Recovery Allowance	Greater Shepparton	1	3.0
Victoria Floods October 2022	Disaster Recovery Allowance	Gannawarra	1	0.0
Victoria Floods October 2022	Disaster Recovery Payment	Yarra	2	0.0
Victoria Floods October 2022	Disaster Recovery Payment	Mornington Peninsula	4	26.5
Western and Darling Downs Bushfires October 2023	Ex Gratia Disaster Recovery Payment	Undeclared	2	14.5
Western and Darling Downs Bushfires October 2023	Disaster Recovery Payment	Toowoomba	256	2.4
Western and Darling Downs Bushfires October 2023	Ex Gratia Disaster Recovery Payment	Western Downs	1	55.0
Western and Darling Downs Bushfires October 2023	Disaster Recovery Allowance	Western Downs	13	4.2
Western and Darling Downs Bushfires October 2023	Disaster Recovery Allowance	Toowoomba	2	6.0
Western and Darling Downs Bushfires October 2023	Disaster Recovery Payment	Western Downs	558	2.8
Western and Darling Downs Bushfires October 2023	Disaster Recovery Payment	Undeclared	36	6.7
Western Australia Ex-Tropical Cyclone Ellie December 2022	Disaster Recovery Payment	Undeclared	2	1.0
Western Australia Ex-Tropical Cyclone Ellie December 2022	Disaster Recovery Payment	Derby-West Kimberley	2	25.5
Western Australia Ex-Tropical Cyclone Ellie December 2022	Disaster Recovery Allowance	Undeclared	1	1.0
Western Australia Ex-Tropical Cyclone Ellie December 2022	Disaster Recovery Allowance	Broome	1	0.0

T9. Per each work types, organised per Local Government Area, the average days to process claims - Health

At this time, the Agency is not able to produce LGA data for Health activities as the servicing arrangements for Health have not been based on geography for a number of years. There are limitations with the way location data is collected for Health.

T9. Per each work types, organised per Local Government Area, the average days to process claims - SSW

Social Security and Welfare by Local Government Area Average Days to Process - 1 July 2023 - 31 Dec 2023		
Service Reason	Local Government Area	Average Days to Process
ABSTUDY - Non-Schooling A	Yorke Peninsula	23.3
ABSTUDY - Non-Schooling A	Yilgarn	0.0
ABSTUDY - Non-Schooling A	Yass Valley	14.5
ABSTUDY - Non-Schooling A	Yarriambiack	34.0
ABSTUDY - Non-Schooling A	Yarrabah	17.2
ABSTUDY - Non-Schooling A	Yarra Ranges	32.2
ABSTUDY - Non-Schooling A	Yarra	25.8
ABSTUDY - Non-Schooling A	Yankalilla	14.0
ABSTUDY - Non-Schooling A	Yalgoo	2.0
ABSTUDY - Non-Schooling A	Wyndham-East Kimberley	9.5
ABSTUDY - Non-Schooling A	Wyndham	30.6
ABSTUDY - Non-Schooling A	Wyalkatchem	32.0
ABSTUDY - Non-Schooling A	Wujal Wujal	5.7
ABSTUDY - Non-Schooling A	Woorabinda	2.7
ABSTUDY - Non-Schooling A	Woolahra	25.0
ABSTUDY - Non-Schooling A	Wongan-Ballidu	8.0
ABSTUDY - Non-Schooling A	Wollongong	30.2
ABSTUDY - Non-Schooling A	Wollondilly	19.8
ABSTUDY - Non-Schooling A	Wodonga	27.5
ABSTUDY - Non-Schooling A	Wirngearrabee	33.8
ABSTUDY - Non-Schooling A	Wiluna	2.0
ABSTUDY - Non-Schooling A	Wickepin	47.0
ABSTUDY - Non-Schooling A	Whyalla	16.8
ABSTUDY - Non-Schooling A	Whitlsea	22.0
ABSTUDY - Non-Schooling A	Whitsunday	24.3
ABSTUDY - Non-Schooling A	Whitehorse	32.9
ABSTUDY - Non-Schooling A	Western Downs	20.6
ABSTUDY - Non-Schooling A	West Torrens	31.9
ABSTUDY - Non-Schooling A	West Tamar	21.0
ABSTUDY - Non-Schooling A	West Daly	9.6
ABSTUDY - Non-Schooling A	West Coast	21.0
ABSTUDY - Non-Schooling A	West Arthur	93.0
ABSTUDY - Non-Schooling A	West Arnhem	6.3
ABSTUDY - Non-Schooling A	Wentworth	32.8
ABSTUDY - Non-Schooling A	Wellington	22.8
ABSTUDY - Non-Schooling A	Weipa	15.8
ABSTUDY - Non-Schooling A	Waverley	51.4
ABSTUDY - Non-Schooling A	Wattle Range	21.0
ABSTUDY - Non-Schooling A	Warrumbungle	16.1
ABSTUDY - Non-Schooling A	Warrnambool	19.8
ABSTUDY - Non-Schooling A	Warren	27.2
ABSTUDY - Non-Schooling A	Waratah-Wynyard	30.5
ABSTUDY - Non-Schooling A	Wanneroo	23.0
ABSTUDY - Non-Schooling A	Wangaratta	46.1
ABSTUDY - Non-Schooling A	Walkerville	18.5
ABSTUDY - Non-Schooling A	Walgett	16.7
ABSTUDY - Non-Schooling A	Walcha	6.7
ABSTUDY - Non-Schooling A	Wakefield	25.0
ABSTUDY - Non-Schooling A	Wagga Wagga	23.8
ABSTUDY - Non-Schooling A	Wagait	61.0
ABSTUDY - Non-Schooling A	Vincent	48.3

Social Security and Welfare by Local Government Area Average Days to Process - 1 July 2023 - 31 Dec 2023

Service Reason	Local Government Area	Average Days to Process
ABSTUDY - Non-Schooling A	Victoria Park	23.1
ABSTUDY - Non-Schooling A	Victoria Daly	6.5
ABSTUDY - Non-Schooling A	Victor Harbor	0.0
ABSTUDY - Non-Schooling A	Urala	11.2
ABSTUDY - Non-Schooling A	Upper Lachlan	28.0
ABSTUDY - Non-Schooling A	Upper Hunter	14.0
ABSTUDY - Non-Schooling A	Unley	33.0
ABSTUDY - Non-Schooling A	Unincorporated SA	3.5
ABSTUDY - Non-Schooling A	Unincorporated NT	11.8
ABSTUDY - Non-Schooling A	Unincorporated ACT	35.4
ABSTUDY - Non-Schooling A	Tweed	25.9
ABSTUDY - Non-Schooling A	Townsville	23.4
ABSTUDY - Non-Schooling A	Torres Strait Island	9.8
ABSTUDY - Non-Schooling A	Torres	12.5
ABSTUDY - Non-Schooling A	Toowoomba	22.6
ABSTUDY - Non-Schooling A	Toodyay	0.0
ABSTUDY - Non-Schooling A	Tiwi Islands	6.4
ABSTUDY - Non-Schooling A	The Hills	30.3
ABSTUDY - Non-Schooling A	Tenterfield	35.8
ABSTUDY - Non-Schooling A	Temora	19.5
ABSTUDY - Non-Schooling A	Tea Tree Gully	26.7
ABSTUDY - Non-Schooling A	Tasman	21.0
ABSTUDY - Non-Schooling A	Tamworth	25.1
ABSTUDY - Non-Schooling A	Tammin	0.0
ABSTUDY - Non-Schooling A	Tablelands	25.6
ABSTUDY - Non-Schooling A	Sydney	24.6
ABSTUDY - Non-Schooling A	Swan Hill	22.2
ABSTUDY - Non-Schooling A	Swan	24.7
ABSTUDY - Non-Schooling A	Sutherland	26.5
ABSTUDY - Non-Schooling A	Surf Coast	23.7
ABSTUDY - Non-Schooling A	Sunshine Coast	28.3
ABSTUDY - Non-Schooling A	Strathfield	25.7
ABSTUDY - Non-Schooling A	Stonnington	55.0
ABSTUDY - Non-Schooling A	Stirling	20.2
ABSTUDY - Non-Schooling A	Southern Midlands	31.0
ABSTUDY - Non-Schooling A	Southern Mallee	21.0
ABSTUDY - Non-Schooling A	Southern Downs	28.3
ABSTUDY - Non-Schooling A	South Perth	23.6
ABSTUDY - Non-Schooling A	South Gippsland	17.2
ABSTUDY - Non-Schooling A	South Burnett	16.0
ABSTUDY - Non-Schooling A	Sorell	0.5
ABSTUDY - Non-Schooling A	Somerset	32.1
ABSTUDY - Non-Schooling A	Snowy Valleys	21.2
ABSTUDY - Non-Schooling A	Snowy Monaro	21.0
ABSTUDY - Non-Schooling A	Singleton	36.3
ABSTUDY - Non-Schooling A	Shoalhaven	21.9
ABSTUDY - Non-Schooling A	Shellharbour	30.7
ABSTUDY - Non-Schooling A	Shark Bay	52.0
ABSTUDY - Non-Schooling A	Serpentine-Jarrahdale	23.2
ABSTUDY - Non-Schooling A	Scenic Rim	24.4
ABSTUDY - Non-Schooling A	Salisbury	24.0
ABSTUDY - Non-Schooling A	Ryde	30.1
ABSTUDY - Non-Schooling A	Roxby Downs	19.0
ABSTUDY - Non-Schooling A	Roper Gulf	5.8

Social Security and Welfare by Local Government Area Average Days to Process - 1 July 2023 - 31 Dec 2023

Service Reason	Local Government Area	Average Days to Process
ABSTUDY - Non-Schooling A	Rockingham	29.2
ABSTUDY - Non-Schooling A	Rockhampton	17.8
ABSTUDY - Non-Schooling A	Richmond Valley	19.6
ABSTUDY - Non-Schooling A	Richmond	1.0
ABSTUDY - Non-Schooling A	Renmark Paringa	21.0
ABSTUDY - Non-Schooling A	Redland	29.4
ABSTUDY - Non-Schooling A	Randwick	31.5
ABSTUDY - Non-Schooling A	Queanbeyan-Palerang	35.0
ABSTUDY - Non-Schooling A	Quairading	14.0
ABSTUDY - Non-Schooling A	Prospect	12.8
ABSTUDY - Non-Schooling A	Port Stephens	28.3
ABSTUDY - Non-Schooling A	Port Pirie	23.4
ABSTUDY - Non-Schooling A	Port Phillip	37.4
ABSTUDY - Non-Schooling A	Port Macquarie-Hastings	28.3
ABSTUDY - Non-Schooling A	Port Lincoln	18.3
ABSTUDY - Non-Schooling A	Port Hedland	15.2
ABSTUDY - Non-Schooling A	Port Augusta	23.7
ABSTUDY - Non-Schooling A	Port Adelaide Enfield	21.3
ABSTUDY - Non-Schooling A	Poromuraaw	16.9
ABSTUDY - Non-Schooling A	Playford	27.6
ABSTUDY - Non-Schooling A	Plantagenet	22.2
ABSTUDY - Non-Schooling A	Perth	33.6
ABSTUDY - Non-Schooling A	Perth	28.1
ABSTUDY - Non-Schooling A	Parramatta	28.3
ABSTUDY - Non-Schooling A	Paroo	19.7
ABSTUDY - Non-Schooling A	Parke	15.8
ABSTUDY - Non-Schooling A	Palmerston	16.8
ABSTUDY - Non-Schooling A	Palm Island	13.9
ABSTUDY - Non-Schooling A	Orange	30.1
ABSTUDY - Non-Schooling A	Onkaparinga	30.3
ABSTUDY - Non-Schooling A	Oberon	14.0
ABSTUDY - Non-Schooling A	Nungarin	60.0
ABSTUDY - Non-Schooling A	Northern Peninsula Area	12.3
ABSTUDY - Non-Schooling A	Northern Midlands	2.0
ABSTUDY - Non-Schooling A	Northern Beaches	35.8
ABSTUDY - Non-Schooling A	Northern Areas	9.0
ABSTUDY - Non-Schooling A	Northampton	10.5
ABSTUDY - Non-Schooling A	Northam	11.1
ABSTUDY - Non-Schooling A	North Sydney	21.0
ABSTUDY - Non-Schooling A	North Burnett	17.0
ABSTUDY - Non-Schooling A	Noosa	24.7
ABSTUDY - Non-Schooling A	Nillumbik	4.0
ABSTUDY - Non-Schooling A	Ngaanyatjarraku	8.7
ABSTUDY - Non-Schooling A	Newcastle	32.4
ABSTUDY - Non-Schooling A	Nedlands	40.0
ABSTUDY - Non-Schooling A	Narramine	36.8
ABSTUDY - Non-Schooling A	Narrogin	11.9
ABSTUDY - Non-Schooling A	Narrandera	45.0
ABSTUDY - Non-Schooling A	Narrabri	21.7
ABSTUDY - Non-Schooling A	Naracoorte Lucindale	100.0
ABSTUDY - Non-Schooling A	Napranum	11.1
ABSTUDY - Non-Schooling A	Nambucca Valley	29.2
ABSTUDY - Non-Schooling A	Muswellbrook	36.4
ABSTUDY - Non-Schooling A	Murweh	12.0

Social Security and Welfare by Local Government Area Average Days to Process - 1 July 2023 - 31 Dec 2023

Service Reason	Local Government Area	Average Days to Process
ABSTUDY - Non-Schooling A	Murrumbidgee	29.3
ABSTUDY - Non-Schooling A	Murrindindi	5.3
ABSTUDY - Non-Schooling A	Murray River	27.1
ABSTUDY - Non-Schooling A	Murray Bridge	17.0
ABSTUDY - Non-Schooling A	Murray	35.5
ABSTUDY - Non-Schooling A	Mundaring	13.3
ABSTUDY - Non-Schooling A	Moyne	14.0
ABSTUDY - Non-Schooling A	Mount Magnet	31.5
ABSTUDY - Non-Schooling A	Mount Isa	15.3
ABSTUDY - Non-Schooling A	Mount Gambier	26.7
ABSTUDY - Non-Schooling A	Mount Barker	38.0
ABSTUDY - Non-Schooling A	Mount Alexander	42.5
ABSTUDY - Non-Schooling A	Mosman	21.0
ABSTUDY - Non-Schooling A	Mornington Peninsula	27.0
ABSTUDY - Non-Schooling A	Mornington	9.5
ABSTUDY - Non-Schooling A	Moreton Bay	27.3
ABSTUDY - Non-Schooling A	Moreland	31.1
ABSTUDY - Non-Schooling A	Moree Plains	21.2
ABSTUDY - Non-Schooling A	Morawa	1.0
ABSTUDY - Non-Schooling A	Moorabool	24.3
ABSTUDY - Non-Schooling A	Moora	1.0
ABSTUDY - Non-Schooling A	Moonee Valley	28.6
ABSTUDY - Non-Schooling A	Monash	53.7
ABSTUDY - Non-Schooling A	Moira	37.8
ABSTUDY - Non-Schooling A	Mitchell	10.7
ABSTUDY - Non-Schooling A	Mitcham	26.3
ABSTUDY - Non-Schooling A	Mildura	26.9
ABSTUDY - Non-Schooling A	Mid-Western	17.4
ABSTUDY - Non-Schooling A	Mid-Coast	26.5
ABSTUDY - Non-Schooling A	Mid Murray	20.5
ABSTUDY - Non-Schooling A	Merredin	14.5
ABSTUDY - Non-Schooling A	Menzies	10.0
ABSTUDY - Non-Schooling A	Melville	22.0
ABSTUDY - Non-Schooling A	Melton	28.9
ABSTUDY - Non-Schooling A	Melbourne	38.0
ABSTUDY - Non-Schooling A	Meekatharra	6.7
ABSTUDY - Non-Schooling A	Mckinlay	1.0
ABSTUDY - Non-Schooling A	MaroonDAH	32.6
ABSTUDY - Non-Schooling A	Marion	26.9
ABSTUDY - Non-Schooling A	Maribyrnong	40.0
ABSTUDY - Non-Schooling A	Mareeba	18.9
ABSTUDY - Non-Schooling A	Maranoa	11.8
ABSTUDY - Non-Schooling A	Mapoon	15.2
ABSTUDY - Non-Schooling A	Manningham	21.0
ABSTUDY - Non-Schooling A	Mandurah	17.2
ABSTUDY - Non-Schooling A	Maitland	29.4
ABSTUDY - Non-Schooling A	Mackay	23.6
ABSTUDY - Non-Schooling A	Macedon Ranges	23.5
ABSTUDY - Non-Schooling A	MacDonnell	8.9
ABSTUDY - Non-Schooling A	Loxton Waikerie	34.5
ABSTUDY - Non-Schooling A	Lower Eyre Peninsula	7.0
ABSTUDY - Non-Schooling A	Longreach	18.5
ABSTUDY - Non-Schooling A	Logan	27.4
ABSTUDY - Non-Schooling A	Lockyer Valley	21.4

Social Security and Welfare by Local Government Area Average Days to Process - 1 July 2023 - 31 Dec 2023

Service Reason	Local Government Area	Average Days to Process
ABSTUDY - Non-Schooling A	Lockhart River	13.8
ABSTUDY - Non-Schooling A	Livingstone	23.7
ABSTUDY - Non-Schooling A	Liverpool Plains	18.9
ABSTUDY - Non-Schooling A	Liverpool	30.5
ABSTUDY - Non-Schooling A	Lithgow	55.4
ABSTUDY - Non-Schooling A	Litchfield	22.7
ABSTUDY - Non-Schooling A	Lismore	25.7
ABSTUDY - Non-Schooling A	Light	24.0
ABSTUDY - Non-Schooling A	Leonora	0.0
ABSTUDY - Non-Schooling A	Leeton	22.0
ABSTUDY - Non-Schooling A	Laverton	16.0
ABSTUDY - Non-Schooling A	Launceston	33.6
ABSTUDY - Non-Schooling A	Latrobe (Vic.)	26.9
ABSTUDY - Non-Schooling A	Latrobe (Tas.)	37.0
ABSTUDY - Non-Schooling A	Lane Cove	21.0
ABSTUDY - Non-Schooling A	Lake Macquarie	31.2
ABSTUDY - Non-Schooling A	Lake Grace	29.0
ABSTUDY - Non-Schooling A	Lachlan	14.2
ABSTUDY - Non-Schooling A	Kyogle	7.7
ABSTUDY - Non-Schooling A	Kwinana	19.2
ABSTUDY - Non-Schooling A	Ku-ring-gai	21.0
ABSTUDY - Non-Schooling A	Kowanyama	8.0
ABSTUDY - Non-Schooling A	Kondinin	7.0
ABSTUDY - Non-Schooling A	Kojonup	11.0
ABSTUDY - Non-Schooling A	Knox	27.1
ABSTUDY - Non-Schooling A	Kingston (Vic.)	41.5
ABSTUDY - Non-Schooling A	Kingborough	11.2
ABSTUDY - Non-Schooling A	Kiama	21.0
ABSTUDY - Non-Schooling A	Kentish	36.0
ABSTUDY - Non-Schooling A	Kempsey	26.4
ABSTUDY - Non-Schooling A	Kellerberrin	14.0
ABSTUDY - Non-Schooling A	Katherine	9.3
ABSTUDY - Non-Schooling A	Katanning	0.0
ABSTUDY - Non-Schooling A	Karratha	18.7
ABSTUDY - Non-Schooling A	Kalgoorlie-Boulder	18.2
ABSTUDY - Non-Schooling A	Kalamunda	32.2
ABSTUDY - Non-Schooling A	June	36.7
ABSTUDY - Non-Schooling A	Joondalup	44.5
ABSTUDY - Non-Schooling A	Jerramungup	8.6
ABSTUDY - Non-Schooling A	Isaac	30.3
ABSTUDY - Non-Schooling A	Irwin	13.0
ABSTUDY - Non-Schooling A	Ipswich	29.6
ABSTUDY - Non-Schooling A	Inverell	37.1
ABSTUDY - Non-Schooling A	Inner West	33.9
ABSTUDY - Non-Schooling A	Indigo	31.0
ABSTUDY - Non-Schooling A	Huon Valley	19.3
ABSTUDY - Non-Schooling A	Hume	29.4
ABSTUDY - Non-Schooling A	Horsham	24.3
ABSTUDY - Non-Schooling A	Hornsbv	17.7
ABSTUDY - Non-Schooling A	Hope Vale	8.2
ABSTUDY - Non-Schooling A	Holdfast Bay	50.0
ABSTUDY - Non-Schooling A	Hobsons Bay	17.9
ABSTUDY - Non-Schooling A	Hobart	14.7
ABSTUDY - Non-Schooling A	Hindmarsh	1.0

Social Security and Welfare by Local Government Area Average Days to Process - 1 July 2023 - 31 Dec 2023

Service Reason	Local Government Area	Average Days to Process
ABSTUDY - Non-Schooling A	Hinchinbrook	24.6
ABSTUDY - Non-Schooling A	Hilltops	15.0
ABSTUDY - Non-Schooling A	Heppburn	2.0
ABSTUDY - Non-Schooling A	Hay	77.0
ABSTUDY - Non-Schooling A	Hawkesbury	27.6
ABSTUDY - Non-Schooling A	Harvey	21.1
ABSTUDY - Non-Schooling A	Halls Creek	6.6
ABSTUDY - Non-Schooling A	Gympie	23.1
ABSTUDY - Non-Schooling A	Gwydir	18.0
ABSTUDY - Non-Schooling A	Gunnedah	21.1
ABSTUDY - Non-Schooling A	Griffith	41.3
ABSTUDY - Non-Schooling A	Greater Shepparton	26.2
ABSTUDY - Non-Schooling A	Greater Hume	32.7
ABSTUDY - Non-Schooling A	Greater Geraldton	15.0
ABSTUDY - Non-Schooling A	Greater Geelong	20.3
ABSTUDY - Non-Schooling A	Greater Dandenong	33.8
ABSTUDY - Non-Schooling A	Greater Bendigo	27.2
ABSTUDY - Non-Schooling A	Grant	34.0
ABSTUDY - Non-Schooling A	Goyder	21.0
ABSTUDY - Non-Schooling A	Goulburn Mulwaree	34.0
ABSTUDY - Non-Schooling A	Gosnells	21.6
ABSTUDY - Non-Schooling A	Goondiwindi	21.5
ABSTUDY - Non-Schooling A	Golden Plains	58.3
ABSTUDY - Non-Schooling A	Gold Coast	30.5
ABSTUDY - Non-Schooling A	Gnowangerup	13.5
ABSTUDY - Non-Schooling A	Glenorchy	26.7
ABSTUDY - Non-Schooling A	Glenelg	0.5
ABSTUDY - Non-Schooling A	Glen Innes Severn	10.5
ABSTUDY - Non-Schooling A	Glen Eira	29.2
ABSTUDY - Non-Schooling A	Glamorgan-Spring Bay	13.5
ABSTUDY - Non-Schooling A	Gladstone	30.6
ABSTUDY - Non-Schooling A	Gilgandra	9.7
ABSTUDY - Non-Schooling A	Georges River	28.0
ABSTUDY - Non-Schooling A	George Town	0.0
ABSTUDY - Non-Schooling A	Gawler	17.8
ABSTUDY - Non-Schooling A	Gannawarra	28.0
ABSTUDY - Non-Schooling A	Fremantle	14.0
ABSTUDY - Non-Schooling A	Fraser Coast	32.4
ABSTUDY - Non-Schooling A	Frankston	23.3
ABSTUDY - Non-Schooling A	Franklin Harbour	0.0
ABSTUDY - Non-Schooling A	Forbes	28.5
ABSTUDY - Non-Schooling A	Fairfield	28.0
ABSTUDY - Non-Schooling A	Exmouth	20.0
ABSTUDY - Non-Schooling A	Eurobodalla	22.7
ABSTUDY - Non-Schooling A	Esperance	22.0
ABSTUDY - Non-Schooling A	Edward River	36.0
ABSTUDY - Non-Schooling A	East Pilbara	6.0
ABSTUDY - Non-Schooling A	East Gippsland	30.7
ABSTUDY - Non-Schooling A	East Fremantle	31.0
ABSTUDY - Non-Schooling A	East Arnhem	8.0
ABSTUDY - Non-Schooling A	Dungog	37.0
ABSTUDY - Non-Schooling A	Dubbo	26.7
ABSTUDY - Non-Schooling A	Dowrin	21.0
ABSTUDY - Non-Schooling A	Douglas	18.9

Social Security and Welfare by Local Government Area Average Days to Process - 1 July 2023 - 31 Dec 2023

Service Reason	Local Government Area	Average Days to Process
ABSTUDY - Non-Schooling A	Dorset	21.0
ABSTUDY - Non-Schooling A	Doomadgee	6.3
ABSTUDY - Non-Schooling A	Diamantina	1.0
ABSTUDY - Non-Schooling A	Devonport	26.8
ABSTUDY - Non-Schooling A	Derwent Valley	33.5
ABSTUDY - Non-Schooling A	Derby-West Kimberley	11.1
ABSTUDY - Non-Schooling A	Denmark	21.0
ABSTUDY - Non-Schooling A	Darwin	17.1
ABSTUDY - Non-Schooling A	Darebin	24.4
ABSTUDY - Non-Schooling A	Dardanup	57.0
ABSTUDY - Non-Schooling A	Cumberland	21.4
ABSTUDY - Non-Schooling A	Cuballing	11.0
ABSTUDY - Non-Schooling A	Cowra	28.8
ABSTUDY - Non-Schooling A	Corrigin	85.0
ABSTUDY - Non-Schooling A	Corangamite	46.5
ABSTUDY - Non-Schooling A	Copper Coast	56.0
ABSTUDY - Non-Schooling A	Cootamundra-Gundagai	23.7
ABSTUDY - Non-Schooling A	Coorong	17.3
ABSTUDY - Non-Schooling A	Coonamble	14.9
ABSTUDY - Non-Schooling A	Coomalie	31.0
ABSTUDY - Non-Schooling A	Coolgardie	15.3
ABSTUDY - Non-Schooling A	Coolamon	15.8
ABSTUDY - Non-Schooling A	Cook	11.0
ABSTUDY - Non-Schooling A	Coober Pedy	14.5
ABSTUDY - Non-Schooling A	Collie	20.6
ABSTUDY - Non-Schooling A	Coffs Harbour	26.2
ABSTUDY - Non-Schooling A	Cockburn	30.3
ABSTUDY - Non-Schooling A	Cobar	37.0
ABSTUDY - Non-Schooling A	Cloncurry	11.9
ABSTUDY - Non-Schooling A	Clarence Valley	21.1
ABSTUDY - Non-Schooling A	Clarence	15.3
ABSTUDY - Non-Schooling A	Clare and Gilbert Valleys	1.0
ABSTUDY - Non-Schooling A	Circular Head	34.6
ABSTUDY - Non-Schooling A	Cherbourg	24.1
ABSTUDY - Non-Schooling A	Charters Towers	11.0
ABSTUDY - Non-Schooling A	Charles Sturt	21.5
ABSTUDY - Non-Schooling A	Cessnock	31.3
ABSTUDY - Non-Schooling A	Central Highlands (Tas.)	37.7
ABSTUDY - Non-Schooling A	Central Highlands (Qld)	19.8
ABSTUDY - Non-Schooling A	Central Goldfields	0.5
ABSTUDY - Non-Schooling A	Central Desert	9.6
ABSTUDY - Non-Schooling A	Central Darling	10.0
ABSTUDY - Non-Schooling A	Central Coast (Tas.)	14.8
ABSTUDY - Non-Schooling A	Central Coast (NSW)	26.9
ABSTUDY - Non-Schooling A	Ceduna	4.2
ABSTUDY - Non-Schooling A	Cassowary Coast	24.0
ABSTUDY - Non-Schooling A	Casey	30.2
ABSTUDY - Non-Schooling A	Carrathool	19.0
ABSTUDY - Non-Schooling A	Carpentaria	14.9
ABSTUDY - Non-Schooling A	Carnarvon	9.9
ABSTUDY - Non-Schooling A	Cardinia	31.9
ABSTUDY - Non-Schooling A	Capel	0.0
ABSTUDY - Non-Schooling A	Canterbury-Bankstown	39.4
ABSTUDY - Non-Schooling A	Canning	17.5

Social Security and Welfare by Local Government Area Average Days to Process - 1 July 2023 - 31 Dec 2023

Service Reason	Local Government Area	Average Days to Process
ABSTUDY - Non-Schooling A	Canada Bay	22.1
ABSTUDY - Non-Schooling A	Campbelltown (SA)	31.5
ABSTUDY - Non-Schooling A	Campbelltown (NSW)	24.4
ABSTUDY - Non-Schooling A	Campaspe	20.9
ABSTUDY - Non-Schooling A	Camden	33.0
ABSTUDY - Non-Schooling A	Cairns	26.0
ABSTUDY - Non-Schooling A	Gabonne	20.4
ABSTUDY - Non-Schooling A	Byron	31.7
ABSTUDY - Non-Schooling A	Busseton	23.4
ABSTUDY - Non-Schooling A	Burnside	14.5
ABSTUDY - Non-Schooling A	Burnie	43.3
ABSTUDY - Non-Schooling A	Burke	4.3
ABSTUDY - Non-Schooling A	Burdekin	12.4
ABSTUDY - Non-Schooling A	Bundaberg	30.4
ABSTUDY - Non-Schooling A	Bunbury	23.8
ABSTUDY - Non-Schooling A	Bulloo	0.0
ABSTUDY - Non-Schooling A	Broomehill-Tambellup	21.0
ABSTUDY - Non-Schooling A	Broome	11.6
ABSTUDY - Non-Schooling A	Brookton	0.0
ABSTUDY - Non-Schooling A	Broken Hill	29.5
ABSTUDY - Non-Schooling A	Brisbane	31.6
ABSTUDY - Non-Schooling A	Brimbank	40.2
ABSTUDY - Non-Schooling A	Brighton	18.6
ABSTUDY - Non-Schooling A	Bridgetown-Greenbushes	65.0
ABSTUDY - Non-Schooling A	Brewarrina	23.0
ABSTUDY - Non-Schooling A	Break O'Day	35.0
ABSTUDY - Non-Schooling A	Boyup Brook	36.5
ABSTUDY - Non-Schooling A	Bourke	11.5
ABSTUDY - Non-Schooling A	Boulia	0.0
ABSTUDY - Non-Schooling A	Boroondara	33.1
ABSTUDY - Non-Schooling A	Bogan	7.7
ABSTUDY - Non-Schooling A	Blue Mountains	23.2
ABSTUDY - Non-Schooling A	Bland	16.0
ABSTUDY - Non-Schooling A	Blacktown	30.6
ABSTUDY - Non-Schooling A	Blackall Tambo	21.0
ABSTUDY - Non-Schooling A	Berrigan	25.5
ABSTUDY - Non-Schooling A	Berri Barmera	18.5
ABSTUDY - Non-Schooling A	Benalla	46.5
ABSTUDY - Non-Schooling A	Beluyen	16.0
ABSTUDY - Non-Schooling A	Belmont	32.3
ABSTUDY - Non-Schooling A	Bellingen	12.8
ABSTUDY - Non-Schooling A	Bega Valley	11.8
ABSTUDY - Non-Schooling A	Bayswater	9.5
ABSTUDY - Non-Schooling A	Bayside (Vic.)	26.7
ABSTUDY - Non-Schooling A	Bayside (NSW)	19.3
ABSTUDY - Non-Schooling A	Baw Baw	40.0
ABSTUDY - Non-Schooling A	Bathurst	35.4
ABSTUDY - Non-Schooling A	Bassendean	13.0
ABSTUDY - Non-Schooling A	Bass Coast	17.3
ABSTUDY - Non-Schooling A	Barossa	21.0
ABSTUDY - Non-Schooling A	Barkly	7.8
ABSTUDY - Non-Schooling A	Barcaldine	38.5
ABSTUDY - Non-Schooling A	Banyule	14.9
ABSTUDY - Non-Schooling A	Banana	21.8

Social Security and Welfare by Local Government Area Average Days to Process - 1 July 2023 - 31 Dec 2023

Service Reason	Local Government Area	Average Days to Process
ABSTUDY - Non-Schooling A	Balranald	29.0
ABSTUDY - Non-Schooling A	Balonne	22.0
ABSTUDY - Non-Schooling A	Ballina	24.9
ABSTUDY - Non-Schooling A	Ballarat	33.4
ABSTUDY - Non-Schooling A	Aurukun	5.7
ABSTUDY - Non-Schooling A	Augusta Margaret River	26.0
ABSTUDY - Non-Schooling A	Ashburton	9.1
ABSTUDY - Non-Schooling A	Armidale	26.0
ABSTUDY - Non-Schooling A	Armadale	29.9
ABSTUDY - Non-Schooling A	Ararat	44.5
ABSTUDY - Non-Schooling A	Anangu Pitjantjatjara Yankunytjatjara	7.4
ABSTUDY - Non-Schooling A	Alice Springs	18.1
ABSTUDY - Non-Schooling A	Alexandrina	38.8
ABSTUDY - Non-Schooling A	Albury	16.4
ABSTUDY - Non-Schooling A	Albany	8.9
ABSTUDY - Non-Schooling A	Adelaide Hills	22.0
ABSTUDY - Non-Schooling A	Adelaide	31.2
ABSTUDY - Pensioner Education Supplement	Yarrabah	6.7
ABSTUDY - Pensioner Education Supplement	Yarra	22.0
ABSTUDY - Pensioner Education Supplement	Wollongong	11.7
ABSTUDY - Pensioner Education Supplement	Whitehorse	0.0
ABSTUDY - Pensioner Education Supplement	Western Downs	8.0
ABSTUDY - Pensioner Education Supplement	West Torrens	0.0
ABSTUDY - Pensioner Education Supplement	West Daly	0.0
ABSTUDY - Pensioner Education Supplement	Wentworth	0.0
ABSTUDY - Pensioner Education Supplement	Wellington	0.0
ABSTUDY - Pensioner Education Supplement	Weipa	3.0
ABSTUDY - Pensioner Education Supplement	Warrnambool	0.0
ABSTUDY - Pensioner Education Supplement	Walgett	13.0
ABSTUDY - Pensioner Education Supplement	Wagga Wagga	12.8
ABSTUDY - Pensioner Education Supplement	Victoria Park	0.0
ABSTUDY - Pensioner Education Supplement	Unincorporated ACT	8.0
ABSTUDY - Pensioner Education Supplement	Tweed	0.6
ABSTUDY - Pensioner Education Supplement	Townsville	15.6
ABSTUDY - Pensioner Education Supplement	Torres Strait Island	7.1
ABSTUDY - Pensioner Education Supplement	Torres	12.3
ABSTUDY - Pensioner Education Supplement	Toowoomba	13.3
ABSTUDY - Pensioner Education Supplement	Tamworth	0.0
ABSTUDY - Pensioner Education Supplement	Tablelands	14.5
ABSTUDY - Pensioner Education Supplement	Sydney	8.5
ABSTUDY - Pensioner Education Supplement	Swan	4.0
ABSTUDY - Pensioner Education Supplement	Sutherland	3.0
ABSTUDY - Pensioner Education Supplement	Sunshine Coast	10.6
ABSTUDY - Pensioner Education Supplement	Strathfield	29.0
ABSTUDY - Pensioner Education Supplement	Southern Downs	22.0
ABSTUDY - Pensioner Education Supplement	South Perth	10.0
ABSTUDY - Pensioner Education Supplement	South Gippsland	14.0
ABSTUDY - Pensioner Education Supplement	South Burnett	8.0
ABSTUDY - Pensioner Education Supplement	Somerset	1.0
ABSTUDY - Pensioner Education Supplement	Snowy Valleys	28.0
ABSTUDY - Pensioner Education Supplement	Singleton	14.0
ABSTUDY - Pensioner Education Supplement	Shoalhaven	5.3
ABSTUDY - Pensioner Education Supplement	Shellharbour	22.0
ABSTUDY - Pensioner Education Supplement	Shark Bay	1.0

Social Security and Welfare by Local Government Area Average Days to Process - 1 July 2023 - 31 Dec 2023

Service Reason	Local Government Area	Average Days to Process
ABSTUDY - Pensioner Education Supplement	Serpentine-Jarrahdale	0.0
ABSTUDY - Pensioner Education Supplement	Salisbury	8.0
ABSTUDY - Pensioner Education Supplement	Roper Gulf	0.8
ABSTUDY - Pensioner Education Supplement	Rockingham	9.5
ABSTUDY - Pensioner Education Supplement	Rockhampton	16.5
ABSTUDY - Pensioner Education Supplement	Richmond Valley	0.0
ABSTUDY - Pensioner Education Supplement	Randwick	12.0
ABSTUDY - Pensioner Education Supplement	Prospect	0.0
ABSTUDY - Pensioner Education Supplement	Port Stephens	7.0
ABSTUDY - Pensioner Education Supplement	Port Macquarie-Hastings	3.5
ABSTUDY - Pensioner Education Supplement	Port Lincoln	8.0
ABSTUDY - Pensioner Education Supplement	Port Augusta	54.0
ABSTUDY - Pensioner Education Supplement	Port Adelaide Enfield	33.5
ABSTUDY - Pensioner Education Supplement	Perth	24.0
ABSTUDY - Pensioner Education Supplement	Perth	1.0
ABSTUDY - Pensioner Education Supplement	Parramatta	2.8
ABSTUDY - Pensioner Education Supplement	Paroo	0.0
ABSTUDY - Pensioner Education Supplement	Parke	0.0
ABSTUDY - Pensioner Education Supplement	Palmerston	0.0
ABSTUDY - Pensioner Education Supplement	Orange	11.5
ABSTUDY - Pensioner Education Supplement	Onkaparinga	6.0
ABSTUDY - Pensioner Education Supplement	Northern Peninsula Area	9.5
ABSTUDY - Pensioner Education Supplement	Northern Beaches	14.5
ABSTUDY - Pensioner Education Supplement	Noosa	2.0
ABSTUDY - Pensioner Education Supplement	Newcastle	2.5
ABSTUDY - Pensioner Education Supplement	Narrandera	7.0
ABSTUDY - Pensioner Education Supplement	Narrabri	0.0
ABSTUDY - Pensioner Education Supplement	Nambucca Valley	8.0
ABSTUDY - Pensioner Education Supplement	Muswellbrook	0.0
ABSTUDY - Pensioner Education Supplement	Murray Bridge	0.0
ABSTUDY - Pensioner Education Supplement	Mount Barker	0.0
ABSTUDY - Pensioner Education Supplement	Mornington Peninsula	5.0
ABSTUDY - Pensioner Education Supplement	Mornington	13.0
ABSTUDY - Pensioner Education Supplement	Moreton Bay	4.0
ABSTUDY - Pensioner Education Supplement	Moree Plains	0.0
ABSTUDY - Pensioner Education Supplement	Mildura	11.0
ABSTUDY - Pensioner Education Supplement	Mid-Coast	13.5
ABSTUDY - Pensioner Education Supplement	Melville	6.0
ABSTUDY - Pensioner Education Supplement	Melton	12.0
ABSTUDY - Pensioner Education Supplement	MaroonDAH	21.0
ABSTUDY - Pensioner Education Supplement	Maribyrnong	0.0
ABSTUDY - Pensioner Education Supplement	Marreeba	0.0
ABSTUDY - Pensioner Education Supplement	Maitland	2.0
ABSTUDY - Pensioner Education Supplement	Mackay	2.0
ABSTUDY - Pensioner Education Supplement	MacDonnell	14.3
ABSTUDY - Pensioner Education Supplement	Logan	8.0
ABSTUDY - Pensioner Education Supplement	Liverpool Plains	0.0
ABSTUDY - Pensioner Education Supplement	Liverpool	3.5
ABSTUDY - Pensioner Education Supplement	Lithgow	0.0
ABSTUDY - Pensioner Education Supplement	Lismore	0.0
ABSTUDY - Pensioner Education Supplement	Launceston	14.0
ABSTUDY - Pensioner Education Supplement	Lake Macquarie	5.9
ABSTUDY - Pensioner Education Supplement	Kwinana	0.0
ABSTUDY - Pensioner Education Supplement	Kempsey	7.0

Social Security and Welfare by Local Government Area Average Days to Process - 1 July 2023 - 31 Dec 2023

Service Reason	Local Government Area	Average Days to Process
ABSTUDY - Pensioner Education Supplement	Katherine	56.0
ABSTUDY - Pensioner Education Supplement	Ipswich	15.3
ABSTUDY - Pensioner Education Supplement	Inverell	1.0
ABSTUDY - Pensioner Education Supplement	Inner West	3.3
ABSTUDY - Pensioner Education Supplement	Hope Vale	0.0
ABSTUDY - Pensioner Education Supplement	Gympie	0.0
ABSTUDY - Pensioner Education Supplement	Greater Shepparton	0.0
ABSTUDY - Pensioner Education Supplement	Greater Geraldton	3.8
ABSTUDY - Pensioner Education Supplement	Greater Geelong	38.7
ABSTUDY - Pensioner Education Supplement	Greater Bendigo	0.0
ABSTUDY - Pensioner Education Supplement	Gosnells	3.7
ABSTUDY - Pensioner Education Supplement	Gold Coast	6.8
ABSTUDY - Pensioner Education Supplement	Glenorchy	11.0
ABSTUDY - Pensioner Education Supplement	Gladstone	4.0
ABSTUDY - Pensioner Education Supplement	Gawler	14.0
ABSTUDY - Pensioner Education Supplement	Frankston	1.5
ABSTUDY - Pensioner Education Supplement	Eurobodalla	10.5
ABSTUDY - Pensioner Education Supplement	Edward River	0.0
ABSTUDY - Pensioner Education Supplement	East Pilbara	67.0
ABSTUDY - Pensioner Education Supplement	East Gippsland	6.0
ABSTUDY - Pensioner Education Supplement	East Arnhem	5.0
ABSTUDY - Pensioner Education Supplement	Dubbo	3.0
ABSTUDY - Pensioner Education Supplement	Derwent Valley	12.0
ABSTUDY - Pensioner Education Supplement	Derby-West Kimberley	5.5
ABSTUDY - Pensioner Education Supplement	Darwin	8.3
ABSTUDY - Pensioner Education Supplement	Cumberland	14.7
ABSTUDY - Pensioner Education Supplement	Cowra	11.3
ABSTUDY - Pensioner Education Supplement	Cootamundra-Gundagai	0.0
ABSTUDY - Pensioner Education Supplement	Coonamble	0.0
ABSTUDY - Pensioner Education Supplement	Coomalie	0.0
ABSTUDY - Pensioner Education Supplement	Cook	7.0
ABSTUDY - Pensioner Education Supplement	Coffs Harbour	18.0
ABSTUDY - Pensioner Education Supplement	Clarence Valley	14.0
ABSTUDY - Pensioner Education Supplement	Cherbourg	0.0
ABSTUDY - Pensioner Education Supplement	Cessnock	2.3
ABSTUDY - Pensioner Education Supplement	Central Highlands (Qld)	0.0
ABSTUDY - Pensioner Education Supplement	Central Coast (NSW)	12.3
ABSTUDY - Pensioner Education Supplement	Cassowary Coast	0.0
ABSTUDY - Pensioner Education Supplement	Carpentaria	0.0
ABSTUDY - Pensioner Education Supplement	Canterbury-Bankstown	7.3
ABSTUDY - Pensioner Education Supplement	Canning	21.0
ABSTUDY - Pensioner Education Supplement	Canada Bay	0.0
ABSTUDY - Pensioner Education Supplement	Campbelltown (NSW)	14.5
ABSTUDY - Pensioner Education Supplement	Camden	0.0
ABSTUDY - Pensioner Education Supplement	Cairns	6.9
ABSTUDY - Pensioner Education Supplement	Cabonne	0.0
ABSTUDY - Pensioner Education Supplement	Busseton	1.0
ABSTUDY - Pensioner Education Supplement	Burnie	10.5
ABSTUDY - Pensioner Education Supplement	Bundaberg	0.0
ABSTUDY - Pensioner Education Supplement	Bunbury	1.0
ABSTUDY - Pensioner Education Supplement	Broome	40.0
ABSTUDY - Pensioner Education Supplement	Brisbane	6.7
ABSTUDY - Pensioner Education Supplement	Brighton	21.0
ABSTUDY - Pensioner Education Supplement	Blue Mountains	0.0

Social Security and Welfare by Local Government Area Average Days to Process - 1 July 2023 - 31 Dec 2023

Service Reason	Local Government Area	Average Days to Process
ABSTUDY - Pensioner Education Supplement	Blacktown	5.8
ABSTUDY - Pensioner Education Supplement	Berrigan	21.0
ABSTUDY - Pensioner Education Supplement	Bayswater	0.0
ABSTUDY - Pensioner Education Supplement	Bayside (NSW)	14.0
ABSTUDY - Pensioner Education Supplement	Bathurst	0.0
ABSTUDY - Pensioner Education Supplement	Banana	46.0
ABSTUDY - Pensioner Education Supplement	Balonne	0.0
ABSTUDY - Pensioner Education Supplement	Ballina	17.6
ABSTUDY - Pensioner Education Supplement	Armadale	1.0
ABSTUDY - Pensioner Education Supplement	Alice Springs	0.3
ABSTUDY - Pensioner Education Supplement	Albany	0.0
ABSTUDY - Schooling A	Yorke Peninsula	38.0
ABSTUDY - Schooling A	Yarrabah	15.8
ABSTUDY - Schooling A	Yarra Ranges	36.0
ABSTUDY - Schooling A	Yarra	0.0
ABSTUDY - Schooling A	Wyndham-East Kimberley	10.5
ABSTUDY - Schooling A	Wyndham	8.3
ABSTUDY - Schooling A	Wujal Wujal	0.0
ABSTUDY - Schooling A	Woorabinda	12.0
ABSTUDY - Schooling A	Wollongong	9.1
ABSTUDY - Schooling A	Wollondilly	3.5
ABSTUDY - Schooling A	Wodonga	9.3
ABSTUDY - Schooling A	Wirngearrabee	10.0
ABSTUDY - Schooling A	Whyalla	3.3
ABSTUDY - Schooling A	Whitesea	11.0
ABSTUDY - Schooling A	Whitsunday	1.0
ABSTUDY - Schooling A	Western Downs	12.3
ABSTUDY - Schooling A	West Torrens	0.0
ABSTUDY - Schooling A	West Arnhem	17.0
ABSTUDY - Schooling A	Wentworth	8.8
ABSTUDY - Schooling A	Wellington	7.0
ABSTUDY - Schooling A	Weipa	0.0
ABSTUDY - Schooling A	Weddin	3.0
ABSTUDY - Schooling A	Warrumbungle	10.0
ABSTUDY - Schooling A	Warrnambool	0.0
ABSTUDY - Schooling A	Waratah-Wynyard	10.0
ABSTUDY - Schooling A	Wanneroo	4.2
ABSTUDY - Schooling A	Wangaratta	10.5
ABSTUDY - Schooling A	Walkerville	10.0
ABSTUDY - Schooling A	Walgett	17.0
ABSTUDY - Schooling A	Walcha	21.0
ABSTUDY - Schooling A	Wagga Wagga	10.7
ABSTUDY - Schooling A	Victoria Park	21.0
ABSTUDY - Schooling A	Victoria Daily	3.1
ABSTUDY - Schooling A	Uralla	10.5
ABSTUDY - Schooling A	Upper Hunter	16.0
ABSTUDY - Schooling A	Unincorporated ACT	1.4
ABSTUDY - Schooling A	Tweed	16.7
ABSTUDY - Schooling A	Townsville	9.7
ABSTUDY - Schooling A	Torres Strait Island	7.2
ABSTUDY - Schooling A	Torres	0.0
ABSTUDY - Schooling A	Toowoomba	10.0
ABSTUDY - Schooling A	Tiwi Islands	0.5
ABSTUDY - Schooling A	The Hills	9.3

Social Security and Welfare by Local Government Area Average Days to Process - 1 July 2023 - 31 Dec 2023

Service Reason	Local Government Area	Average Days to Process
ABSTUDY - Schooling A	Tenterfield	7.3
ABSTUDY - Schooling A	Temora	0.0
ABSTUDY - Schooling A	Tea Tree Gully	7.0
ABSTUDY - Schooling A	Tamworth	11.8
ABSTUDY - Schooling A	Tablelands	17.3
ABSTUDY - Schooling A	Sydney	3.0
ABSTUDY - Schooling A	Swan Hill	21.0
ABSTUDY - Schooling A	Swan	11.2
ABSTUDY - Schooling A	Sutherland	9.2
ABSTUDY - Schooling A	Sunshine Coast	15.2
ABSTUDY - Schooling A	Stirling	8.6
ABSTUDY - Schooling A	Southern Gramplians	0.0
ABSTUDY - Schooling A	Southern Downs	7.2
ABSTUDY - Schooling A	South Burnett	1.6
ABSTUDY - Schooling A	Somerset	6.1
ABSTUDY - Schooling A	Snowy Valleys	0.0
ABSTUDY - Schooling A	Singleton	10.8
ABSTUDY - Schooling A	Shoalhaven	7.1
ABSTUDY - Schooling A	Shellharbour	2.9
ABSTUDY - Schooling A	Scenic Rim	7.0
ABSTUDY - Schooling A	Salisbury	8.8
ABSTUDY - Schooling A	Roper Gulf	1.2
ABSTUDY - Schooling A	Rockingham	18.3
ABSTUDY - Schooling A	Rockhampton	7.4
ABSTUDY - Schooling A	Richmond Valley	0.0
ABSTUDY - Schooling A	Richmond	14.0
ABSTUDY - Schooling A	Renmark Paringa	12.0
ABSTUDY - Schooling A	Redland	10.3
ABSTUDY - Schooling A	Ravensthorpe	0.0
ABSTUDY - Schooling A	Randwick	11.0
ABSTUDY - Schooling A	Queanbeyan-Palerang	16.3
ABSTUDY - Schooling A	Port Stephens	15.3
ABSTUDY - Schooling A	Port Pirie	6.0
ABSTUDY - Schooling A	Port Phillip	21.0
ABSTUDY - Schooling A	Port Macquarie-Hastings	10.5
ABSTUDY - Schooling A	Port Lincoln	6.0
ABSTUDY - Schooling A	Port Hedland	10.7
ABSTUDY - Schooling A	Port Augusta	7.7
ABSTUDY - Schooling A	Port Adelaide Enfield	9.1
ABSTUDY - Schooling A	Playford	9.9
ABSTUDY - Schooling A	Peterborough	19.0
ABSTUDY - Schooling A	Penrith	10.2
ABSTUDY - Schooling A	Parramatta	8.3
ABSTUDY - Schooling A	Parke	8.4
ABSTUDY - Schooling A	Palmerston	11.5
ABSTUDY - Schooling A	Orange	9.9
ABSTUDY - Schooling A	Onkaparinga	8.9
ABSTUDY - Schooling A	Oberon	0.0
ABSTUDY - Schooling A	Northern Peninsula Area	5.2
ABSTUDY - Schooling A	Northern Midlands	1.0
ABSTUDY - Schooling A	Northern Beaches	0.0
ABSTUDY - Schooling A	Northern Areas	11.0
ABSTUDY - Schooling A	Northam	5.0
ABSTUDY - Schooling A	North Burnett	17.0

Social Security and Welfare by Local Government Area Average Days to Process - 1 July 2023 - 31 Dec 2023

Service Reason	Local Government Area	Average Days to Process
ABSTUDY - Schooling A	Ngaanyatjarraku	15.0
ABSTUDY - Schooling A	Newcastle	10.3
ABSTUDY - Schooling A	Nedlands	16.0
ABSTUDY - Schooling A	Narromine	3.2
ABSTUDY - Schooling A	Narrogin	0.0
ABSTUDY - Schooling A	Narrandera	19.0
ABSTUDY - Schooling A	Narrabri	18.0
ABSTUDY - Schooling A	Nambucca Valley	6.9
ABSTUDY - Schooling A	Muswellbrook	15.7
ABSTUDY - Schooling A	Murweh	0.0
ABSTUDY - Schooling A	Murray Bridge	0.0
ABSTUDY - Schooling A	Murray	0.0
ABSTUDY - Schooling A	Mount Isa	16.3
ABSTUDY - Schooling A	Mount Gambier	0.0
ABSTUDY - Schooling A	Mount Barker	14.0
ABSTUDY - Schooling A	Mornington Peninsula	17.5
ABSTUDY - Schooling A	Moreton Bay	8.1
ABSTUDY - Schooling A	Moree Plains	8.1
ABSTUDY - Schooling A	Moorabool	6.0
ABSTUDY - Schooling A	Moora	0.0
ABSTUDY - Schooling A	Monash	19.0
ABSTUDY - Schooling A	Mitchell	10.5
ABSTUDY - Schooling A	Mildura	1.8
ABSTUDY - Schooling A	Mid-Western	10.5
ABSTUDY - Schooling A	Mid-Coast	7.8
ABSTUDY - Schooling A	Merredin	3.0
ABSTUDY - Schooling A	Melville	18.3
ABSTUDY - Schooling A	Melton	15.2
ABSTUDY - Schooling A	Meander Valley	0.0
ABSTUDY - Schooling A	Maroondah	4.0
ABSTUDY - Schooling A	Marion	5.0
ABSTUDY - Schooling A	Marreeba	16.1
ABSTUDY - Schooling A	Maranoa	2.4
ABSTUDY - Schooling A	Mandurah	1.0
ABSTUDY - Schooling A	Maitland	9.3
ABSTUDY - Schooling A	Mackay	10.1
ABSTUDY - Schooling A	MacDonnell	4.5
ABSTUDY - Schooling A	Logan	12.7
ABSTUDY - Schooling A	Lockyer Valley	7.6
ABSTUDY - Schooling A	Livingstone	7.7
ABSTUDY - Schooling A	Liverpool Plains	7.3
ABSTUDY - Schooling A	Liverpool	1.3
ABSTUDY - Schooling A	Lithgow	17.0
ABSTUDY - Schooling A	Litchfield	39.3
ABSTUDY - Schooling A	Lismore	8.9
ABSTUDY - Schooling A	Leonora	9.0
ABSTUDY - Schooling A	Leeton	8.0
ABSTUDY - Schooling A	Laverton	4.0
ABSTUDY - Schooling A	Launceston	2.0
ABSTUDY - Schooling A	Lake Macquarie	5.8
ABSTUDY - Schooling A	Lachlan	3.5
ABSTUDY - Schooling A	Kyogle	13.7
ABSTUDY - Schooling A	Kwinana	5.0
ABSTUDY - Schooling A	Koowanyama	3.5

Social Security and Welfare by Local Government Area Average Days to Process - 1 July 2023 - 31 Dec 2023

Service Reason	Local Government Area	Average Days to Process
ABSTUDY - Schooling A	Kojonup	48.0
ABSTUDY - Schooling A	Knox	3.0
ABSTUDY - Schooling A	Kingston (Vic.)	41.0
ABSTUDY - Schooling A	Kingborough	14.0
ABSTUDY - Schooling A	Kempsey	9.9
ABSTUDY - Schooling A	Katherine	0.0
ABSTUDY - Schooling A	Katanning	8.0
ABSTUDY - Schooling A	Karratha	0.3
ABSTUDY - Schooling A	Kalgoorlie-Boulder	12.9
ABSTUDY - Schooling A	Kalamunda	5.5
ABSTUDY - Schooling A	Joondalup	11.0
ABSTUDY - Schooling A	Isaac	8.5
ABSTUDY - Schooling A	Ipswich	8.7
ABSTUDY - Schooling A	Inverell	7.8
ABSTUDY - Schooling A	Inner West	9.2
ABSTUDY - Schooling A	Huon Valley	5.0
ABSTUDY - Schooling A	Hornsby	0.0
ABSTUDY - Schooling A	Hope Vale	21.0
ABSTUDY - Schooling A	Hinchinbrook	21.0
ABSTUDY - Schooling A	Hay	13.5
ABSTUDY - Schooling A	Hawkesbury	4.3
ABSTUDY - Schooling A	Harvey	14.0
ABSTUDY - Schooling A	Halls Creek	10.5
ABSTUDY - Schooling A	Gympie	15.4
ABSTUDY - Schooling A	Gunnedah	3.7
ABSTUDY - Schooling A	Griffith	0.0
ABSTUDY - Schooling A	Greater Shepparton	1.0
ABSTUDY - Schooling A	Greater Geraldton	6.8
ABSTUDY - Schooling A	Greater Geelong	2.3
ABSTUDY - Schooling A	Greater Bendigo	1.3
ABSTUDY - Schooling A	Grant	6.0
ABSTUDY - Schooling A	Goulburn Mulwaree	21.0
ABSTUDY - Schooling A	Gosnells	8.2
ABSTUDY - Schooling A	Goondiwindi	21.0
ABSTUDY - Schooling A	Gold Coast	9.2
ABSTUDY - Schooling A	Glenorchy	1.7
ABSTUDY - Schooling A	Gladstone	3.6
ABSTUDY - Schooling A	Georges River	14.0
ABSTUDY - Schooling A	Gawler	1.4
ABSTUDY - Schooling A	Fremantle	7.0
ABSTUDY - Schooling A	Fraser Coast	8.7
ABSTUDY - Schooling A	Frankston	5.0
ABSTUDY - Schooling A	Fairfield	11.8
ABSTUDY - Schooling A	Exmouth	1.0
ABSTUDY - Schooling A	Eurobodalla	5.0
ABSTUDY - Schooling A	Esperance	0.0
ABSTUDY - Schooling A	Edward River	7.0
ABSTUDY - Schooling A	East Pilbara	9.0
ABSTUDY - Schooling A	East Gippsland	0.0
ABSTUDY - Schooling A	East Arnhem	8.2
ABSTUDY - Schooling A	Dundas	6.0
ABSTUDY - Schooling A	Dubbo	8.3
ABSTUDY - Schooling A	Douglas	5.8
ABSTUDY - Schooling A	Dorset	0.0

Social Security and Welfare by Local Government Area Average Days to Process - 1 July 2023 - 31 Dec 2023

Service Reason	Local Government Area	Average Days to Process
ABSTUDY - Schooling A	Devonport	2.0
ABSTUDY - Schooling A	Derwent Valley	3.5
ABSTUDY - Schooling A	Derby-West Kimberley	10.2
ABSTUDY - Schooling A	Darwin	7.5
ABSTUDY - Schooling A	Darbin	10.5
ABSTUDY - Schooling A	Dardanup	10.7
ABSTUDY - Schooling A	Cunderdin	18.0
ABSTUDY - Schooling A	Cowra	8.2
ABSTUDY - Schooling A	Corangamite	0.0
ABSTUDY - Schooling A	Coonamble	4.6
ABSTUDY - Schooling A	Coomalle	14.0
ABSTUDY - Schooling A	Coolgardie	2.0
ABSTUDY - Schooling A	Coolamon	6.0
ABSTUDY - Schooling A	Cook	6.3
ABSTUDY - Schooling A	Coffs Harbour	2.9
ABSTUDY - Schooling A	Cockburn	6.0
ABSTUDY - Schooling A	Cloncurry	21.0
ABSTUDY - Schooling A	Clarence Valley	7.3
ABSTUDY - Schooling A	Clarence	4.7
ABSTUDY - Schooling A	Clare and Gilbert Valleys	0.0
ABSTUDY - Schooling A	Circular Head	6.0
ABSTUDY - Schooling A	Cherbourg	14.0
ABSTUDY - Schooling A	Charters Towers	11.0
ABSTUDY - Schooling A	Charles Sturt	3.4
ABSTUDY - Schooling A	Cessnock	13.3
ABSTUDY - Schooling A	Central Highlands (Qld)	17.5
ABSTUDY - Schooling A	Central Goldfields	14.0
ABSTUDY - Schooling A	Central Desert	12.0
ABSTUDY - Schooling A	Central Darling	32.0
ABSTUDY - Schooling A	Central Coast (Tas.)	7.5
ABSTUDY - Schooling A	Central Coast (NSW)	8.6
ABSTUDY - Schooling A	Ceduna	4.0
ABSTUDY - Schooling A	Cassowary Coast	14.9
ABSTUDY - Schooling A	Casey	1.0
ABSTUDY - Schooling A	Carpentaria	1.0
ABSTUDY - Schooling A	Carnarvon	5.3
ABSTUDY - Schooling A	Cardinia	21.0
ABSTUDY - Schooling A	Capel	4.8
ABSTUDY - Schooling A	Canterbury-Bankstown	2.2
ABSTUDY - Schooling A	Canning	14.3
ABSTUDY - Schooling A	Campbelltown (SA)	0.0
ABSTUDY - Schooling A	Campbelltown (NSW)	10.6
ABSTUDY - Schooling A	Campaspe	19.0
ABSTUDY - Schooling A	Camden	15.6
ABSTUDY - Schooling A	Cairns	10.4
ABSTUDY - Schooling A	Busselton	8.3
ABSTUDY - Schooling A	Burnside	0.0
ABSTUDY - Schooling A	Burnie	0.5
ABSTUDY - Schooling A	Burdakin	5.0
ABSTUDY - Schooling A	Bundaberg	3.3
ABSTUDY - Schooling A	Bunbury	7.3
ABSTUDY - Schooling A	Broome	8.6
ABSTUDY - Schooling A	Broken Hill	19.7
ABSTUDY - Schooling A	Brisbane	7.9

Social Security and Welfare by Local Government Area Average Days to Process - 1 July 2023 - 31 Dec 2023

Service Reason	Local Government Area	Average Days to Process
ABSTUDY - Schooling A	Brimbank	12.3
ABSTUDY - Schooling A	Brighton	5.8
ABSTUDY - Schooling A	Brewarrina	14.0
ABSTUDY - Schooling A	Break O'Day	2.0
ABSTUDY - Schooling A	Bourke	10.3
ABSTUDY - Schooling A	Bogan	14.0
ABSTUDY - Schooling A	Blue Mountains	0.0
ABSTUDY - Schooling A	Blacktown	6.1
ABSTUDY - Schooling A	Berri Barmera	10.5
ABSTUDY - Schooling A	Benalla	21.0
ABSTUDY - Schooling A	Belmont	11.7
ABSTUDY - Schooling A	Bega Valley	21.0
ABSTUDY - Schooling A	Bayswater	3.3
ABSTUDY - Schooling A	Bayside (NSW)	1.8
ABSTUDY - Schooling A	Bathurst	0.5
ABSTUDY - Schooling A	Bassendean	5.0
ABSTUDY - Schooling A	Barkly	6.6
ABSTUDY - Schooling A	Barcaldine	12.0
ABSTUDY - Schooling A	Banyule	21.0
ABSTUDY - Schooling A	Balonne	2.5
ABSTUDY - Schooling A	Ballina	11.0
ABSTUDY - Schooling A	Ballarat	13.3
ABSTUDY - Schooling A	Ashburton	17.0
ABSTUDY - Schooling A	Armidale	10.0
ABSTUDY - Schooling A	Armadale	4.7
ABSTUDY - Schooling A	Alpine	0.0
ABSTUDY - Schooling A	Alice Springs	14.8
ABSTUDY - Schooling A	Alexandrina	6.0
ABSTUDY - Schooling A	Albury	9.1
ABSTUDY - Schooling A	Albany	3.5
ABSTUDY - Schooling A	Adelaide Plains	14.0
Additional Child Care Subsidy Grandparent	Yorke Peninsula	8.0
Additional Child Care Subsidy Grandparent	Yarrabah	119.0
Additional Child Care Subsidy Grandparent	Yarra Ranges	58.1
Additional Child Care Subsidy Grandparent	Yarra	0.0
Additional Child Care Subsidy Grandparent	Wyndham	65.2
Additional Child Care Subsidy Grandparent	Woorabinda	74.0
Additional Child Care Subsidy Grandparent	Woolahra	105.0
Additional Child Care Subsidy Grandparent	Wollongong	52.5
Additional Child Care Subsidy Grandparent	Wollondilly	52.8
Additional Child Care Subsidy Grandparent	Wodonga	52.3
Additional Child Care Subsidy Grandparent	Whyalla	1.0
Additional Child Care Subsidy Grandparent	Whitesea	89.5
Additional Child Care Subsidy Grandparent	Whitsunday	86.0
Additional Child Care Subsidy Grandparent	Whitehorse	35.7
Additional Child Care Subsidy Grandparent	Western Downs	89.2
Additional Child Care Subsidy Grandparent	West Torrens	76.0
Additional Child Care Subsidy Grandparent	West Tamar	72.0
Additional Child Care Subsidy Grandparent	Wentworth	8.0
Additional Child Care Subsidy Grandparent	Wellington	50.4
Additional Child Care Subsidy Grandparent	Warrumbungle	112.0
Additional Child Care Subsidy Grandparent	Warrambool	39.0
Additional Child Care Subsidy Grandparent	Warren	98.0
Additional Child Care Subsidy Grandparent	Wanneroo	33.1

Social Security and Welfare by Local Government Area Average Days to Process - 1 July 2023 - 31 Dec 2023

Service Reason	Local Government Area	Average Days to Process
Additional Child Care Subsidy Grandparent	Wangaratta	46.7
Additional Child Care Subsidy Grandparent	Walgett	58.0
Additional Child Care Subsidy Grandparent	Wakefield	86.0
Additional Child Care Subsidy Grandparent	Wagga Wagga	57.6
Additional Child Care Subsidy Grandparent	Vincent	0.0
Additional Child Care Subsidy Grandparent	Victoria Park	38.0
Additional Child Care Subsidy Grandparent	Victor Harbor	75.0
Additional Child Care Subsidy Grandparent	Upper Hunter	80.0
Additional Child Care Subsidy Grandparent	Unincorporated NT	86.0
Additional Child Care Subsidy Grandparent	Unincorporated ACT	71.3
Additional Child Care Subsidy Grandparent	Tweed	44.9
Additional Child Care Subsidy Grandparent	Towong	114.0
Additional Child Care Subsidy Grandparent	Townsville	70.3
Additional Child Care Subsidy Grandparent	Torres Strait Island	147.0
Additional Child Care Subsidy Grandparent	Toowoomba	54.1
Additional Child Care Subsidy Grandparent	The Hills	18.0
Additional Child Care Subsidy Grandparent	Tenterfield	130.0
Additional Child Care Subsidy Grandparent	Tea Tree Gully	23.8
Additional Child Care Subsidy Grandparent	Tatara	37.0
Additional Child Care Subsidy Grandparent	Tamworth	88.9
Additional Child Care Subsidy Grandparent	Tablelands	93.0
Additional Child Care Subsidy Grandparent	Sydney	105.0
Additional Child Care Subsidy Grandparent	Swan Hill	26.0
Additional Child Care Subsidy Grandparent	Swan	46.2
Additional Child Care Subsidy Grandparent	Sutherland	22.7
Additional Child Care Subsidy Grandparent	Sunshine Coast	40.0
Additional Child Care Subsidy Grandparent	Strathfield	35.0
Additional Child Care Subsidy Grandparent	Stirling	45.8
Additional Child Care Subsidy Grandparent	Southern Gramplians	21.3
Additional Child Care Subsidy Grandparent	Southern Downs	18.5
Additional Child Care Subsidy Grandparent	South Gippsland	98.0
Additional Child Care Subsidy Grandparent	South Burnett	25.0
Additional Child Care Subsidy Grandparent	Sorell	7.0
Additional Child Care Subsidy Grandparent	Somerset	79.0
Additional Child Care Subsidy Grandparent	Snowy Monaro	15.0
Additional Child Care Subsidy Grandparent	Shoalhaven	63.2
Additional Child Care Subsidy Grandparent	Shellharbour	38.0
Additional Child Care Subsidy Grandparent	Serpentine-Jarrahdale	50.9
Additional Child Care Subsidy Grandparent	Scenic Rim	56.0
Additional Child Care Subsidy Grandparent	Salisbury	52.5
Additional Child Care Subsidy Grandparent	Rockingham	57.4
Additional Child Care Subsidy Grandparent	Rockhampton	74.9
Additional Child Care Subsidy Grandparent	Richmond Valley	0.0
Additional Child Care Subsidy Grandparent	Redland	41.3
Additional Child Care Subsidy Grandparent	Randwick	68.7
Additional Child Care Subsidy Grandparent	Quilpie	82.0
Additional Child Care Subsidy Grandparent	Queanbeyan-Palerang	45.0
Additional Child Care Subsidy Grandparent	Port Stephens	51.0
Additional Child Care Subsidy Grandparent	Port Pirie	6.0
Additional Child Care Subsidy Grandparent	Port Phillip	12.0
Additional Child Care Subsidy Grandparent	Port Macquarie-Hastings	58.7
Additional Child Care Subsidy Grandparent	Port Augusta	48.7
Additional Child Care Subsidy Grandparent	Port Adelaide Enfield	55.0
Additional Child Care Subsidy Grandparent	Playford	50.5

Social Security and Welfare by Local Government Area Average Days to Process - 1 July 2023 - 31 Dec 2023

Service Reason	Local Government Area	Average Days to Process
Additional Child Care Subsidy Grandparent	Peterborough	36.0
Additional Child Care Subsidy Grandparent	Perth	61.0
Additional Child Care Subsidy Grandparent	Perth	65.1
Additional Child Care Subsidy Grandparent	Parramatta	64.5
Additional Child Care Subsidy Grandparent	Parke	135.0
Additional Child Care Subsidy Grandparent	Orange	31.8
Additional Child Care Subsidy Grandparent	Onkaparinga	42.3
Additional Child Care Subsidy Grandparent	Oberon	84.0
Additional Child Care Subsidy Grandparent	Northern Peninsula Area	51.0
Additional Child Care Subsidy Grandparent	Northern Gramplains	117.0
Additional Child Care Subsidy Grandparent	Northern Beaches	41.5
Additional Child Care Subsidy Grandparent	Northern Areas	78.0
Additional Child Care Subsidy Grandparent	Northampton	71.0
Additional Child Care Subsidy Grandparent	Northam	84.0
Additional Child Care Subsidy Grandparent	North Sydney	75.0
Additional Child Care Subsidy Grandparent	Noosa	30.3
Additional Child Care Subsidy Grandparent	Willumbik	40.8
Additional Child Care Subsidy Grandparent	Newcastle	44.1
Additional Child Care Subsidy Grandparent	Narrogin	45.0
Additional Child Care Subsidy Grandparent	Narrabri	85.0
Additional Child Care Subsidy Grandparent	Nambucca Valley	59.5
Additional Child Care Subsidy Grandparent	Muswellbrook	37.5
Additional Child Care Subsidy Grandparent	Murrumbidgee	77.0
Additional Child Care Subsidy Grandparent	Murrindindi	26.0
Additional Child Care Subsidy Grandparent	Murray River	13.0
Additional Child Care Subsidy Grandparent	Murray Bridge	43.3
Additional Child Care Subsidy Grandparent	Murray	144.0
Additional Child Care Subsidy Grandparent	Mundaring	81.0
Additional Child Care Subsidy Grandparent	Moyne	51.0
Additional Child Care Subsidy Grandparent	Mount Isa	77.0
Additional Child Care Subsidy Grandparent	Mount Gambier	66.3
Additional Child Care Subsidy Grandparent	Mount Barker	3.0
Additional Child Care Subsidy Grandparent	Mount Alexander	111.0
Additional Child Care Subsidy Grandparent	Mosman	85.0
Additional Child Care Subsidy Grandparent	Mornington Peninsula	60.6
Additional Child Care Subsidy Grandparent	Moreton Bay	48.4
Additional Child Care Subsidy Grandparent	Moreland	34.6
Additional Child Care Subsidy Grandparent	Moree Plains	97.0
Additional Child Care Subsidy Grandparent	Moorabool	130.0
Additional Child Care Subsidy Grandparent	Moora	35.0
Additional Child Care Subsidy Grandparent	Monash	52.6
Additional Child Care Subsidy Grandparent	Moira	68.0
Additional Child Care Subsidy Grandparent	Mitchell	76.0
Additional Child Care Subsidy Grandparent	Mitcham	73.0
Additional Child Care Subsidy Grandparent	Mildura	54.7
Additional Child Care Subsidy Grandparent	Mid-Western	80.0
Additional Child Care Subsidy Grandparent	Mid-Coast	47.2
Additional Child Care Subsidy Grandparent	Mid Murray	0.0
Additional Child Care Subsidy Grandparent	Melville	44.7
Additional Child Care Subsidy Grandparent	Melton	62.5
Additional Child Care Subsidy Grandparent	Melbourne	101.0
Additional Child Care Subsidy Grandparent	Maroondah	44.2
Additional Child Care Subsidy Grandparent	Marion	34.0
Additional Child Care Subsidy Grandparent	Maribymong	65.0

Social Security and Welfare by Local Government Area Average Days to Process - 1 July 2023 - 31 Dec 2023

Service Reason	Local Government Area	Average Days to Process
Additional Child Care Subsidy Grandparent	Mareeba	77.5
Additional Child Care Subsidy Grandparent	Maranoa	56.0
Additional Child Care Subsidy Grandparent	Mansfield	1.0
Additional Child Care Subsidy Grandparent	Manningham	42.5
Additional Child Care Subsidy Grandparent	Manjimup	84.0
Additional Child Care Subsidy Grandparent	Mandurah	47.1
Additional Child Care Subsidy Grandparent	Maitland	38.0
Additional Child Care Subsidy Grandparent	Mackay	67.7
Additional Child Care Subsidy Grandparent	Macedon Ranges	35.5
Additional Child Care Subsidy Grandparent	MacDonnell	0.0
Additional Child Care Subsidy Grandparent	Loxton Waikerie	81.0
Additional Child Care Subsidy Grandparent	Logan	59.9
Additional Child Care Subsidy Grandparent	Loddon	80.0
Additional Child Care Subsidy Grandparent	Lockyer Valley	69.0
Additional Child Care Subsidy Grandparent	Livingstone	43.7
Additional Child Care Subsidy Grandparent	Liverpool Plains	32.0
Additional Child Care Subsidy Grandparent	Liverpool	78.8
Additional Child Care Subsidy Grandparent	Lithgow	21.0
Additional Child Care Subsidy Grandparent	Litchfield	66.5
Additional Child Care Subsidy Grandparent	Lismore	47.0
Additional Child Care Subsidy Grandparent	Light	63.7
Additional Child Care Subsidy Grandparent	Launceston	41.4
Additional Child Care Subsidy Grandparent	Latrobe (Vic.)	90.2
Additional Child Care Subsidy Grandparent	Lake Macquarie	52.2
Additional Child Care Subsidy Grandparent	Lachlan	2.0
Additional Child Care Subsidy Grandparent	Kwinana	57.8
Additional Child Care Subsidy Grandparent	Ku-ring-gai	87.0
Additional Child Care Subsidy Grandparent	Knox	50.8
Additional Child Care Subsidy Grandparent	Kingston (Vic.)	37.3
Additional Child Care Subsidy Grandparent	Kingborough	65.3
Additional Child Care Subsidy Grandparent	Kiama	47.0
Additional Child Care Subsidy Grandparent	Kempsey	49.2
Additional Child Care Subsidy Grandparent	Katherine	58.5
Additional Child Care Subsidy Grandparent	Karratha	64.0
Additional Child Care Subsidy Grandparent	Karoonda East Murray	1.0
Additional Child Care Subsidy Grandparent	Kalgoorlie-Boulder	63.0
Additional Child Care Subsidy Grandparent	Kalamunda	74.0
Additional Child Care Subsidy Grandparent	June	17.0
Additional Child Care Subsidy Grandparent	Joondalup	51.8
Additional Child Care Subsidy Grandparent	Ipswich	62.2
Additional Child Care Subsidy Grandparent	Inverell	64.0
Additional Child Care Subsidy Grandparent	Inner West	38.0
Additional Child Care Subsidy Grandparent	Indigo	45.7
Additional Child Care Subsidy Grandparent	Hunters Hill	102.0
Additional Child Care Subsidy Grandparent	Hume	58.3
Additional Child Care Subsidy Grandparent	Horsham	73.0
Additional Child Care Subsidy Grandparent	Hornsbly	54.0
Additional Child Care Subsidy Grandparent	Hope Vale	28.0
Additional Child Care Subsidy Grandparent	Holdfast Bay	22.5
Additional Child Care Subsidy Grandparent	Hobsons Bay	28.0
Additional Child Care Subsidy Grandparent	Hobart	140.0
Additional Child Care Subsidy Grandparent	Hinchinbrook	0.0
Additional Child Care Subsidy Grandparent	Hilltops	6.0
Additional Child Care Subsidy Grandparent	Hawkesbury	52.2

Social Security and Welfare by Local Government Area Average Days to Process - 1 July 2023 - 31 Dec 2023

Service Reason	Local Government Area	Average Days to Process
Additional Child Care Subsidy Grandparent	Harvey	63.5
Additional Child Care Subsidy Grandparent	Gympie	79.1
Additional Child Care Subsidy Grandparent	Griffith	60.7
Additional Child Care Subsidy Grandparent	Greater Shepparton	38.7
Additional Child Care Subsidy Grandparent	Greater Geraldton	56.6
Additional Child Care Subsidy Grandparent	Greater Geelong	49.3
Additional Child Care Subsidy Grandparent	Greater Dandenong	38.3
Additional Child Care Subsidy Grandparent	Greater Bendigo	57.5
Additional Child Care Subsidy Grandparent	Goulburn Mulwaree	39.7
Additional Child Care Subsidy Grandparent	Gosnells	53.0
Additional Child Care Subsidy Grandparent	Goondiwindi	75.0
Additional Child Care Subsidy Grandparent	Golden Plains	138.0
Additional Child Care Subsidy Grandparent	Gold Coast	47.6
Additional Child Care Subsidy Grandparent	Glenorchy	1.0
Additional Child Care Subsidy Grandparent	Glennelg	52.7
Additional Child Care Subsidy Grandparent	Glen Innes Severn	90.0
Additional Child Care Subsidy Grandparent	Glen Eira	56.7
Additional Child Care Subsidy Grandparent	Gladstone	66.6
Additional Child Care Subsidy Grandparent	Gingin	71.0
Additional Child Care Subsidy Grandparent	Georges River	70.0
Additional Child Care Subsidy Grandparent	Gawler	21.0
Additional Child Care Subsidy Grandparent	Gannawarra	132.0
Additional Child Care Subsidy Grandparent	Fremantle	29.7
Additional Child Care Subsidy Grandparent	Fraser Coast	32.8
Additional Child Care Subsidy Grandparent	Frankston	53.6
Additional Child Care Subsidy Grandparent	Fairfield	78.8
Additional Child Care Subsidy Grandparent	Eurobodalla	38.7
Additional Child Care Subsidy Grandparent	Edward River	31.0
Additional Child Care Subsidy Grandparent	East Gippsland	76.6
Additional Child Care Subsidy Grandparent	Dungog	71.0
Additional Child Care Subsidy Grandparent	Dubbo	45.6
Additional Child Care Subsidy Grandparent	Douglas	55.3
Additional Child Care Subsidy Grandparent	Donnybrook-Balingup	93.0
Additional Child Care Subsidy Grandparent	Devonport	60.0
Additional Child Care Subsidy Grandparent	Derby-West Kimberley	87.0
Additional Child Care Subsidy Grandparent	Darwin	63.8
Additional Child Care Subsidy Grandparent	Darebin	66.2
Additional Child Care Subsidy Grandparent	Dardanup	67.0
Additional Child Care Subsidy Grandparent	Cumberland	73.6
Additional Child Care Subsidy Grandparent	Cowra	63.0
Additional Child Care Subsidy Grandparent	Cottesloe	37.0
Additional Child Care Subsidy Grandparent	Corangamite	68.5
Additional Child Care Subsidy Grandparent	Copper Coast	11.0
Additional Child Care Subsidy Grandparent	Coomalle	5.0
Additional Child Care Subsidy Grandparent	Coolgardie	178.0
Additional Child Care Subsidy Grandparent	Cook	32.0
Additional Child Care Subsidy Grandparent	Collie	80.0
Additional Child Care Subsidy Grandparent	Coffs Harbour	79.5
Additional Child Care Subsidy Grandparent	Cockburn	75.0
Additional Child Care Subsidy Grandparent	Clarence Valley	62.1
Additional Child Care Subsidy Grandparent	Clarence	114.0
Additional Child Care Subsidy Grandparent	Clare and Gilbert Valleys	79.0
Additional Child Care Subsidy Grandparent	Cherbourg	76.0
Additional Child Care Subsidy Grandparent	Charters Towers	71.0

Social Security and Welfare by Local Government Area Average Days to Process - 1 July 2023 - 31 Dec 2023

Service Reason	Local Government Area	Average Days to Process
Additional Child Care Subsidy Grandparent	Charles Sturt	67.8
Additional Child Care Subsidy Grandparent	Cessnock	39.1
Additional Child Care Subsidy Grandparent	Central Highlands (Qld)	67.3
Additional Child Care Subsidy Grandparent	Central Goldfields	123.0
Additional Child Care Subsidy Grandparent	Central Desert	83.0
Additional Child Care Subsidy Grandparent	Central Coast (Tas.)	38.0
Additional Child Care Subsidy Grandparent	Central Coast (NSW)	43.4
Additional Child Care Subsidy Grandparent	Ceduna	69.7
Additional Child Care Subsidy Grandparent	Cassowary Coast	52.0
Additional Child Care Subsidy Grandparent	Casey	54.7
Additional Child Care Subsidy Grandparent	Cardinia	27.5
Additional Child Care Subsidy Grandparent	Capel	58.0
Additional Child Care Subsidy Grandparent	Canterbury-Bankstown	88.5
Additional Child Care Subsidy Grandparent	Canning	83.7
Additional Child Care Subsidy Grandparent	Canada Bay	2.8
Additional Child Care Subsidy Grandparent	Campbelltown (SA)	35.0
Additional Child Care Subsidy Grandparent	Campbelltown (NSW)	43.6
Additional Child Care Subsidy Grandparent	Campaspe	13.2
Additional Child Care Subsidy Grandparent	Camden	69.4
Additional Child Care Subsidy Grandparent	Cambridge	90.0
Additional Child Care Subsidy Grandparent	Cairns	63.6
Additional Child Care Subsidy Grandparent	Busseton	22.0
Additional Child Care Subsidy Grandparent	Burwood	3.0
Additional Child Care Subsidy Grandparent	Burnie	69.0
Additional Child Care Subsidy Grandparent	Burdakin	65.0
Additional Child Care Subsidy Grandparent	Bundaberg	47.0
Additional Child Care Subsidy Grandparent	Bunbury	31.8
Additional Child Care Subsidy Grandparent	Broome	46.5
Additional Child Care Subsidy Grandparent	Brisbane	63.8
Additional Child Care Subsidy Grandparent	Brimbank	73.0
Additional Child Care Subsidy Grandparent	Brighton	56.0
Additional Child Care Subsidy Grandparent	Break O'Day	86.0
Additional Child Care Subsidy Grandparent	Boroondara	52.8
Additional Child Care Subsidy Grandparent	Blue Mountains	17.8
Additional Child Care Subsidy Grandparent	Blacktown	56.0
Additional Child Care Subsidy Grandparent	Berrigan	11.7
Additional Child Care Subsidy Grandparent	Benalla	7.0
Additional Child Care Subsidy Grandparent	Belmont	48.5
Additional Child Care Subsidy Grandparent	Bega Valley	55.7
Additional Child Care Subsidy Grandparent	Baywater	50.0
Additional Child Care Subsidy Grandparent	Bayside (Vic.)	100.0
Additional Child Care Subsidy Grandparent	Bayside (NSW)	34.2
Additional Child Care Subsidy Grandparent	Baw Baw	21.0
Additional Child Care Subsidy Grandparent	Bathurst	63.0
Additional Child Care Subsidy Grandparent	Bassendean	36.0
Additional Child Care Subsidy Grandparent	Bass Coast	51.6
Additional Child Care Subsidy Grandparent	Barunga West	41.0
Additional Child Care Subsidy Grandparent	Barossa	32.0
Additional Child Care Subsidy Grandparent	Barkly	100.0
Additional Child Care Subsidy Grandparent	Banyule	104.0
Additional Child Care Subsidy Grandparent	Ballina	74.0
Additional Child Care Subsidy Grandparent	Ballarat	61.0
Additional Child Care Subsidy Grandparent	Aurukun	58.0
Additional Child Care Subsidy Grandparent	Ashburton	40.0

Social Security and Welfare by Local Government Area Average Days to Process - 1 July 2023 - 31 Dec 2023

Service Reason	Local Government Area	Average Days to Process
Additional Child Care Subsidy Grandparent	Armadale	76.0
Additional Child Care Subsidy Grandparent	Ararat	57.7
Additional Child Care Subsidy Grandparent	Anangu Pitjantjatjara Yankunytjatjara	0.0
Additional Child Care Subsidy Grandparent	Alpine	87.0
Additional Child Care Subsidy Grandparent	Alice Springs	70.0
Additional Child Care Subsidy Grandparent	Alexandrina	46.5
Additional Child Care Subsidy Grandparent	Albury	80.0
Additional Child Care Subsidy Grandparent	Albany	52.7
Additional Child Care Subsidy Grandparent	Adelaide	115.0
Additional Child Care Subsidy Temporary Financial Hardship	York	89.0
Additional Child Care Subsidy Temporary Financial Hardship	Yass Valley	41.3
Additional Child Care Subsidy Temporary Financial Hardship	Yarrambiack	56.7
Additional Child Care Subsidy Temporary Financial Hardship	Yarra Ranges	65.2
Additional Child Care Subsidy Temporary Financial Hardship	Yarra	56.0
Additional Child Care Subsidy Temporary Financial Hardship	Wynndham-East Kimberley	96.0
Additional Child Care Subsidy Temporary Financial Hardship	Wyndham	63.8
Additional Child Care Subsidy Temporary Financial Hardship	Woollahra	65.2
Additional Child Care Subsidy Temporary Financial Hardship	Wollongong	73.0
Additional Child Care Subsidy Temporary Financial Hardship	Wollondilly	62.0
Additional Child Care Subsidy Temporary Financial Hardship	Wodonga	41.2
Additional Child Care Subsidy Temporary Financial Hardship	Wingecarribee	45.8
Additional Child Care Subsidy Temporary Financial Hardship	Willoughby	65.6
Additional Child Care Subsidy Temporary Financial Hardship	Whyalla	81.0
Additional Child Care Subsidy Temporary Financial Hardship	Whittlesea	61.0
Additional Child Care Subsidy Temporary Financial Hardship	Whitsunday	70.6
Additional Child Care Subsidy Temporary Financial Hardship	Whitehorse	72.5
Additional Child Care Subsidy Temporary Financial Hardship	Western Downs	48.4
Additional Child Care Subsidy Temporary Financial Hardship	West Wimmera	30.0
Additional Child Care Subsidy Temporary Financial Hardship	West Torrens	52.9
Additional Child Care Subsidy Temporary Financial Hardship	West Tamar	92.3
Additional Child Care Subsidy Temporary Financial Hardship	Wentworth	56.3
Additional Child Care Subsidy Temporary Financial Hardship	Wellington	74.8
Additional Child Care Subsidy Temporary Financial Hardship	Weipa	13.0
Additional Child Care Subsidy Temporary Financial Hardship	Waverley	60.4
Additional Child Care Subsidy Temporary Financial Hardship	Wattle Range	98.0
Additional Child Care Subsidy Temporary Financial Hardship	Warrumbungle	70.5
Additional Child Care Subsidy Temporary Financial Hardship	Warrnambool	60.9
Additional Child Care Subsidy Temporary Financial Hardship	Waratah-Wynyard	70.2
Additional Child Care Subsidy Temporary Financial Hardship	Wanneroo	63.1
Additional Child Care Subsidy Temporary Financial Hardship	Wangaratta	63.8
Additional Child Care Subsidy Temporary Financial Hardship	Walkerville	91.0
Additional Child Care Subsidy Temporary Financial Hardship	Walgett	44.0
Additional Child Care Subsidy Temporary Financial Hardship	Wakefield	31.0
Additional Child Care Subsidy Temporary Financial Hardship	Wagga Wagga	68.8
Additional Child Care Subsidy Temporary Financial Hardship	Vincent	59.9
Additional Child Care Subsidy Temporary Financial Hardship	Victoria Park	58.4
Additional Child Care Subsidy Temporary Financial Hardship	Victor Harbor	27.0
Additional Child Care Subsidy Temporary Financial Hardship	Upper Hunter	60.0
Additional Child Care Subsidy Temporary Financial Hardship	Unley	44.6
Additional Child Care Subsidy Temporary Financial Hardship	Unincorporated SA	20.0
Additional Child Care Subsidy Temporary Financial Hardship	Unincorporated NT	87.0
Additional Child Care Subsidy Temporary Financial Hardship	Unincorporated ACT	62.7
Additional Child Care Subsidy Temporary Financial Hardship	Tweed	76.9
Additional Child Care Subsidy Temporary Financial Hardship	Tumby Bay	39.0

Social Security and Welfare by Local Government Area Average Days to Process - 1 July 2023 - 31 Dec 2023

Service Reason	Local Government Area	Average Days to Process
Additional Child Care Subsidy Temporary Financial Hardship	Towong	98.0
Additional Child Care Subsidy Temporary Financial Hardship	Townsville	67.8
Additional Child Care Subsidy Temporary Financial Hardship	Toowoomba	61.4
Additional Child Care Subsidy Temporary Financial Hardship	Toodyay	105.0
Additional Child Care Subsidy Temporary Financial Hardship	The Hills	60.0
Additional Child Care Subsidy Temporary Financial Hardship	Tenterfield	121.0
Additional Child Care Subsidy Temporary Financial Hardship	Tea Tree Gully	46.1
Additional Child Care Subsidy Temporary Financial Hardship	Tamworth	74.5
Additional Child Care Subsidy Temporary Financial Hardship	Tablelands	86.6
Additional Child Care Subsidy Temporary Financial Hardship	Sydney	57.3
Additional Child Care Subsidy Temporary Financial Hardship	Swan Hill	100.0
Additional Child Care Subsidy Temporary Financial Hardship	Swan	66.7
Additional Child Care Subsidy Temporary Financial Hardship	Sutherland	58.9
Additional Child Care Subsidy Temporary Financial Hardship	Surf Coast	47.9
Additional Child Care Subsidy Temporary Financial Hardship	Sunshine Coast	69.8
Additional Child Care Subsidy Temporary Financial Hardship	Subiaco	26.5
Additional Child Care Subsidy Temporary Financial Hardship	Strathfield	46.5
Additional Child Care Subsidy Temporary Financial Hardship	Strathbogie	107.0
Additional Child Care Subsidy Temporary Financial Hardship	Stonnington	57.1
Additional Child Care Subsidy Temporary Financial Hardship	Stirling	70.0
Additional Child Care Subsidy Temporary Financial Hardship	Southern Midlands	70.0
Additional Child Care Subsidy Temporary Financial Hardship	Southern Grampians	72.0
Additional Child Care Subsidy Temporary Financial Hardship	Southern Downs	69.4
Additional Child Care Subsidy Temporary Financial Hardship	South Perth	65.9
Additional Child Care Subsidy Temporary Financial Hardship	South Gippsland	87.8
Additional Child Care Subsidy Temporary Financial Hardship	South Burnett	69.5
Additional Child Care Subsidy Temporary Financial Hardship	Sorell	24.0
Additional Child Care Subsidy Temporary Financial Hardship	Somerset	74.7
Additional Child Care Subsidy Temporary Financial Hardship	Snowy Valleys	66.0
Additional Child Care Subsidy Temporary Financial Hardship	Snowy Monaro	55.2
Additional Child Care Subsidy Temporary Financial Hardship	Singleton	60.7
Additional Child Care Subsidy Temporary Financial Hardship	Shoalhaven	71.6
Additional Child Care Subsidy Temporary Financial Hardship	Shellharbour	78.0
Additional Child Care Subsidy Temporary Financial Hardship	Shark Bay	53.0
Additional Child Care Subsidy Temporary Financial Hardship	Serpentine-Jarrahdale	78.1
Additional Child Care Subsidy Temporary Financial Hardship	Scenic Rim	82.1
Additional Child Care Subsidy Temporary Financial Hardship	Salisbury	67.8
Additional Child Care Subsidy Temporary Financial Hardship	Ryde	57.4
Additional Child Care Subsidy Temporary Financial Hardship	Roxby Downs	84.0
Additional Child Care Subsidy Temporary Financial Hardship	Roper Gulf	73.0
Additional Child Care Subsidy Temporary Financial Hardship	Rockingham	68.7
Additional Child Care Subsidy Temporary Financial Hardship	Rockhampton	80.0
Additional Child Care Subsidy Temporary Financial Hardship	Richmond Valley	70.9
Additional Child Care Subsidy Temporary Financial Hardship	Renmark Paringa	51.2
Additional Child Care Subsidy Temporary Financial Hardship	Redland	67.3
Additional Child Care Subsidy Temporary Financial Hardship	Randwick	57.7
Additional Child Care Subsidy Temporary Financial Hardship	Queanbeyan-Palerang	56.2
Additional Child Care Subsidy Temporary Financial Hardship	Prospect	48.5
Additional Child Care Subsidy Temporary Financial Hardship	Port Stephens	69.3
Additional Child Care Subsidy Temporary Financial Hardship	Port Pirie	88.5
Additional Child Care Subsidy Temporary Financial Hardship	Port Phillip	59.3
Additional Child Care Subsidy Temporary Financial Hardship	Port Macquarie-Hastings	56.2
Additional Child Care Subsidy Temporary Financial Hardship	Port Lincoln	28.0
Additional Child Care Subsidy Temporary Financial Hardship	Port Hedland	68.4

Social Security and Welfare by Local Government Area Average Days to Process - 1 July 2023 - 31 Dec 2023

Service Reason	Local Government Area	Average Days to Process
Additional Child Care Subsidy Temporary Financial Hardship	Port Augusta	74.0
Additional Child Care Subsidy Temporary Financial Hardship	Port Adelaide Enfield	59.1
Additional Child Care Subsidy Temporary Financial Hardship	Playford	63.0
Additional Child Care Subsidy Temporary Financial Hardship	Perth	59.2
Additional Child Care Subsidy Temporary Financial Hardship	Perth	68.1
Additional Child Care Subsidy Temporary Financial Hardship	Parramatta	64.3
Additional Child Care Subsidy Temporary Financial Hardship	Paroo	21.0
Additional Child Care Subsidy Temporary Financial Hardship	Parke	99.0
Additional Child Care Subsidy Temporary Financial Hardship	Palmerston	77.5
Additional Child Care Subsidy Temporary Financial Hardship	Orange	64.9
Additional Child Care Subsidy Temporary Financial Hardship	Onkaparinga	67.9
Additional Child Care Subsidy Temporary Financial Hardship	Oberon	30.0
Additional Child Care Subsidy Temporary Financial Hardship	Norwood Payneham and St Peters	51.6
Additional Child Care Subsidy Temporary Financial Hardship	Northern Peninsula Area	78.5
Additional Child Care Subsidy Temporary Financial Hardship	Northern Midlands	94.0
Additional Child Care Subsidy Temporary Financial Hardship	Northern Gramplains	73.5
Additional Child Care Subsidy Temporary Financial Hardship	Northern Beaches	65.7
Additional Child Care Subsidy Temporary Financial Hardship	Northern Areas	57.0
Additional Child Care Subsidy Temporary Financial Hardship	North Sydney	60.5
Additional Child Care Subsidy Temporary Financial Hardship	North Burnett	55.4
Additional Child Care Subsidy Temporary Financial Hardship	Noosa	73.5
Additional Child Care Subsidy Temporary Financial Hardship	Nillumbik	55.1
Additional Child Care Subsidy Temporary Financial Hardship	Newcastle	69.9
Additional Child Care Subsidy Temporary Financial Hardship	Nedlands	53.1
Additional Child Care Subsidy Temporary Financial Hardship	Narromine	99.0
Additional Child Care Subsidy Temporary Financial Hardship	Narrogin	31.5
Additional Child Care Subsidy Temporary Financial Hardship	Narrabri	89.0
Additional Child Care Subsidy Temporary Financial Hardship	Nambucca Valley	66.9
Additional Child Care Subsidy Temporary Financial Hardship	Muswellbrook	61.4
Additional Child Care Subsidy Temporary Financial Hardship	Murweh	105.0
Additional Child Care Subsidy Temporary Financial Hardship	Murrindindi	28.0
Additional Child Care Subsidy Temporary Financial Hardship	Murray River	35.0
Additional Child Care Subsidy Temporary Financial Hardship	Murray Bridge	45.8
Additional Child Care Subsidy Temporary Financial Hardship	Murray	70.7
Additional Child Care Subsidy Temporary Financial Hardship	Mundaring	76.5
Additional Child Care Subsidy Temporary Financial Hardship	Moyne	58.0
Additional Child Care Subsidy Temporary Financial Hardship	Mount Isa	88.3
Additional Child Care Subsidy Temporary Financial Hardship	Mount Gambier	70.7
Additional Child Care Subsidy Temporary Financial Hardship	Mount Barker	56.3
Additional Child Care Subsidy Temporary Financial Hardship	Mount Alexander	64.7
Additional Child Care Subsidy Temporary Financial Hardship	Mosman Park	14.0
Additional Child Care Subsidy Temporary Financial Hardship	Mosman	46.3
Additional Child Care Subsidy Temporary Financial Hardship	Mornington Peninsula	68.6
Additional Child Care Subsidy Temporary Financial Hardship	Moreton Bay	67.3
Additional Child Care Subsidy Temporary Financial Hardship	Moreland	61.0
Additional Child Care Subsidy Temporary Financial Hardship	Moree Plains	55.4
Additional Child Care Subsidy Temporary Financial Hardship	Morawa	38.0
Additional Child Care Subsidy Temporary Financial Hardship	Moorabool	57.5
Additional Child Care Subsidy Temporary Financial Hardship	Moora	108.0
Additional Child Care Subsidy Temporary Financial Hardship	Moonee Valley	61.7
Additional Child Care Subsidy Temporary Financial Hardship	Monash	59.5
Additional Child Care Subsidy Temporary Financial Hardship	Moira	45.7
Additional Child Care Subsidy Temporary Financial Hardship	Mitchell	80.1
Additional Child Care Subsidy Temporary Financial Hardship	Mitcham	66.0

Social Security and Welfare by Local Government Area Average Days to Process - 1 July 2023 - 31 Dec 2023

Service Reason	Local Government Area	Average Days to Process
Additional Child Care Subsidy Temporary Financial Hardship	Mildura	65.2
Additional Child Care Subsidy Temporary Financial Hardship	Mid-Western	43.3
Additional Child Care Subsidy Temporary Financial Hardship	Mid-Coast	69.1
Additional Child Care Subsidy Temporary Financial Hardship	Melville	62.2
Additional Child Care Subsidy Temporary Financial Hardship	Melton	70.4
Additional Child Care Subsidy Temporary Financial Hardship	Melbourne	67.3
Additional Child Care Subsidy Temporary Financial Hardship	MaroonDAH	70.1
Additional Child Care Subsidy Temporary Financial Hardship	Marion	60.7
Additional Child Care Subsidy Temporary Financial Hardship	Maribymong	59.3
Additional Child Care Subsidy Temporary Financial Hardship	Mareeba	74.7
Additional Child Care Subsidy Temporary Financial Hardship	Maranoa	70.0
Additional Child Care Subsidy Temporary Financial Hardship	Mansfield	66.0
Additional Child Care Subsidy Temporary Financial Hardship	Manningham	58.7
Additional Child Care Subsidy Temporary Financial Hardship	Manjimup	56.7
Additional Child Care Subsidy Temporary Financial Hardship	Mandurah	65.0
Additional Child Care Subsidy Temporary Financial Hardship	Matiland	67.8
Additional Child Care Subsidy Temporary Financial Hardship	Mackay	71.0
Additional Child Care Subsidy Temporary Financial Hardship	Macedon Ranges	62.3
Additional Child Care Subsidy Temporary Financial Hardship	Loxton Walkerie	15.0
Additional Child Care Subsidy Temporary Financial Hardship	Lower Eyre Peninsula	28.0
Additional Child Care Subsidy Temporary Financial Hardship	Logan	66.0
Additional Child Care Subsidy Temporary Financial Hardship	Lockyer Valley	63.1
Additional Child Care Subsidy Temporary Financial Hardship	Livingstone	109.0
Additional Child Care Subsidy Temporary Financial Hardship	Liverpool	70.1
Additional Child Care Subsidy Temporary Financial Hardship	Lihgow	89.0
Additional Child Care Subsidy Temporary Financial Hardship	Litchfield	66.2
Additional Child Care Subsidy Temporary Financial Hardship	Lismore	76.4
Additional Child Care Subsidy Temporary Financial Hardship	Light	84.0
Additional Child Care Subsidy Temporary Financial Hardship	Leeton	49.7
Additional Child Care Subsidy Temporary Financial Hardship	Launceston	79.4
Additional Child Care Subsidy Temporary Financial Hardship	Latrobe (Vic.)	67.1
Additional Child Care Subsidy Temporary Financial Hardship	Latrobe (Tas.)	47.0
Additional Child Care Subsidy Temporary Financial Hardship	Lane Cove	58.9
Additional Child Care Subsidy Temporary Financial Hardship	Lake Macquarie	72.4
Additional Child Care Subsidy Temporary Financial Hardship	Lachlan	69.0
Additional Child Care Subsidy Temporary Financial Hardship	Kyogle	34.0
Additional Child Care Subsidy Temporary Financial Hardship	Kwinana	62.0
Additional Child Care Subsidy Temporary Financial Hardship	Ku-ring-gai	50.6
Additional Child Care Subsidy Temporary Financial Hardship	Kojoonup	82.0
Additional Child Care Subsidy Temporary Financial Hardship	Knox	63.4
Additional Child Care Subsidy Temporary Financial Hardship	Kingston (Vic.)	56.4
Additional Child Care Subsidy Temporary Financial Hardship	Kingborough	55.3
Additional Child Care Subsidy Temporary Financial Hardship	Kiama	45.5
Additional Child Care Subsidy Temporary Financial Hardship	Kempsey	29.5
Additional Child Care Subsidy Temporary Financial Hardship	Katherine	102.0
Additional Child Care Subsidy Temporary Financial Hardship	Karratha	110.0
Additional Child Care Subsidy Temporary Financial Hardship	Kangaroo Island	140.0
Additional Child Care Subsidy Temporary Financial Hardship	Kalgoorlie-Boulder	84.5
Additional Child Care Subsidy Temporary Financial Hardship	Kalamunda	65.8
Additional Child Care Subsidy Temporary Financial Hardship	June	33.0
Additional Child Care Subsidy Temporary Financial Hardship	Joondalup	56.4
Additional Child Care Subsidy Temporary Financial Hardship	Isaac	74.5
Additional Child Care Subsidy Temporary Financial Hardship	Irwin	116.0
Additional Child Care Subsidy Temporary Financial Hardship	Ipswich	66.5

Social Security and Welfare by Local Government Area Average Days to Process - 1 July 2023 - 31 Dec 2023

Service Reason	Local Government Area	Average Days to Process
Additional Child Care Subsidy Temporary Financial Hardship	Inverell	83.8
Additional Child Care Subsidy Temporary Financial Hardship	Inner West	63.4
Additional Child Care Subsidy Temporary Financial Hardship	Indigo	108.0
Additional Child Care Subsidy Temporary Financial Hardship	Huon Valley	102.0
Additional Child Care Subsidy Temporary Financial Hardship	Hunters Hill	53.0
Additional Child Care Subsidy Temporary Financial Hardship	Hume	63.3
Additional Child Care Subsidy Temporary Financial Hardship	Horsham	49.0
Additional Child Care Subsidy Temporary Financial Hardship	Hornsby	59.1
Additional Child Care Subsidy Temporary Financial Hardship	Hope Vale	27.0
Additional Child Care Subsidy Temporary Financial Hardship	Holdfast Bay	29.0
Additional Child Care Subsidy Temporary Financial Hardship	Hobsons Bay	61.0
Additional Child Care Subsidy Temporary Financial Hardship	Hobart	57.5
Additional Child Care Subsidy Temporary Financial Hardship	Hindmarsh	82.0
Additional Child Care Subsidy Temporary Financial Hardship	Hinčinbrook	63.3
Additional Child Care Subsidy Temporary Financial Hardship	Hilltops	69.1
Additional Child Care Subsidy Temporary Financial Hardship	Hepburn	82.3
Additional Child Care Subsidy Temporary Financial Hardship	Hay	27.0
Additional Child Care Subsidy Temporary Financial Hardship	Hawkesbury	70.5
Additional Child Care Subsidy Temporary Financial Hardship	Harvey	67.1
Additional Child Care Subsidy Temporary Financial Hardship	Halls Creek	113.0
Additional Child Care Subsidy Temporary Financial Hardship	Gympie	71.9
Additional Child Care Subsidy Temporary Financial Hardship	Gunnedah	81.6
Additional Child Care Subsidy Temporary Financial Hardship	Griffith	79.6
Additional Child Care Subsidy Temporary Financial Hardship	Greater Shepparton	71.8
Additional Child Care Subsidy Temporary Financial Hardship	Greater Hume	109.0
Additional Child Care Subsidy Temporary Financial Hardship	Greater Geraldton	60.9
Additional Child Care Subsidy Temporary Financial Hardship	Greater Geelong	69.4
Additional Child Care Subsidy Temporary Financial Hardship	Greater Dandenong	69.3
Additional Child Care Subsidy Temporary Financial Hardship	Greater Bendigo	76.1
Additional Child Care Subsidy Temporary Financial Hardship	Grant	35.0
Additional Child Care Subsidy Temporary Financial Hardship	Goyder	104.0
Additional Child Care Subsidy Temporary Financial Hardship	Goulburn Mulwaree	71.8
Additional Child Care Subsidy Temporary Financial Hardship	Gosnells	65.6
Additional Child Care Subsidy Temporary Financial Hardship	Goondiwindi	54.0
Additional Child Care Subsidy Temporary Financial Hardship	Goomalling	92.0
Additional Child Care Subsidy Temporary Financial Hardship	Golden Plains	60.8
Additional Child Care Subsidy Temporary Financial Hardship	Gold Coast	62.4
Additional Child Care Subsidy Temporary Financial Hardship	Glenorchy	56.7
Additional Child Care Subsidy Temporary Financial Hardship	Glenelg	73.0
Additional Child Care Subsidy Temporary Financial Hardship	Glen Eira	62.6
Additional Child Care Subsidy Temporary Financial Hardship	Gladstone	58.7
Additional Child Care Subsidy Temporary Financial Hardship	Gilgandra	46.0
Additional Child Care Subsidy Temporary Financial Hardship	Georges River	68.5
Additional Child Care Subsidy Temporary Financial Hardship	George Town	109.0
Additional Child Care Subsidy Temporary Financial Hardship	Gawler	61.6
Additional Child Care Subsidy Temporary Financial Hardship	Gannawarra	78.0
Additional Child Care Subsidy Temporary Financial Hardship	Fremantle	65.3
Additional Child Care Subsidy Temporary Financial Hardship	Fraser Coast	68.1
Additional Child Care Subsidy Temporary Financial Hardship	Frankston	56.3
Additional Child Care Subsidy Temporary Financial Hardship	Franklin Harbour	120.0
Additional Child Care Subsidy Temporary Financial Hardship	Forbes	57.3
Additional Child Care Subsidy Temporary Financial Hardship	Fairfield	60.9
Additional Child Care Subsidy Temporary Financial Hardship	Eurobodalla	74.7
Additional Child Care Subsidy Temporary Financial Hardship	Esperance	52.0

Social Security and Welfare by Local Government Area Average Days to Process - 1 July 2023 - 31 Dec 2023

Service Reason	Local Government Area	Average Days to Process
Additional Child Care Subsidy Temporary Financial Hardship	Edward River	52.0
Additional Child Care Subsidy Temporary Financial Hardship	East Pilbara	66.0
Additional Child Care Subsidy Temporary Financial Hardship	East Gippsland	67.0
Additional Child Care Subsidy Temporary Financial Hardship	Dubbo	75.0
Additional Child Care Subsidy Temporary Financial Hardship	Douglas	53.5
Additional Child Care Subsidy Temporary Financial Hardship	Dorset	105.0
Additional Child Care Subsidy Temporary Financial Hardship	Donnybrook-Balingup	50.3
Additional Child Care Subsidy Temporary Financial Hardship	Diamantina	17.0
Additional Child Care Subsidy Temporary Financial Hardship	Devonport	65.5
Additional Child Care Subsidy Temporary Financial Hardship	Derwent Valley	65.7
Additional Child Care Subsidy Temporary Financial Hardship	Derby-West Kimberley	88.0
Additional Child Care Subsidy Temporary Financial Hardship	Darwin	55.9
Additional Child Care Subsidy Temporary Financial Hardship	Darebin	68.6
Additional Child Care Subsidy Temporary Financial Hardship	Dardanup	101.0
Additional Child Care Subsidy Temporary Financial Hardship	Cunderdin	33.0
Additional Child Care Subsidy Temporary Financial Hardship	Cumberland	68.9
Additional Child Care Subsidy Temporary Financial Hardship	Cowra	122.0
Additional Child Care Subsidy Temporary Financial Hardship	Cottesloe	28.0
Additional Child Care Subsidy Temporary Financial Hardship	Corangamite	91.1
Additional Child Care Subsidy Temporary Financial Hardship	Copper Coast	112.0
Additional Child Care Subsidy Temporary Financial Hardship	Cootamundra-Gundagai	66.6
Additional Child Care Subsidy Temporary Financial Hardship	Coolamon	113.0
Additional Child Care Subsidy Temporary Financial Hardship	Colac Otway	41.7
Additional Child Care Subsidy Temporary Financial Hardship	Coffs Harbour	67.8
Additional Child Care Subsidy Temporary Financial Hardship	Cockburn	57.5
Additional Child Care Subsidy Temporary Financial Hardship	Cobar	34.5
Additional Child Care Subsidy Temporary Financial Hardship	Cloncurry	89.0
Additional Child Care Subsidy Temporary Financial Hardship	Clarence Valley	83.0
Additional Child Care Subsidy Temporary Financial Hardship	Clarence	61.6
Additional Child Care Subsidy Temporary Financial Hardship	Claremont	68.0
Additional Child Care Subsidy Temporary Financial Hardship	Clare and Gilbert Valleys	60.3
Additional Child Care Subsidy Temporary Financial Hardship	Circular Head	32.0
Additional Child Care Subsidy Temporary Financial Hardship	Cherbourg	94.0
Additional Child Care Subsidy Temporary Financial Hardship	Charters Towers	62.5
Additional Child Care Subsidy Temporary Financial Hardship	Charles Sturt	67.6
Additional Child Care Subsidy Temporary Financial Hardship	Chapman Valley	86.0
Additional Child Care Subsidy Temporary Financial Hardship	Cessnock	72.0
Additional Child Care Subsidy Temporary Financial Hardship	Central Highlands (Qld)	54.2
Additional Child Care Subsidy Temporary Financial Hardship	Central Goldfields	72.0
Additional Child Care Subsidy Temporary Financial Hardship	Central Desert	3.0
Additional Child Care Subsidy Temporary Financial Hardship	Central Coast (Tas.)	52.0
Additional Child Care Subsidy Temporary Financial Hardship	Central Coast (NSW)	71.4
Additional Child Care Subsidy Temporary Financial Hardship	Ceduna	71.0
Additional Child Care Subsidy Temporary Financial Hardship	Cassowary Coast	54.9
Additional Child Care Subsidy Temporary Financial Hardship	Casey	62.9
Additional Child Care Subsidy Temporary Financial Hardship	Carrathool	68.0
Additional Child Care Subsidy Temporary Financial Hardship	Carpentaria	15.5
Additional Child Care Subsidy Temporary Financial Hardship	Carnamah	35.0
Additional Child Care Subsidy Temporary Financial Hardship	Cardinia	65.3
Additional Child Care Subsidy Temporary Financial Hardship	Capel	51.7
Additional Child Care Subsidy Temporary Financial Hardship	Canterbury-Bankstown	62.0
Additional Child Care Subsidy Temporary Financial Hardship	Canning	65.6
Additional Child Care Subsidy Temporary Financial Hardship	Canada Bay	59.6
Additional Child Care Subsidy Temporary Financial Hardship	Campbelltown (SA)	51.9

Social Security and Welfare by Local Government Area Average Days to Process - 1 July 2023 - 31 Dec 2023

Service Reason	Local Government Area	Average Days to Process
Additional Child Care Subsidy Temporary Financial Hardship	Campbelltown (NSW)	64.2
Additional Child Care Subsidy Temporary Financial Hardship	Campaspe	62.4
Additional Child Care Subsidy Temporary Financial Hardship	Camden	57.2
Additional Child Care Subsidy Temporary Financial Hardship	Cambridge	39.0
Additional Child Care Subsidy Temporary Financial Hardship	Cairns	65.3
Additional Child Care Subsidy Temporary Financial Hardship	Cabonne	75.0
Additional Child Care Subsidy Temporary Financial Hardship	Byron	61.5
Additional Child Care Subsidy Temporary Financial Hardship	Busselton	72.6
Additional Child Care Subsidy Temporary Financial Hardship	Burwood	37.9
Additional Child Care Subsidy Temporary Financial Hardship	Burnside	56.5
Additional Child Care Subsidy Temporary Financial Hardship	Burnie	109.0
Additional Child Care Subsidy Temporary Financial Hardship	Burdakin	69.4
Additional Child Care Subsidy Temporary Financial Hardship	Bundaberg	61.0
Additional Child Care Subsidy Temporary Financial Hardship	Bunbury	69.1
Additional Child Care Subsidy Temporary Financial Hardship	Buloke	79.0
Additional Child Care Subsidy Temporary Financial Hardship	Broome	63.5
Additional Child Care Subsidy Temporary Financial Hardship	Broken Hill	76.7
Additional Child Care Subsidy Temporary Financial Hardship	Brisbane	64.9
Additional Child Care Subsidy Temporary Financial Hardship	Brimbank	71.9
Additional Child Care Subsidy Temporary Financial Hardship	Brighton	52.0
Additional Child Care Subsidy Temporary Financial Hardship	Bridgetown-Greenbushes	112.0
Additional Child Care Subsidy Temporary Financial Hardship	Break O'Day	90.0
Additional Child Care Subsidy Temporary Financial Hardship	Boroondara	61.4
Additional Child Care Subsidy Temporary Financial Hardship	Blue Mountains	77.7
Additional Child Care Subsidy Temporary Financial Hardship	Blayney	65.0
Additional Child Care Subsidy Temporary Financial Hardship	Bland	88.3
Additional Child Care Subsidy Temporary Financial Hardship	Blacktown	69.6
Additional Child Care Subsidy Temporary Financial Hardship	Beverley	30.0
Additional Child Care Subsidy Temporary Financial Hardship	Berri Barmera	70.0
Additional Child Care Subsidy Temporary Financial Hardship	Benalla	89.1
Additional Child Care Subsidy Temporary Financial Hardship	Belmont	51.1
Additional Child Care Subsidy Temporary Financial Hardship	Bellingen	60.0
Additional Child Care Subsidy Temporary Financial Hardship	Bega Valley	80.0
Additional Child Care Subsidy Temporary Financial Hardship	Bayswater	43.8
Additional Child Care Subsidy Temporary Financial Hardship	Bayside (Vic.)	64.7
Additional Child Care Subsidy Temporary Financial Hardship	Bayside (NSW)	67.5
Additional Child Care Subsidy Temporary Financial Hardship	Baw Baw	50.2
Additional Child Care Subsidy Temporary Financial Hardship	Bathurst	68.7
Additional Child Care Subsidy Temporary Financial Hardship	Bassendean	64.7
Additional Child Care Subsidy Temporary Financial Hardship	Bass Coast	80.5
Additional Child Care Subsidy Temporary Financial Hardship	Barossa	62.4
Additional Child Care Subsidy Temporary Financial Hardship	Barcaldine	51.7
Additional Child Care Subsidy Temporary Financial Hardship	Banyule	62.8
Additional Child Care Subsidy Temporary Financial Hardship	Banana	55.0
Additional Child Care Subsidy Temporary Financial Hardship	Balonne	26.0
Additional Child Care Subsidy Temporary Financial Hardship	Ballina	65.9
Additional Child Care Subsidy Temporary Financial Hardship	Ballarat	65.9
Additional Child Care Subsidy Temporary Financial Hardship	Augusta Margaret River	59.8
Additional Child Care Subsidy Temporary Financial Hardship	Armidale	55.3
Additional Child Care Subsidy Temporary Financial Hardship	Armadale	70.2
Additional Child Care Subsidy Temporary Financial Hardship	Ararat	104.0
Additional Child Care Subsidy Temporary Financial Hardship	Alpine	67.0
Additional Child Care Subsidy Temporary Financial Hardship	Alice Springs	41.6
Additional Child Care Subsidy Temporary Financial Hardship	Alexandrina	47.1

Social Security and Welfare by Local Government Area Average Days to Process - 1 July 2023 - 31 Dec 2023

Service Reason	Local Government Area	Average Days to Process
Additional Child Care Subsidy Temporary Financial Hardship	Albury	67.7
Additional Child Care Subsidy Temporary Financial Hardship	Albany	65.5
Additional Child Care Subsidy Temporary Financial Hardship	Adelaide Plains	31.3
Additional Child Care Subsidy Temporary Financial Hardship	Adelaide Hills	104.0
Additional Child Care Subsidy Temporary Financial Hardship	Adelaide	35.5
Additional Child Care Subsidy Transition to Work	Yorke Peninsula	104.0
Additional Child Care Subsidy Transition to Work	York	86.0
Additional Child Care Subsidy Transition to Work	Yass Valley	127.0
Additional Child Care Subsidy Transition to Work	Yarriambiack	71.0
Additional Child Care Subsidy Transition to Work	Yarrabah	140.0
Additional Child Care Subsidy Transition to Work	Yarra Ranges	89.0
Additional Child Care Subsidy Transition to Work	Yarra	75.9
Additional Child Care Subsidy Transition to Work	Yankalilla	34.0
Additional Child Care Subsidy Transition to Work	Wyndham-East Kimberley	93.0
Additional Child Care Subsidy Transition to Work	Wyndham	87.8
Additional Child Care Subsidy Transition to Work	Wyalkatchem	112.0
Additional Child Care Subsidy Transition to Work	Woollahra	79.7
Additional Child Care Subsidy Transition to Work	Wongan-Ballidu	115.0
Additional Child Care Subsidy Transition to Work	Wollongong	89.6
Additional Child Care Subsidy Transition to Work	Wollondilly	81.9
Additional Child Care Subsidy Transition to Work	Wodonga	80.8
Additional Child Care Subsidy Transition to Work	Wingecarribee	47.7
Additional Child Care Subsidy Transition to Work	Willoughby	66.5
Additional Child Care Subsidy Transition to Work	Whyalla	104.0
Additional Child Care Subsidy Transition to Work	Whititesea	83.5
Additional Child Care Subsidy Transition to Work	Whitsunday	84.8
Additional Child Care Subsidy Transition to Work	Whitehorse	86.3
Additional Child Care Subsidy Transition to Work	Western Downs	74.1
Additional Child Care Subsidy Transition to Work	West Torrens	91.0
Additional Child Care Subsidy Transition to Work	West Tamar	73.3
Additional Child Care Subsidy Transition to Work	West Coast	119.0
Additional Child Care Subsidy Transition to Work	West Arthur	154.0
Additional Child Care Subsidy Transition to Work	West Arnhem	152.0
Additional Child Care Subsidy Transition to Work	Wentworth	91.0
Additional Child Care Subsidy Transition to Work	Wellington	71.2
Additional Child Care Subsidy Transition to Work	Weipa	117.0
Additional Child Care Subsidy Transition to Work	Weddin	56.0
Additional Child Care Subsidy Transition to Work	Waverley	60.0
Additional Child Care Subsidy Transition to Work	Wattle Range	81.0
Additional Child Care Subsidy Transition to Work	Warrumbungle	91.0
Additional Child Care Subsidy Transition to Work	Warrnambool	95.1
Additional Child Care Subsidy Transition to Work	Warren	35.0
Additional Child Care Subsidy Transition to Work	Waratah-Wynyard	87.8
Additional Child Care Subsidy Transition to Work	Wanneroo	88.5
Additional Child Care Subsidy Transition to Work	Wangaratta	83.4
Additional Child Care Subsidy Transition to Work	Walkerville	149.0
Additional Child Care Subsidy Transition to Work	Walgett	150.0
Additional Child Care Subsidy Transition to Work	Walcha	32.0
Additional Child Care Subsidy Transition to Work	Wakefield	38.0
Additional Child Care Subsidy Transition to Work	Wagin	54.0
Additional Child Care Subsidy Transition to Work	Wagga Wagga	93.2
Additional Child Care Subsidy Transition to Work	Vincent	89.0
Additional Child Care Subsidy Transition to Work	Victoria Park	101.0
Additional Child Care Subsidy Transition to Work	Victoria Daily	24.0

Social Security and Welfare by Local Government Area Average Days to Process - 1 July 2023 - 31 Dec 2023

Service Reason	Local Government Area	Average Days to Process
Additional Child Care Subsidy Transition to Work	Victor Harbor	79.1
Additional Child Care Subsidy Transition to Work	Uralla	66.0
Additional Child Care Subsidy Transition to Work	Upper Lachlan	141.0
Additional Child Care Subsidy Transition to Work	Upper Hunter	55.5
Additional Child Care Subsidy Transition to Work	Unley	81.5
Additional Child Care Subsidy Transition to Work	Unincorporated NT	150.0
Additional Child Care Subsidy Transition to Work	Unincorporated NSW	148.0
Additional Child Care Subsidy Transition to Work	Unincorporated ACT	88.3
Additional Child Care Subsidy Transition to Work	Tweed	83.6
Additional Child Care Subsidy Transition to Work	Tumby Bay	39.0
Additional Child Care Subsidy Transition to Work	Towong	64.0
Additional Child Care Subsidy Transition to Work	Townsville	80.8
Additional Child Care Subsidy Transition to Work	Torres	55.5
Additional Child Care Subsidy Transition to Work	Toowoomba	76.2
Additional Child Care Subsidy Transition to Work	Toodyay	70.0
Additional Child Care Subsidy Transition to Work	Tiwi Islands	153.0
Additional Child Care Subsidy Transition to Work	The Hills	102.0
Additional Child Care Subsidy Transition to Work	Temora	119.0
Additional Child Care Subsidy Transition to Work	Tea Tree Gully	79.9
Additional Child Care Subsidy Transition to Work	Tatara	100.0
Additional Child Care Subsidy Transition to Work	Tamworth	84.6
Additional Child Care Subsidy Transition to Work	Tablelands	93.4
Additional Child Care Subsidy Transition to Work	Sydney	79.5
Additional Child Care Subsidy Transition to Work	Swan Hill	100.0
Additional Child Care Subsidy Transition to Work	Swan	84.6
Additional Child Care Subsidy Transition to Work	Sutherland	75.4
Additional Child Care Subsidy Transition to Work	Surf Coast	86.0
Additional Child Care Subsidy Transition to Work	Sunshine Coast	79.8
Additional Child Care Subsidy Transition to Work	Subiaco	117.0
Additional Child Care Subsidy Transition to Work	Streaky Bay	44.0
Additional Child Care Subsidy Transition to Work	Strathfield	81.5
Additional Child Care Subsidy Transition to Work	Strathbogie	80.0
Additional Child Care Subsidy Transition to Work	Stonnington	47.9
Additional Child Care Subsidy Transition to Work	Stirling	90.3
Additional Child Care Subsidy Transition to Work	Southern Midlands	93.0
Additional Child Care Subsidy Transition to Work	Southern Gramplians	96.3
Additional Child Care Subsidy Transition to Work	Southern Downs	79.9
Additional Child Care Subsidy Transition to Work	South Perth	111.0
Additional Child Care Subsidy Transition to Work	South Gippsland	93.7
Additional Child Care Subsidy Transition to Work	South Burnett	68.4
Additional Child Care Subsidy Transition to Work	Sorell	75.0
Additional Child Care Subsidy Transition to Work	Somerset	78.4
Additional Child Care Subsidy Transition to Work	Snowy Valleys	76.7
Additional Child Care Subsidy Transition to Work	Snowy Monaro	109.0
Additional Child Care Subsidy Transition to Work	Singleton	96.3
Additional Child Care Subsidy Transition to Work	Shoalhaven	85.4
Additional Child Care Subsidy Transition to Work	Shellharbour	87.9
Additional Child Care Subsidy Transition to Work	Serpentine-Jarrahdale	95.7
Additional Child Care Subsidy Transition to Work	Scenic Rim	74.8
Additional Child Care Subsidy Transition to Work	Salisbury	80.6
Additional Child Care Subsidy Transition to Work	Ryde	109.0
Additional Child Care Subsidy Transition to Work	Roxby Downs	70.0
Additional Child Care Subsidy Transition to Work	Rockingham	85.5
Additional Child Care Subsidy Transition to Work	Rockhampton	88.4

Social Security and Welfare by Local Government Area Average Days to Process - 1 July 2023 - 31 Dec 2023

Service Reason	Local Government Area	Average Days to Process
Additional Child Care Subsidy Transition to Work	Richmond Valley	99.8
Additional Child Care Subsidy Transition to Work	Renmark Paringa	115.0
Additional Child Care Subsidy Transition to Work	Redland	90.9
Additional Child Care Subsidy Transition to Work	Randwick	91.9
Additional Child Care Subsidy Transition to Work	Queanbeyan-Palerang	61.7
Additional Child Care Subsidy Transition to Work	Quairading	31.0
Additional Child Care Subsidy Transition to Work	Pyrenees	99.3
Additional Child Care Subsidy Transition to Work	Prospect	108.0
Additional Child Care Subsidy Transition to Work	Port Stephens	84.7
Additional Child Care Subsidy Transition to Work	Port Pirie	64.5
Additional Child Care Subsidy Transition to Work	Port Phillip	84.5
Additional Child Care Subsidy Transition to Work	Port Macquarie-Hastings	89.4
Additional Child Care Subsidy Transition to Work	Port Lincoln	75.0
Additional Child Care Subsidy Transition to Work	Port Hedland	56.5
Additional Child Care Subsidy Transition to Work	Port Augusta	75.7
Additional Child Care Subsidy Transition to Work	Port Adelaide Enfield	79.6
Additional Child Care Subsidy Transition to Work	Playford	88.8
Additional Child Care Subsidy Transition to Work	Perth	70.0
Additional Child Care Subsidy Transition to Work	Perth	70.0
Additional Child Care Subsidy Transition to Work	Perth	91.5
Additional Child Care Subsidy Transition to Work	Parramatta	83.6
Additional Child Care Subsidy Transition to Work	Parkes	108.0
Additional Child Care Subsidy Transition to Work	Palmerston	83.1
Additional Child Care Subsidy Transition to Work	Palm Island	148.0
Additional Child Care Subsidy Transition to Work	Orange	88.0
Additional Child Care Subsidy Transition to Work	Onkaparinga	86.4
Additional Child Care Subsidy Transition to Work	Oberon	99.3
Additional Child Care Subsidy Transition to Work	Nungarin	70.0
Additional Child Care Subsidy Transition to Work	Norwood Payneham and St Peters	112.0
Additional Child Care Subsidy Transition to Work	Northern Peninsula Area	74.5
Additional Child Care Subsidy Transition to Work	Northern Midlands	109.0
Additional Child Care Subsidy Transition to Work	Northern Gramplains	92.5
Additional Child Care Subsidy Transition to Work	Northern Beaches	109.0
Additional Child Care Subsidy Transition to Work	Northern Areas	63.0
Additional Child Care Subsidy Transition to Work	Northampton	105.0
Additional Child Care Subsidy Transition to Work	Northam	59.8
Additional Child Care Subsidy Transition to Work	North Burnett	55.8
Additional Child Care Subsidy Transition to Work	Noosa	72.8
Additional Child Care Subsidy Transition to Work	Nillumbik	70.0
Additional Child Care Subsidy Transition to Work	Newcastle	92.6
Additional Child Care Subsidy Transition to Work	Nedlands	152.0
Additional Child Care Subsidy Transition to Work	Narramine	46.0
Additional Child Care Subsidy Transition to Work	Narrogin	79.0
Additional Child Care Subsidy Transition to Work	Narrandera	99.0
Additional Child Care Subsidy Transition to Work	Narrabri	58.6
Additional Child Care Subsidy Transition to Work	Naracoorte Lucindale	147.0
Additional Child Care Subsidy Transition to Work	Nambucca Valley	94.5
Additional Child Care Subsidy Transition to Work	Muswellbrook	88.8
Additional Child Care Subsidy Transition to Work	Murweh	107.0
Additional Child Care Subsidy Transition to Work	Murrumbidgee	98.8
Additional Child Care Subsidy Transition to Work	Murrumbindi	67.7
Additional Child Care Subsidy Transition to Work	Murray River	113.0
Additional Child Care Subsidy Transition to Work	Murray Bridge	95.1
Additional Child Care Subsidy Transition to Work	Murray	80.2
Additional Child Care Subsidy Transition to Work	Mundaring	87.4

Social Security and Welfare by Local Government Area Average Days to Process - 1 July 2023 - 31 Dec 2023

Service Reason	Local Government Area	Average Days to Process
Additional Child Care Subsidy Transition to Work	Moyné	92.0
Additional Child Care Subsidy Transition to Work	Mount Remarkable	138.0
Additional Child Care Subsidy Transition to Work	Mount Isa	106.0
Additional Child Care Subsidy Transition to Work	Mount Gambier	81.2
Additional Child Care Subsidy Transition to Work	Mount Barker	80.1
Additional Child Care Subsidy Transition to Work	Mount Alexander	90.6
Additional Child Care Subsidy Transition to Work	Mosman	80.0
Additional Child Care Subsidy Transition to Work	Mornington Peninsula	93.5
Additional Child Care Subsidy Transition to Work	Mornington	111.0
Additional Child Care Subsidy Transition to Work	Moreton Bay	88.5
Additional Child Care Subsidy Transition to Work	Moreland	93.1
Additional Child Care Subsidy Transition to Work	Moree Plains	59.5
Additional Child Care Subsidy Transition to Work	Moorabool	76.2
Additional Child Care Subsidy Transition to Work	Moora	114.0
Additional Child Care Subsidy Transition to Work	Moonee Valley	92.8
Additional Child Care Subsidy Transition to Work	Monash	93.3
Additional Child Care Subsidy Transition to Work	Moira	69.7
Additional Child Care Subsidy Transition to Work	Mitchell	138.0
Additional Child Care Subsidy Transition to Work	Mitcham	106.0
Additional Child Care Subsidy Transition to Work	Mildura	97.2
Additional Child Care Subsidy Transition to Work	Mid-Western	122.0
Additional Child Care Subsidy Transition to Work	Mid-Coast	78.8
Additional Child Care Subsidy Transition to Work	Mid Murray	84.0
Additional Child Care Subsidy Transition to Work	Merredin	74.0
Additional Child Care Subsidy Transition to Work	Melville	107.0
Additional Child Care Subsidy Transition to Work	Melton	85.3
Additional Child Care Subsidy Transition to Work	Melbourne	83.2
Additional Child Care Subsidy Transition to Work	Meander Valley	103.0
Additional Child Care Subsidy Transition to Work	Maroondah	75.8
Additional Child Care Subsidy Transition to Work	Marion	97.6
Additional Child Care Subsidy Transition to Work	Maribymong	86.1
Additional Child Care Subsidy Transition to Work	Marreeba	129.0
Additional Child Care Subsidy Transition to Work	Maranoa	77.0
Additional Child Care Subsidy Transition to Work	Manningham	85.7
Additional Child Care Subsidy Transition to Work	Manjimup	151.0
Additional Child Care Subsidy Transition to Work	Mandurah	93.6
Additional Child Care Subsidy Transition to Work	Maitland	98.9
Additional Child Care Subsidy Transition to Work	Mackay	84.9
Additional Child Care Subsidy Transition to Work	Macedon Ranges	79.0
Additional Child Care Subsidy Transition to Work	Loxton Walkerie	98.5
Additional Child Care Subsidy Transition to Work	Lower Eyre Peninsula	11.0
Additional Child Care Subsidy Transition to Work	Longreach	79.5
Additional Child Care Subsidy Transition to Work	Logan	75.3
Additional Child Care Subsidy Transition to Work	Loddon	119.0
Additional Child Care Subsidy Transition to Work	Lockyer Valley	88.6
Additional Child Care Subsidy Transition to Work	Lockhart	36.0
Additional Child Care Subsidy Transition to Work	Livingstone	82.3
Additional Child Care Subsidy Transition to Work	Liverpool Plains	85.3
Additional Child Care Subsidy Transition to Work	Liverpool	81.4
Additional Child Care Subsidy Transition to Work	Lithgow	92.1
Additional Child Care Subsidy Transition to Work	Litchfield	98.3
Additional Child Care Subsidy Transition to Work	Lismore	77.7
Additional Child Care Subsidy Transition to Work	Light	63.3
Additional Child Care Subsidy Transition to Work	Leeton	112.0

Social Security and Welfare by Local Government Area Average Days to Process - 1 July 2023 - 31 Dec 2023

Service Reason	Local Government Area	Average Days to Process
Additional Child Care Subsidy Transition to Work	Launceston	82.4
Additional Child Care Subsidy Transition to Work	Latrobe (Vic.)	94.1
Additional Child Care Subsidy Transition to Work	Latrobe (Tas.)	49.0
Additional Child Care Subsidy Transition to Work	Lane Cove	67.3
Additional Child Care Subsidy Transition to Work	Lake Macquarie	87.9
Additional Child Care Subsidy Transition to Work	Lachlan	83.5
Additional Child Care Subsidy Transition to Work	Kyogle	105.0
Additional Child Care Subsidy Transition to Work	Kwinana	88.8
Additional Child Care Subsidy Transition to Work	Ku-ring-gai	93.5
Additional Child Care Subsidy Transition to Work	Kojonup	65.0
Additional Child Care Subsidy Transition to Work	Knox	94.6
Additional Child Care Subsidy Transition to Work	Kingston (Vic.)	74.9
Additional Child Care Subsidy Transition to Work	Kingborough	123.0
Additional Child Care Subsidy Transition to Work	Kiama	35.5
Additional Child Care Subsidy Transition to Work	Kentish	23.0
Additional Child Care Subsidy Transition to Work	Kempsey	82.2
Additional Child Care Subsidy Transition to Work	Katherine	104.0
Additional Child Care Subsidy Transition to Work	Katanning	80.0
Additional Child Care Subsidy Transition to Work	Karratha	120.0
Additional Child Care Subsidy Transition to Work	Kalgoorlie-Boulder	108.0
Additional Child Care Subsidy Transition to Work	Kalamunda	75.8
Additional Child Care Subsidy Transition to Work	June	74.7
Additional Child Care Subsidy Transition to Work	Joondalup	81.7
Additional Child Care Subsidy Transition to Work	Isaac	36.5
Additional Child Care Subsidy Transition to Work	Ipswich	83.7
Additional Child Care Subsidy Transition to Work	Inverell	86.1
Additional Child Care Subsidy Transition to Work	Inner West	102.0
Additional Child Care Subsidy Transition to Work	Indigo	66.0
Additional Child Care Subsidy Transition to Work	Huon Valley	64.0
Additional Child Care Subsidy Transition to Work	Hunters Hill	122.0
Additional Child Care Subsidy Transition to Work	Hume	79.1
Additional Child Care Subsidy Transition to Work	Horsham	71.0
Additional Child Care Subsidy Transition to Work	Hornshy	102.0
Additional Child Care Subsidy Transition to Work	Holdfast Bay	87.6
Additional Child Care Subsidy Transition to Work	Hobsons Bay	64.3
Additional Child Care Subsidy Transition to Work	Hobart	61.3
Additional Child Care Subsidy Transition to Work	Hindmarsh	142.0
Additional Child Care Subsidy Transition to Work	Hinchinbrook	107.0
Additional Child Care Subsidy Transition to Work	Hilltops	74.2
Additional Child Care Subsidy Transition to Work	Hepburn	111.0
Additional Child Care Subsidy Transition to Work	Hay	46.0
Additional Child Care Subsidy Transition to Work	Hawkesbury	93.7
Additional Child Care Subsidy Transition to Work	Harvey	91.6
Additional Child Care Subsidy Transition to Work	Halls Creek	14.0
Additional Child Care Subsidy Transition to Work	Gympie	89.3
Additional Child Care Subsidy Transition to Work	Gunnedah	115.0
Additional Child Care Subsidy Transition to Work	Griffith	83.5
Additional Child Care Subsidy Transition to Work	Greater Shepparton	79.1
Additional Child Care Subsidy Transition to Work	Greater Hume	135.0
Additional Child Care Subsidy Transition to Work	Greater Geraldton	96.7
Additional Child Care Subsidy Transition to Work	Greater Geelong	87.7
Additional Child Care Subsidy Transition to Work	Greater Dandenong	79.4
Additional Child Care Subsidy Transition to Work	Greater Bendigo	90.3
Additional Child Care Subsidy Transition to Work	Goulburn Mulwaree	78.4

Social Security and Welfare by Local Government Area Average Days to Process - 1 July 2023 - 31 Dec 2023

Service Reason	Local Government Area	Average Days to Process
Additional Child Care Subsidy Transition to Work	Gosnells	91.6
Additional Child Care Subsidy Transition to Work	Goondivindi	88.4
Additional Child Care Subsidy Transition to Work	Golden Plains	84.0
Additional Child Care Subsidy Transition to Work	Gold Coast	88.5
Additional Child Care Subsidy Transition to Work	Glenorchy	102.0
Additional Child Care Subsidy Transition to Work	Glen Innes Severn	107.0
Additional Child Care Subsidy Transition to Work	Glen Eira	77.6
Additional Child Care Subsidy Transition to Work	Gladstone	88.5
Additional Child Care Subsidy Transition to Work	Gilgandra	70.0
Additional Child Care Subsidy Transition to Work	Georges River	72.5
Additional Child Care Subsidy Transition to Work	George Town	80.7
Additional Child Care Subsidy Transition to Work	Gawler	93.8
Additional Child Care Subsidy Transition to Work	Gannawarra	96.5
Additional Child Care Subsidy Transition to Work	Fremantle	94.0
Additional Child Care Subsidy Transition to Work	Fraser Coast	79.9
Additional Child Care Subsidy Transition to Work	Frankston	85.7
Additional Child Care Subsidy Transition to Work	Forbes	84.8
Additional Child Care Subsidy Transition to Work	Federation	118.0
Additional Child Care Subsidy Transition to Work	Fairfield	76.7
Additional Child Care Subsidy Transition to Work	Exmouth	154.0
Additional Child Care Subsidy Transition to Work	Eurobodalla	92.9
Additional Child Care Subsidy Transition to Work	Etheridge	139.0
Additional Child Care Subsidy Transition to Work	Esperance	107.0
Additional Child Care Subsidy Transition to Work	Edward River	87.6
Additional Child Care Subsidy Transition to Work	East Pilbara	74.0
Additional Child Care Subsidy Transition to Work	East Gippsland	103.0
Additional Child Care Subsidy Transition to Work	East Fremantle	128.0
Additional Child Care Subsidy Transition to Work	Dungog	127.0
Additional Child Care Subsidy Transition to Work	Dubbo	70.6
Additional Child Care Subsidy Transition to Work	Douglas	97.6
Additional Child Care Subsidy Transition to Work	Dorset	118.0
Additional Child Care Subsidy Transition to Work	Donnybrook-Balingup	92.0
Additional Child Care Subsidy Transition to Work	Devonport	76.0
Additional Child Care Subsidy Transition to Work	Derwent Valley	77.6
Additional Child Care Subsidy Transition to Work	Derby-West Kimberley	138.0
Additional Child Care Subsidy Transition to Work	Denmark	75.0
Additional Child Care Subsidy Transition to Work	Darwin	91.8
Additional Child Care Subsidy Transition to Work	Darebin	90.9
Additional Child Care Subsidy Transition to Work	Dardanup	88.3
Additional Child Care Subsidy Transition to Work	Dandaragan	94.0
Additional Child Care Subsidy Transition to Work	Cunderdin	77.0
Additional Child Care Subsidy Transition to Work	Cumberland	78.6
Additional Child Care Subsidy Transition to Work	Cowra	98.1
Additional Child Care Subsidy Transition to Work	Corrigin	63.5
Additional Child Care Subsidy Transition to Work	Corangamite	118.0
Additional Child Care Subsidy Transition to Work	Copper Coast	103.0
Additional Child Care Subsidy Transition to Work	Cootamundra-Gundagai	82.2
Additional Child Care Subsidy Transition to Work	Coorong	69.0
Additional Child Care Subsidy Transition to Work	Coolgardie	86.0
Additional Child Care Subsidy Transition to Work	Coolamon	121.0
Additional Child Care Subsidy Transition to Work	Cooper Pedy	44.0
Additional Child Care Subsidy Transition to Work	Collie	74.3
Additional Child Care Subsidy Transition to Work	Colac Otway	92.0
Additional Child Care Subsidy Transition to Work	Coffs Harbour	75.3

Social Security and Welfare by Local Government Area Average Days to Process - 1 July 2023 - 31 Dec 2023

Service Reason	Local Government Area	Average Days to Process
Additional Child Care Subsidy Transition to Work	Cockburn	92.1
Additional Child Care Subsidy Transition to Work	Cloncurry	110.0
Additional Child Care Subsidy Transition to Work	Clarence Valley	80.5
Additional Child Care Subsidy Transition to Work	Clarence	67.2
Additional Child Care Subsidy Transition to Work	Claremont	20.5
Additional Child Care Subsidy Transition to Work	Clare and Gilbert Valleys	91.5
Additional Child Care Subsidy Transition to Work	Circular Head	79.2
Additional Child Care Subsidy Transition to Work	Christmas Island	54.0
Additional Child Care Subsidy Transition to Work	Chittering	121.0
Additional Child Care Subsidy Transition to Work	Charters Towers	58.6
Additional Child Care Subsidy Transition to Work	Charles Sturt	83.4
Additional Child Care Subsidy Transition to Work	Cessnock	96.5
Additional Child Care Subsidy Transition to Work	Central Highlands (Tas.)	78.0
Additional Child Care Subsidy Transition to Work	Central Highlands (Qld)	112.0
Additional Child Care Subsidy Transition to Work	Central Goldfields	122.0
Additional Child Care Subsidy Transition to Work	Central Coast (Tas.)	98.9
Additional Child Care Subsidy Transition to Work	Central Coast (NSW)	83.3
Additional Child Care Subsidy Transition to Work	Cassowary Coast	92.2
Additional Child Care Subsidy Transition to Work	Casey	87.3
Additional Child Care Subsidy Transition to Work	Carrathool	120.0
Additional Child Care Subsidy Transition to Work	Carpentaria	89.5
Additional Child Care Subsidy Transition to Work	Cardinia	89.4
Additional Child Care Subsidy Transition to Work	Capel	49.5
Additional Child Care Subsidy Transition to Work	Canterbury-Bankstown	81.0
Additional Child Care Subsidy Transition to Work	Canning	94.3
Additional Child Care Subsidy Transition to Work	Canada Bay	104.0
Additional Child Care Subsidy Transition to Work	Campbelltown (SA)	113.0
Additional Child Care Subsidy Transition to Work	Campbelltown (NSW)	90.2
Additional Child Care Subsidy Transition to Work	Campanse	67.5
Additional Child Care Subsidy Transition to Work	Camden	79.6
Additional Child Care Subsidy Transition to Work	Cairns	91.5
Additional Child Care Subsidy Transition to Work	Cabonne	65.8
Additional Child Care Subsidy Transition to Work	Byron	85.6
Additional Child Care Subsidy Transition to Work	Bussetton	72.0
Additional Child Care Subsidy Transition to Work	Burwood	71.6
Additional Child Care Subsidy Transition to Work	Burnside	91.5
Additional Child Care Subsidy Transition to Work	Burnie	89.6
Additional Child Care Subsidy Transition to Work	Burdakin	64.7
Additional Child Care Subsidy Transition to Work	Bundaberg	90.5
Additional Child Care Subsidy Transition to Work	Bunbury	112.0
Additional Child Care Subsidy Transition to Work	Bulloo	71.0
Additional Child Care Subsidy Transition to Work	Bruce Rock	40.0
Additional Child Care Subsidy Transition to Work	Broken Hill	86.2
Additional Child Care Subsidy Transition to Work	Brisbane	90.1
Additional Child Care Subsidy Transition to Work	Brimbank	91.5
Additional Child Care Subsidy Transition to Work	Brighton	88.9
Additional Child Care Subsidy Transition to Work	Bridgetown-Greenbushes	71.5
Additional Child Care Subsidy Transition to Work	Break O'Day	47.0
Additional Child Care Subsidy Transition to Work	Boroondara	102.0
Additional Child Care Subsidy Transition to Work	Bogan	45.0
Additional Child Care Subsidy Transition to Work	Boddington	90.0
Additional Child Care Subsidy Transition to Work	Blue Mountains	87.6
Additional Child Care Subsidy Transition to Work	Blayney	97.7
Additional Child Care Subsidy Transition to Work	Bland	73.0

Social Security and Welfare by Local Government Area Average Days to Process - 1 July 2023 - 31 Dec 2023

Service Reason	Local Government Area	Average Days to Process
Additional Child Care Subsidy Transition to Work	Blacktown	90.1
Additional Child Care Subsidy Transition to Work	Beverley	118.0
Additional Child Care Subsidy Transition to Work	Berrigan	97.3
Additional Child Care Subsidy Transition to Work	Berri Barrera	136.0
Additional Child Care Subsidy Transition to Work	Benalla	109.0
Additional Child Care Subsidy Transition to Work	Belmont	98.4
Additional Child Care Subsidy Transition to Work	Bellingen	110.0
Additional Child Care Subsidy Transition to Work	Bega Valley	54.0
Additional Child Care Subsidy Transition to Work	Bayswater	85.6
Additional Child Care Subsidy Transition to Work	Bayside (Vic.)	93.3
Additional Child Care Subsidy Transition to Work	Bayside (NSW)	80.0
Additional Child Care Subsidy Transition to Work	Baw Baw	95.0
Additional Child Care Subsidy Transition to Work	Bathurst	80.8
Additional Child Care Subsidy Transition to Work	Bassendean	85.7
Additional Child Care Subsidy Transition to Work	Bass Coast	90.9
Additional Child Care Subsidy Transition to Work	Barossa	80.6
Additional Child Care Subsidy Transition to Work	Barcoo	153.0
Additional Child Care Subsidy Transition to Work	Banyule	63.1
Additional Child Care Subsidy Transition to Work	Banana	104.0
Additional Child Care Subsidy Transition to Work	Balranald	111.0
Additional Child Care Subsidy Transition to Work	Balonne	122.0
Additional Child Care Subsidy Transition to Work	Ballina	75.1
Additional Child Care Subsidy Transition to Work	Ballarat	83.8
Additional Child Care Subsidy Transition to Work	Aurukun	126.0
Additional Child Care Subsidy Transition to Work	Augusta Margaret River	49.5
Additional Child Care Subsidy Transition to Work	Ashburton	153.0
Additional Child Care Subsidy Transition to Work	Armidale	91.6
Additional Child Care Subsidy Transition to Work	Armadale	80.0
Additional Child Care Subsidy Transition to Work	Ararat	62.2
Additional Child Care Subsidy Transition to Work	Alice Springs	44.8
Additional Child Care Subsidy Transition to Work	Alexandrina	113.0
Additional Child Care Subsidy Transition to Work	Albury	85.9
Additional Child Care Subsidy Transition to Work	Albany	94.3
Additional Child Care Subsidy Transition to Work	Adelaide Plains	115.0
Additional Child Care Subsidy Transition to Work	Adelaide Hills	90.0
Additional Child Care Subsidy Transition to Work	Adelaide	82.3
Age Pension	Yorke Peninsula	49.2
Age Pension	York	71.5
Age Pension	Yilgarn	18.0
Age Pension	Yass Valley	56.1
Age Pension	Yarriambiack	78.0
Age Pension	Yarrabah	51.0
Age Pension	Yarra Ranges	78.1
Age Pension	Yarra	59.1
Age Pension	Yankalilla	74.8
Age Pension	Wyndham-East Kimberley	93.1
Age Pension	Wyndham	78.9
Age Pension	Wudinna	7.8
Age Pension	Woolahra	77.0
Age Pension	Woodanilling	77.5
Age Pension	Wongan-Ballidu	3.0
Age Pension	Wollongong	68.5
Age Pension	Wollondilly	86.4
Age Pension	Wodonga	69.5

Social Security and Welfare by Local Government Area Average Days to Process - 1 July 2023 - 31 Dec 2023

Service Reason	Local Government Area	Average Days to Process
Age Pension	Winton	102.0
Age Pension	Wingecarribee	85.0
Age Pension	Wiluna	76.7
Age Pension	Willoughby	81.9
Age Pension	Williams	141.0
Age Pension	Whyalla	68.8
Age Pension	Whitesea	69.8
Age Pension	Whitsunday	71.8
Age Pension	Whitehorse	74.8
Age Pension	Western Downs	61.8
Age Pension	West Wimmera	71.2
Age Pension	West Torrens	75.4
Age Pension	West Tamar	85.1
Age Pension	West Coast	61.8
Age Pension	West Arthur	104.0
Age Pension	West Arnhem	150.0
Age Pension	Wentworth	42.6
Age Pension	Wellington	61.7
Age Pension	Welpa	16.0
Age Pension	Weddin	50.4
Age Pension	Waverley	72.5
Age Pension	Wattle Range	77.4
Age Pension	Warrumbungle	70.4
Age Pension	Warrnambool	70.5
Age Pension	Warren	103.0
Age Pension	Waroona	120.0
Age Pension	Waratah-Wynyard	54.1
Age Pension	Wanneroo	83.7
Age Pension	Wangaratta	75.8
Age Pension	Wandering	134.0
Age Pension	Walkerville	96.5
Age Pension	Walgett	42.6
Age Pension	Walcha	71.5
Age Pension	Wakefield	55.1
Age Pension	Wagin	76.9
Age Pension	Wagga Wagga	77.8
Age Pension	Wagait	60.5
Age Pension	Vincent	68.7
Age Pension	Victoria Park	90.3
Age Pension	Victoria Daly	77.5
Age Pension	Victor Harbor	74.6
Age Pension	Uralla	86.3
Age Pension	Upper Lachlan	90.0
Age Pension	Upper Hunter	83.3
Age Pension	Upper Gascoyne	53.0
Age Pension	Unley	84.3
Age Pension	Unincorporated SA	82.2
Age Pension	Unincorporated NT	61.3
Age Pension	Unincorporated NSW	4.0
Age Pension	Unincorporated ACT	69.4
Age Pension	Unincorp. Other Territories	211.0
Age Pension	Tweed	73.7
Age Pension	Tumby Bay	35.8
Age Pension	Towong	50.5

Social Security and Welfare by Local Government Area Average Days to Process - 1 July 2023 - 31 Dec 2023

Service Reason	Local Government Area	Average Days to Process
Age Pension	Townsville	67.6
Age Pension	Torres Strait Island	51.3
Age Pension	Torres	66.8
Age Pension	Toowoomba	68.3
Age Pension	Toodyay	79.2
Age Pension	Tiwi Islands	58.0
Age Pension	The Hills	83.7
Age Pension	Tenterfield	79.0
Age Pension	Temora	83.8
Age Pension	Tea Tree Gully	69.9
Age Pension	Tatara	68.0
Age Pension	Tasman	50.6
Age Pension	Tamworth	77.6
Age Pension	Tammin	70.5
Age Pension	Tablelands	80.3
Age Pension	Sydney	63.2
Age Pension	Swan Hill	66.0
Age Pension	Swan	75.1
Age Pension	Sutherland	78.1
Age Pension	Surf Coast	70.4
Age Pension	Sunshine Coast	77.0
Age Pension	Subiaco	71.5
Age Pension	Streaky Bay	46.7
Age Pension	Strathfield	72.1
Age Pension	Strathbogie	56.0
Age Pension	Stonnington	76.2
Age Pension	Stirling	78.1
Age Pension	Southern Midlands	81.3
Age Pension	Southern Grampians	73.9
Age Pension	Southern Downs	76.2
Age Pension	South Perth	82.2
Age Pension	South Gippsland	75.8
Age Pension	South Burnett	73.1
Age Pension	Sorell	83.3
Age Pension	Somerset	76.5
Age Pension	Snowy Valleys	87.0
Age Pension	Snowy Monaro	80.8
Age Pension	Singleton	68.0
Age Pension	Shoalhaven	71.9
Age Pension	Shellharbour	65.6
Age Pension	Shark Bay	88.0
Age Pension	Serpentine-Jarrahdale	67.1
Age Pension	Scenic Rim	67.9
Age Pension	Salisbury	60.7
Age Pension	Ryde	73.2
Age Pension	Roper Gulf	21.0
Age Pension	Rockingham	83.6
Age Pension	Rockhampton	70.8
Age Pension	Robe	71.2
Age Pension	Richmond Valley	86.1
Age Pension	Richmond	79.0
Age Pension	Renmark Paringa	70.6
Age Pension	Redland	72.1
Age Pension	Ravensthorpe	48.7

Social Security and Welfare by Local Government Area Average Days to Process - 1 July 2023 - 31 Dec 2023

Service Reason	Local Government Area	Average Days to Process
Age Pension	Randwick	76.4
Age Pension	Queenscliffe	62.3
Age Pension	Queanbeyan-Palerang	75.5
Age Pension	Quairading	72.0
Age Pension	Pyrenees	65.0
Age Pension	Prospect	78.2
Age Pension	Port Stephens	70.2
Age Pension	Port Pirie	56.1
Age Pension	Port Phillip	79.0
Age Pension	Port Macquarie-Hastings	75.2
Age Pension	Port Lincoln	78.4
Age Pension	Port Hedland	96.9
Age Pension	Port Augusta	58.9
Age Pension	Port Adelaide Enfield	70.1
Age Pension	Pormpuraaw	133.0
Age Pension	Playford	70.5
Age Pension	Plantagenet	67.5
Age Pension	Pingelly	44.0
Age Pension	Peterborough	62.9
Age Pension	Perth	72.5
Age Pension	Perth	67.8
Age Pension	Parramatta	76.2
Age Pension	Paroo	8.3
Age Pension	Parkes	87.9
Age Pension	Palmerston	80.4
Age Pension	Palm Island	0.0
Age Pension	Orroroo Carrieton	160.0
Age Pension	Orange	64.4
Age Pension	Onkaparinga	75.4
Age Pension	Oberon	86.3
Age Pension	Norwood Payneham and St Peters	68.2
Age Pension	Northern Peninsula Area	12.3
Age Pension	Northern Midlands	64.8
Age Pension	Northern Gramplians	38.7
Age Pension	Northern Beaches	75.7
Age Pension	Northern Areas	69.5
Age Pension	Northampton	66.3
Age Pension	Northam	89.5
Age Pension	North Sydney	68.0
Age Pension	North Burnett	63.2
Age Pension	Noosa	79.0
Age Pension	Nillumbik	78.3
Age Pension	Ngaanyatjarraku	19.3
Age Pension	Newcastle	74.7
Age Pension	Nedlands	80.4
Age Pension	Narramine	71.9
Age Pension	Narrogin	77.6
Age Pension	Narrandera	75.4
Age Pension	Narrabri	80.1
Age Pension	Narembeen	86.3
Age Pension	Naracoorte Lucindale	44.2
Age Pension	Napranum	91.0
Age Pension	Nannup	78.5
Age Pension	Nambucca Valley	77.2

Social Security and Welfare by Local Government Area Average Days to Process - 1 July 2023 - 31 Dec 2023

Service Reason	Local Government Area	Average Days to Process
Age Pension	Muswellbrook	66.4
Age Pension	Murweh	42.8
Age Pension	Murrumbidgee	66.2
Age Pension	Murrindindi	65.8
Age Pension	Murray River	79.1
Age Pension	Murray Bridge	71.7
Age Pension	Murray	91.6
Age Pension	Mundaring	77.7
Age Pension	Moyne	85.9
Age Pension	Mount Remarkable	79.9
Age Pension	Mount Isa	70.7
Age Pension	Mount Gambier	63.3
Age Pension	Mount Barker	77.1
Age Pension	Mount Alexander	78.3
Age Pension	Mosman Park	76.5
Age Pension	Mosman	67.3
Age Pension	Mornington Peninsula	73.1
Age Pension	Mornington	98.0
Age Pension	Moreton Bay	71.5
Age Pension	Moreland	63.2
Age Pension	Moree Plains	93.6
Age Pension	Moorabool	80.9
Age Pension	Moorra	66.3
Age Pension	Moonee Valley	74.4
Age Pension	Monash	68.1
Age Pension	Moira	77.0
Age Pension	Mitchell	73.0
Age Pension	Mitcham	73.2
Age Pension	Mildura	67.2
Age Pension	Mid-Western	80.6
Age Pension	Mid-Coast	71.3
Age Pension	Mid Murray	92.3
Age Pension	Merredin	71.5
Age Pension	Menzies	22.0
Age Pension	Melville	83.1
Age Pension	Melton	74.9
Age Pension	Melbourne	66.3
Age Pension	Meander Valley	78.3
Age Pension	MaroonDAH	70.8
Age Pension	Marion	69.8
Age Pension	Maribyrnong	71.2
Age Pension	Marreeba	60.4
Age Pension	Maranoa	68.4
Age Pension	Mapoon	96.0
Age Pension	Mansfield	66.9
Age Pension	Manningham	78.8
Age Pension	Manjimup	84.4
Age Pension	Mandurah	80.6
Age Pension	Maitland	70.3
Age Pension	Mackay	66.2
Age Pension	Macedon Ranges	76.8
Age Pension	MacDonnell	0.0
Age Pension	Loxton Waikerie	73.3
Age Pension	Lower Eyre Peninsula	75.5

Social Security and Welfare by Local Government Area Average Days to Process - 1 July 2023 - 31 Dec 2023

Service Reason	Local Government Area	Average Days to Process
Age Pension	Longreach	105.0
Age Pension	Logan	70.2
Age Pension	Loddon	51.3
Age Pension	Lockyer Valley	65.3
Age Pension	Lockhart	19.3
Age Pension	Livingstone	80.2
Age Pension	Liverpool Plains	45.4
Age Pension	Liverpool	68.7
Age Pension	Lithgow	65.6
Age Pension	Litchfield	57.8
Age Pension	Lismore	83.9
Age Pension	Light	64.5
Age Pension	Leonora	112.0
Age Pension	Leeton	63.0
Age Pension	Laverton	68.3
Age Pension	Launceston	73.0
Age Pension	Latrobe (Vic.)	73.7
Age Pension	Latrobe (Tas.)	87.9
Age Pension	Lane Cove	75.2
Age Pension	Lake Macquarie	71.2
Age Pension	Lake Grace	7.7
Age Pension	Lachlan	48.0
Age Pension	Kyogle	77.8
Age Pension	Kwinana	82.9
Age Pension	Ku-ring-gai	80.7
Age Pension	Koorda	81.7
Age Pension	Kondinin	82.3
Age Pension	Kojonup	158.0
Age Pension	Knox	74.2
Age Pension	Kingston (Vic.)	68.7
Age Pension	Kingston (SA)	63.8
Age Pension	Kingborough	79.1
Age Pension	King Island	45.0
Age Pension	Kimba	209.0
Age Pension	Kiama	67.3
Age Pension	Kentish	80.0
Age Pension	Kempsey	65.4
Age Pension	Kellerberrin	112.0
Age Pension	Katherine	79.8
Age Pension	Katanning	121.0
Age Pension	Karratha	92.1
Age Pension	Karoonda East Murray	18.5
Age Pension	Kangaroo Island	111.0
Age Pension	Kalgoorlie-Boulder	78.2
Age Pension	Kalamunda	83.8
Age Pension	June	79.8
Age Pension	Joondalup	77.6
Age Pension	Isaac	50.2
Age Pension	Irwin	90.8
Age Pension	Ipswich	64.6
Age Pension	Inverell	58.9
Age Pension	Inner West	65.3
Age Pension	Indigo	83.2
Age Pension	Huon Valley	88.2

Social Security and Welfare by Local Government Area Average Days to Process - 1 July 2023 - 31 Dec 2023

Service Reason	Local Government Area	Average Days to Process
Age Pension	Hunters Hill	80.8
Age Pension	Hume	63.6
Age Pension	Horsham	69.1
Age Pension	Hornsbly	78.6
Age Pension	Holdfast Bay	76.9
Age Pension	Hobsons Bay	70.6
Age Pension	Hobart	64.5
Age Pension	Hindmarsh	37.9
Age Pension	Hinchinbrook	49.7
Age Pension	Hilltops	66.9
Age Pension	Hepburn	66.4
Age Pension	Hay	20.0
Age Pension	Hawkesbury	77.0
Age Pension	Harvey	75.3
Age Pension	Halls Creek	2.0
Age Pension	Gympie	72.6
Age Pension	Gwydir	17.5
Age Pension	Gunnedah	76.0
Age Pension	Griffith	78.9
Age Pension	Greater Shepparton	70.6
Age Pension	Greater Hume	86.7
Age Pension	Greater Geraldton	67.4
Age Pension	Greater Geelong	70.8
Age Pension	Greater Dandenong	64.4
Age Pension	Greater Bendigo	75.7
Age Pension	Grant	70.8
Age Pension	Goyder	38.7
Age Pension	Goulburn Mulwaree	69.8
Age Pension	Gosnells	74.3
Age Pension	Goondiwindi	93.7
Age Pension	Goomalling	0.0
Age Pension	Golden Plains	75.9
Age Pension	Gold Coast	78.3
Age Pension	Gnowangerup	77.5
Age Pension	Glenorchy	70.2
Age Pension	Glenelg	67.6
Age Pension	Glen Innes Severn	81.3
Age Pension	Glen Elira	78.5
Age Pension	Glamorgan-Spring Bay	88.0
Age Pension	Gladstone	77.4
Age Pension	Gingin	89.9
Age Pension	Gilgandra	81.5
Age Pension	Georges River	78.4
Age Pension	George Town	72.6
Age Pension	Gawler	62.5
Age Pension	Gannawarra	93.9
Age Pension	Fremantle	95.0
Age Pension	Fraser Coast	69.4
Age Pension	Frankston	69.5
Age Pension	Franklin Harbour	69.1
Age Pension	Forbes	73.9
Age Pension	Flinders Ranges	56.0
Age Pension	Flinders (Tas.)	36.0
Age Pension	Flinders (Qld)	59.0

Social Security and Welfare by Local Government Area Average Days to Process - 1 July 2023 - 31 Dec 2023

Service Reason	Local Government Area	Average Days to Process
Age Pension	Federation	80.5
Age Pension	Fairfield	60.4
Age Pension	Exmouth	77.0
Age Pension	Eurobodalla	55.0
Age Pension	Etheridge	77.0
Age Pension	Esperance	81.3
Age Pension	Elliston	138.0
Age Pension	Edward River	92.1
Age Pension	East Pilbara	105.0
Age Pension	East Gippsland	69.9
Age Pension	East Fremantle	112.0
Age Pension	East Arnhem	26.8
Age Pension	Dungog	99.3
Age Pension	Dundas	109.0
Age Pension	Dubbo	73.3
Age Pension	Dowerin	17.0
Age Pension	Douglas	77.1
Age Pension	Dorset	102.0
Age Pension	Doomadgee	16.0
Age Pension	Donnybrook-Balingup	75.4
Age Pension	Devonport	70.0
Age Pension	Derwent Valley	54.1
Age Pension	Derby-West Kimberley	71.3
Age Pension	Denmark	89.4
Age Pension	Darwin Waterfront Precinct	81.0
Age Pension	Darwin	70.0
Age Pension	Darebin	72.1
Age Pension	Dardanup	83.8
Age Pension	Dandaragan	63.5
Age Pension	Dalwallinu	89.0
Age Pension	Cunderdin	59.7
Age Pension	Cumberland	67.4
Age Pension	Cue	84.5
Age Pension	Cuballing	141.0
Age Pension	Croydon	157.0
Age Pension	Cranbrook	13.5
Age Pension	Cowra	69.2
Age Pension	Cottesloe	43.1
Age Pension	Corrigin	101.0
Age Pension	Corangamite	79.5
Age Pension	Copper Coast	65.6
Age Pension	Cootamundra-Gundagai	65.4
Age Pension	Coorow	104.0
Age Pension	Coorong	60.1
Age Pension	Coonamble	30.7
Age Pension	Coomalie	61.8
Age Pension	Coolgardie	57.7
Age Pension	Coolamon	76.8
Age Pension	Cook	75.3
Age Pension	Coober Pedy	84.5
Age Pension	Collie	44.3
Age Pension	Colac Otway	84.0
Age Pension	Coffs Harbour	69.9
Age Pension	Cocos Islands	35.0

Social Security and Welfare by Local Government Area Average Days to Process - 1 July 2023 - 31 Dec 2023

Service Reason	Local Government Area	Average Days to Process
Age Pension	Cockburn	75.3
Age Pension	Cobar	83.8
Age Pension	Cloncurry	143.0
Age Pension	Cleve	119.0
Age Pension	Clarence Valley	64.8
Age Pension	Clarence	64.8
Age Pension	Claremont	61.0
Age Pension	Clare and Gilbert Valleys	83.1
Age Pension	Circular Head	63.1
Age Pension	Christmas Island	69.8
Age Pension	Chittering	102.0
Age Pension	Charters Towers	82.0
Age Pension	Charles Sturt	74.2
Age Pension	Chapman Valley	86.2
Age Pension	Cessnock	71.1
Age Pension	Central Highlands (Tas.)	79.8
Age Pension	Central Highlands (Qld)	62.0
Age Pension	Central Goldfields	39.4
Age Pension	Central Desert	8.0
Age Pension	Central Darling	92.0
Age Pension	Central Coast (Tas.)	75.3
Age Pension	Central Coast (NSW)	76.1
Age Pension	Ceduna	62.3
Age Pension	Cassowary Coast	79.7
Age Pension	Casey	71.2
Age Pension	Carrathool	91.6
Age Pension	Carpentaria	110.0
Age Pension	Carnarvon	81.3
Age Pension	Cardinia	69.4
Age Pension	Capel	92.5
Age Pension	Canterbury-Bankstown	68.6
Age Pension	Canning	67.9
Age Pension	Canada Bay	63.8
Age Pension	Campbelltown (SA)	66.8
Age Pension	Campbelltown (NSW)	68.7
Age Pension	Campaspe	61.3
Age Pension	Camden	74.6
Age Pension	Cambridge	88.4
Age Pension	Cairns	75.4
Age Pension	Cabonne	73.3
Age Pension	Byron	88.1
Age Pension	Bussetton	87.3
Age Pension	Burwood	68.9
Age Pension	Burnside	73.9
Age Pension	Burnie	73.8
Age Pension	Burdakin	63.7
Age Pension	Bundaberg	70.6
Age Pension	Bunbury	69.6
Age Pension	Buloke	66.4
Age Pension	Bullo	15.0
Age Pension	Bruce Rock	78.8
Age Pension	Broomehill-Tambellup	129.0
Age Pension	Broome	42.9
Age Pension	Brookton	151.0

Social Security and Welfare by Local Government Area Average Days to Process - 1 July 2023 - 31 Dec 2023

Service Reason	Local Government Area	Average Days to Process
Age Pension	Broken Hill	53.3
Age Pension	Brisbane	69.3
Age Pension	Brimbank	68.0
Age Pension	Brighton	84.1
Age Pension	Bridgetown-Greenbushes	75.2
Age Pension	Brewarrina	61.5
Age Pension	Break O'Day	58.9
Age Pension	Boyup Brook	93.0
Age Pension	Bourke	1.0
Age Pension	Boroondara	80.0
Age Pension	Bogan	38.5
Age Pension	Boddington	68.4
Age Pension	Blue Mountains	71.5
Age Pension	Blayney	70.7
Age Pension	Bland	73.7
Age Pension	Blacktown	67.1
Age Pension	Blackall Tambo	88.7
Age Pension	Beverley	78.3
Age Pension	Berrigan	58.9
Age Pension	Berri Barmera	70.1
Age Pension	Benalla	70.9
Age Pension	Belmont	74.8
Age Pension	Bellingen	76.5
Age Pension	Bega Valley	75.5
Age Pension	Bayswater	71.1
Age Pension	Bayside (Vic.)	78.3
Age Pension	Bayside (NSW)	67.4
Age Pension	Baw Baw	68.1
Age Pension	Bathurst	86.1
Age Pension	Bassendean	84.1
Age Pension	Bass Coast	80.0
Age Pension	Barunga West	69.5
Age Pension	Barossa	69.3
Age Pension	Barkly	48.6
Age Pension	Barcaldine	92.7
Age Pension	Banyule	70.0
Age Pension	Banana	56.3
Age Pension	Balranald	50.9
Age Pension	Balonne	69.3
Age Pension	Ballina	59.4
Age Pension	Ballarat	67.4
Age Pension	Augusta Margaret River	85.0
Age Pension	Ashburton	77.0
Age Pension	Armidale	71.8
Age Pension	Armadale	79.0
Age Pension	Ararat	70.4
Age Pension	Anangu Pitjantjatjara Yunkunytjatjara	27.5
Age Pension	Alpine	74.2
Age Pension	Alice Springs	52.0
Age Pension	Alexandrina	76.2
Age Pension	Albury	74.5
Age Pension	Albany	76.5
Age Pension	Adelaide Plains	68.9
Age Pension	Adelaide Hills	85.2

Social Security and Welfare by Local Government Area Average Days to Process - 1 July 2023 - 31 Dec 2023

Service Reason	Local Government Area	Average Days to Process
Age Pension	Adelaide	93.5
Assistance for Isolated Children	Yorke Peninsula	0.0
Assistance for Isolated Children	York	0.3
Assistance for Isolated Children	Yilgarn	0.0
Assistance for Isolated Children	Yass Valley	0.0
Assistance for Isolated Children	Yarra Ranges	0.0
Assistance for Isolated Children	Yarra	0.0
Assistance for Isolated Children	Yankalilla	0.0
Assistance for Isolated Children	Yalgoo	0.0
Assistance for Isolated Children	Wyndham-East Kimberley	0.0
Assistance for Isolated Children	Wyndham	1.5
Assistance for Isolated Children	Wyalkatchem	0.0
Assistance for Isolated Children	Wudinna	0.0
Assistance for Isolated Children	Woollahra	0.0
Assistance for Isolated Children	Woodanilling	0.3
Assistance for Isolated Children	Wongan-Ballidu	0.6
Assistance for Isolated Children	Wollongong	0.0
Assistance for Isolated Children	Wollondilly	0.0
Assistance for Isolated Children	Wodonga	0.0
Assistance for Isolated Children	Winton	0.0
Assistance for Isolated Children	Wingecarribee	0.1
Assistance for Isolated Children	Williams	0.0
Assistance for Isolated Children	Wickepin	0.0
Assistance for Isolated Children	Whyalla	0.0
Assistance for Isolated Children	Whititesea	0.0
Assistance for Isolated Children	Whitsunday	0.3
Assistance for Isolated Children	Whitehorse	0.0
Assistance for Isolated Children	Western Downs	0.1
Assistance for Isolated Children	West Wimmera	0.0
Assistance for Isolated Children	West Torrens	0.0
Assistance for Isolated Children	West Tamar	0.0
Assistance for Isolated Children	West Coast	0.3
Assistance for Isolated Children	West Arnhem	0.7
Assistance for Isolated Children	Wentworth	0.0
Assistance for Isolated Children	Wellington	0.0
Assistance for Isolated Children	Wedin	0.0
Assistance for Isolated Children	Warrumbungle	0.0
Assistance for Isolated Children	Warrambbool	0.0
Assistance for Isolated Children	Warren	0.0
Assistance for Isolated Children	Waroona	0.0
Assistance for Isolated Children	Waratah-Wynyard	0.0
Assistance for Isolated Children	Wanneroo	0.0
Assistance for Isolated Children	Wangaratta	0.0
Assistance for Isolated Children	Walgett	0.0
Assistance for Isolated Children	Walcha	0.0
Assistance for Isolated Children	Wagin	0.0
Assistance for Isolated Children	Wagga Wagga	9.9
Assistance for Isolated Children	Victoria Plains	0.0
Assistance for Isolated Children	Victoria Park	0.0
Assistance for Isolated Children	Victoria Daly	0.0
Assistance for Isolated Children	Victor Harbor	0.2
Assistance for Isolated Children	Uralla	0.0
Assistance for Isolated Children	Upper Lachlan	0.0
Assistance for Isolated Children	Upper Hunter	0.0

Social Security and Welfare by Local Government Area Average Days to Process - 1 July 2023 - 31 Dec 2023

Service Reason	Local Government Area	Average Days to Process
Assistance for Isolated Children	Upper Gascoyne	1.0
Assistance for Isolated Children	Unincorporated Vic	0.0
Assistance for Isolated Children	Unincorporated SA	0.1
Assistance for Isolated Children	Unincorporated NT	0.1
Assistance for Isolated Children	Unincorporated NSW	0.0
Assistance for Isolated Children	Unincorporated ACT	0.1
Assistance for Isolated Children	Tweed	0.0
Assistance for Isolated Children	Trayning	0.0
Assistance for Isolated Children	Towong	0.0
Assistance for Isolated Children	Townsville	0.0
Assistance for Isolated Children	Toowoomba	0.4
Assistance for Isolated Children	Tiwi Islands	0.7
Assistance for Isolated Children	Three Springs	0.0
Assistance for Isolated Children	The Hills	0.0
Assistance for Isolated Children	Tenterfield	0.0
Assistance for Isolated Children	Temora	0.0
Assistance for Isolated Children	Tea Tree Gully	0.0
Assistance for Isolated Children	Tasman	0.0
Assistance for Isolated Children	Tamworth	0.1
Assistance for Isolated Children	Tammin	0.0
Assistance for Isolated Children	Tablelands	0.0
Assistance for Isolated Children	Sydney	0.0
Assistance for Isolated Children	Swan	0.1
Assistance for Isolated Children	Sutherland	0.2
Assistance for Isolated Children	Surf Coast	1.0
Assistance for Isolated Children	Sunshine Coast	0.3
Assistance for Isolated Children	Streaky Bay	0.0
Assistance for Isolated Children	Stonnington	0.0
Assistance for Isolated Children	Stirling	0.2
Assistance for Isolated Children	Southern Mallee	2.0
Assistance for Isolated Children	Southern Downs	0.0
Assistance for Isolated Children	South Perth	0.0
Assistance for Isolated Children	South Gippsland	0.0
Assistance for Isolated Children	South Burnett	0.1
Assistance for Isolated Children	Somerset	0.0
Assistance for Isolated Children	Snowy Valleys	0.0
Assistance for Isolated Children	Snowy Monaro	0.0
Assistance for Isolated Children	Singleton	0.3
Assistance for Isolated Children	Shoalhaven	0.0
Assistance for Isolated Children	Shellharbour	0.0
Assistance for Isolated Children	Shark Bay	0.0
Assistance for Isolated Children	Serpentine-Jarrahdale	0.0
Assistance for Isolated Children	Scenic Rim	0.0
Assistance for Isolated Children	Salisbury	0.1
Assistance for Isolated Children	Ryde	0.0
Assistance for Isolated Children	Roxby Downs	0.0
Assistance for Isolated Children	Roper Gulf	0.0
Assistance for Isolated Children	Rockingham	1.0
Assistance for Isolated Children	Rockhampton	0.1
Assistance for Isolated Children	Richmond Valley	0.0
Assistance for Isolated Children	Richmond	0.0
Assistance for Isolated Children	Redland	0.5
Assistance for Isolated Children	Ravensthorpe	0.6
Assistance for Isolated Children	Randwick	0.0

Social Security and Welfare by Local Government Area Average Days to Process - 1 July 2023 - 31 Dec 2023

Service Reason	Local Government Area	Average Days to Process
Assistance for Isolated Children	Quilpie	0.8
Assistance for Isolated Children	Queanbeyan-Palerang	0.0
Assistance for Isolated Children	Quairading	0.0
Assistance for Isolated Children	Pyrenees	0.0
Assistance for Isolated Children	Port Stephens	0.1
Assistance for Isolated Children	Port Phillip	0.0
Assistance for Isolated Children	Port Macquarie-Hastings	0.0
Assistance for Isolated Children	Port Hedland	0.0
Assistance for Isolated Children	Port Adelaide Enfield	0.4
Assistance for Isolated Children	Playford	0.1
Assistance for Isolated Children	Plantagenet	0.3
Assistance for Isolated Children	Pingelly	2.3
Assistance for Isolated Children	Perenjori	0.5
Assistance for Isolated Children	Perinth	0.0
Assistance for Isolated Children	Parramatta	1.4
Assistance for Isolated Children	Paroo	0.0
Assistance for Isolated Children	Parkes	0.0
Assistance for Isolated Children	Palmerston	0.0
Assistance for Isolated Children	Orange	0.5
Assistance for Isolated Children	Onkaparinga	0.1
Assistance for Isolated Children	Nungarin	0.0
Assistance for Isolated Children	Northern Beaches	0.0
Assistance for Isolated Children	Northam	0.0
Assistance for Isolated Children	North Sydney	0.0
Assistance for Isolated Children	North Burnett	0.0
Assistance for Isolated Children	Noosa	0.1
Assistance for Isolated Children	Ngaanyatjarraku	0.0
Assistance for Isolated Children	Newcastle	0.0
Assistance for Isolated Children	Narrogin	0.0
Assistance for Isolated Children	Narrandera	0.0
Assistance for Isolated Children	Narrabri	0.0
Assistance for Isolated Children	Narembeen	0.0
Assistance for Isolated Children	Naracoorte Lucindale	1.0
Assistance for Isolated Children	Nambucca Valley	0.4
Assistance for Isolated Children	Muswellbrook	0.0
Assistance for Isolated Children	Murweh	0.3
Assistance for Isolated Children	Murrumbidgee	0.0
Assistance for Isolated Children	Murrindindi	0.0
Assistance for Isolated Children	Murray River	0.0
Assistance for Isolated Children	Murray	0.2
Assistance for Isolated Children	Mundaring	0.0
Assistance for Isolated Children	Moyme	0.0
Assistance for Isolated Children	Mount Marshall	3.0
Assistance for Isolated Children	Mount Magnet	0.5
Assistance for Isolated Children	Mount Isa	0.0
Assistance for Isolated Children	Mount Gambier	0.0
Assistance for Isolated Children	Mount Barker	0.0
Assistance for Isolated Children	Mount Alexander	0.0
Assistance for Isolated Children	Mosman Park	0.0
Assistance for Isolated Children	Mornington Peninsula	0.6
Assistance for Isolated Children	Moreton Bay	0.1
Assistance for Isolated Children	Moreland	0.0
Assistance for Isolated Children	Moree Plains	0.0
Assistance for Isolated Children	Moorabool	0.0

Social Security and Welfare by Local Government Area Average Days to Process - 1 July 2023 - 31 Dec 2023

Service Reason	Local Government Area	Average Days to Process
Assistance for Isolated Children	Moora	0.3
Assistance for Isolated Children	Moonee Valley	2.0
Assistance for Isolated Children	Monash	0.0
Assistance for Isolated Children	Moira	0.0
Assistance for Isolated Children	Mitcham	0.2
Assistance for Isolated Children	Mildura	0.0
Assistance for Isolated Children	Mid-Western	0.0
Assistance for Isolated Children	Mid-Coast	0.1
Assistance for Isolated Children	Merredin	0.0
Assistance for Isolated Children	Melville	0.1
Assistance for Isolated Children	Melton	0.0
Assistance for Isolated Children	Meander Valley	0.0
Assistance for Isolated Children	Mckinlay	0.0
Assistance for Isolated Children	MaroonDAH	0.0
Assistance for Isolated Children	Marion	0.0
Assistance for Isolated Children	Maribymong	0.3
Assistance for Isolated Children	Mareeba	0.1
Assistance for Isolated Children	Maranoa	0.4
Assistance for Isolated Children	Manningham	0.1
Assistance for Isolated Children	Mandurah	1.0
Assistance for Isolated Children	Martland	0.2
Assistance for Isolated Children	Mackay	0.0
Assistance for Isolated Children	Macedon Ranges	0.0
Assistance for Isolated Children	Loxton Walkerie	0.0
Assistance for Isolated Children	Lower Eyre Peninsula	0.5
Assistance for Isolated Children	Longreach	0.5
Assistance for Isolated Children	Logan	0.1
Assistance for Isolated Children	Loddon	0.0
Assistance for Isolated Children	Lockyer Valley	0.0
Assistance for Isolated Children	Livingstone	0.1
Assistance for Isolated Children	Liverpool Plains	0.0
Assistance for Isolated Children	Liverpool	0.0
Assistance for Isolated Children	Litchfield	0.0
Assistance for Isolated Children	Lismore	0.0
Assistance for Isolated Children	Light	0.0
Assistance for Isolated Children	Leonora	0.0
Assistance for Isolated Children	Launceston	0.0
Assistance for Isolated Children	Lane Cove	0.0
Assistance for Isolated Children	Lake Macquarie	0.0
Assistance for Isolated Children	Lake Grace	1.4
Assistance for Isolated Children	Lachlan	0.3
Assistance for Isolated Children	Kyogle	0.2
Assistance for Isolated Children	Kwinana	0.5
Assistance for Isolated Children	Ku-ring-gai	0.0
Assistance for Isolated Children	Kulin	0.4
Assistance for Isolated Children	Koorda	0.0
Assistance for Isolated Children	Kondinin	0.4
Assistance for Isolated Children	Kojonup	0.0
Assistance for Isolated Children	Knox	0.0
Assistance for Isolated Children	Kingston (Vic.)	0.0
Assistance for Isolated Children	Kingston (SA)	0.0
Assistance for Isolated Children	Kingborough	0.0
Assistance for Isolated Children	King Island	0.0
Assistance for Isolated Children	Kimba	0.0

Social Security and Welfare by Local Government Area Average Days to Process - 1 July 2023 - 31 Dec 2023

Service Reason	Local Government Area	Average Days to Process
Assistance for Isolated Children	Kiama	0.0
Assistance for Isolated Children	Kent	1.0
Assistance for Isolated Children	Kempsey	1.5
Assistance for Isolated Children	Katanning	4.0
Assistance for Isolated Children	Karratha	0.5
Assistance for Isolated Children	Kalgoorlie-Boulder	0.0
Assistance for Isolated Children	Kalamunda	0.1
Assistance for Isolated Children	June	0.0
Assistance for Isolated Children	Joondalup	0.2
Assistance for Isolated Children	Jerramungup	0.0
Assistance for Isolated Children	Isaac	0.1
Assistance for Isolated Children	Irwin	0.0
Assistance for Isolated Children	Ipswich	0.2
Assistance for Isolated Children	Inner West	0.0
Assistance for Isolated Children	Huon Valley	0.0
Assistance for Isolated Children	Hume	0.2
Assistance for Isolated Children	Horsham	0.0
Assistance for Isolated Children	Hornsby	0.0
Assistance for Isolated Children	Hope Vale	0.0
Assistance for Isolated Children	Holdfast Bay	0.0
Assistance for Isolated Children	Hobsons Bay	0.0
Assistance for Isolated Children	Hilltops	0.0
Assistance for Isolated Children	Hay	0.0
Assistance for Isolated Children	Hawkesbury	1.4
Assistance for Isolated Children	Harvey	0.0
Assistance for Isolated Children	Halls Creek	0.0
Assistance for Isolated Children	Gympie	0.0
Assistance for Isolated Children	Gwydir	0.0
Assistance for Isolated Children	Gunnedah	0.0
Assistance for Isolated Children	Greater Shepparton	0.0
Assistance for Isolated Children	Greater Hume	0.0
Assistance for Isolated Children	Greater Geraldton	0.0
Assistance for Isolated Children	Greater Geelong	0.0
Assistance for Isolated Children	Greater Dandenong	3.0
Assistance for Isolated Children	Greater Bendigo	0.1
Assistance for Isolated Children	Goulburn Mulwaree	0.0
Assistance for Isolated Children	Gosnells	0.0
Assistance for Isolated Children	Goondiwindi	0.0
Assistance for Isolated Children	Goomalling	0.0
Assistance for Isolated Children	Golden Plains	0.0
Assistance for Isolated Children	Gold Coast	0.3
Assistance for Isolated Children	Gnowangerrup	0.0
Assistance for Isolated Children	Glenorchy	0.0
Assistance for Isolated Children	Glenelg	0.0
Assistance for Isolated Children	Glen Innes Severn	0.0
Assistance for Isolated Children	Glen Eira	0.0
Assistance for Isolated Children	Glamorgan-Spring Bay	0.8
Assistance for Isolated Children	Gladstone	0.2
Assistance for Isolated Children	Gingin	0.3
Assistance for Isolated Children	Gilgandra	0.0
Assistance for Isolated Children	Georges River	0.0
Assistance for Isolated Children	Gawler	0.1
Assistance for Isolated Children	Gannawarra	0.0
Assistance for Isolated Children	Fremantle	0.0

Social Security and Welfare by Local Government Area Average Days to Process - 1 July 2023 - 31 Dec 2023

Service Reason	Local Government Area	Average Days to Process
Assistance for Isolated Children	Fraser Coast	0.1
Assistance for Isolated Children	Frankston	1.0
Assistance for Isolated Children	Forbes	0.0
Assistance for Isolated Children	Flinders Ranges	0.0
Assistance for Isolated Children	Flinders (Tas.)	0.0
Assistance for Isolated Children	Flinders (Qld)	0.0
Assistance for Isolated Children	Federation	3.0
Assistance for Isolated Children	Fairfield	0.0
Assistance for Isolated Children	Exmouth	0.4
Assistance for Isolated Children	Eurobodalla	0.0
Assistance for Isolated Children	Etheridge	0.0
Assistance for Isolated Children	Esperance	0.0
Assistance for Isolated Children	Elliston	0.0
Assistance for Isolated Children	Edward River	0.0
Assistance for Isolated Children	East Gippsland	0.5
Assistance for Isolated Children	East Fremantle	0.0
Assistance for Isolated Children	East Arnhem	0.0
Assistance for Isolated Children	Dungog	0.0
Assistance for Isolated Children	Dundas	0.0
Assistance for Isolated Children	Dumblenyung	0.9
Assistance for Isolated Children	Dubbo	0.0
Assistance for Isolated Children	Dowerin	0.0
Assistance for Isolated Children	Douglas	0.0
Assistance for Isolated Children	Donnybrook-Balingup	0.0
Assistance for Isolated Children	Diamantina	0.0
Assistance for Isolated Children	Devonport	0.0
Assistance for Isolated Children	Derwent Valley	0.0
Assistance for Isolated Children	Derby-West Kimberley	0.3
Assistance for Isolated Children	Denmark	0.0
Assistance for Isolated Children	Darwin	0.0
Assistance for Isolated Children	Darebin	0.3
Assistance for Isolated Children	Dardanup	2.5
Assistance for Isolated Children	Dandaragan	0.0
Assistance for Isolated Children	Dalwallinu	0.0
Assistance for Isolated Children	Cunderdin	0.0
Assistance for Isolated Children	Cumberland	0.3
Assistance for Isolated Children	Cuballing	0.0
Assistance for Isolated Children	Croydon	0.0
Assistance for Isolated Children	Cranbrook	0.0
Assistance for Isolated Children	Cowra	0.0
Assistance for Isolated Children	Corrigin	0.0
Assistance for Isolated Children	Coorow	0.0
Assistance for Isolated Children	Coonamble	0.0
Assistance for Isolated Children	Coolgardie	0.0
Assistance for Isolated Children	Cook	0.0
Assistance for Isolated Children	Coober Pedy	0.0
Assistance for Isolated Children	Colac Otway	0.4
Assistance for Isolated Children	Coffs Harbour	0.0
Assistance for Isolated Children	Cocos Islands	0.0
Assistance for Isolated Children	Cockburn	0.0
Assistance for Isolated Children	Cobar	0.0
Assistance for Isolated Children	Cloncurry	0.0
Assistance for Isolated Children	Clarence Valley	0.1
Assistance for Isolated Children	Clarence	0.0

Social Security and Welfare by Local Government Area Average Days to Process - 1 July 2023 - 31 Dec 2023

Service Reason	Local Government Area	Average Days to Process
Assistance for Isolated Children	Clare and Gilbert Valleys	0.3
Assistance for Isolated Children	Chittering	0.8
Assistance for Isolated Children	Charters Towers	0.0
Assistance for Isolated Children	Charles Sturt	0.1
Assistance for Isolated Children	Cessnock	0.0
Assistance for Isolated Children	Central Highlands (Tas.)	0.0
Assistance for Isolated Children	Central Highlands (Qld)	0.2
Assistance for Isolated Children	Central Goldfields	0.0
Assistance for Isolated Children	Central Darling	0.9
Assistance for Isolated Children	Central Coast (Tas.)	0.0
Assistance for Isolated Children	Central Coast (NSW)	0.4
Assistance for Isolated Children	Ceduna	0.0
Assistance for Isolated Children	Cassowary Coast	0.5
Assistance for Isolated Children	Casey	0.4
Assistance for Isolated Children	Carrathool	0.0
Assistance for Isolated Children	Carpentaria	2.3
Assistance for Isolated Children	Carnarvon	0.0
Assistance for Isolated Children	Carnamah	0.0
Assistance for Isolated Children	Cardinia	0.1
Assistance for Isolated Children	Capel	0.0
Assistance for Isolated Children	Canterbury-Bankstown	0.0
Assistance for Isolated Children	Canning	0.0
Assistance for Isolated Children	Canada Bay	3.0
Assistance for Isolated Children	Campbelltown (SA)	0.0
Assistance for Isolated Children	Campbelltown (NSW)	0.0
Assistance for Isolated Children	Campanse	0.0
Assistance for Isolated Children	Camden	0.0
Assistance for Isolated Children	Cambridge	0.0
Assistance for Isolated Children	Cairns	0.2
Assistance for Isolated Children	Byron	0.0
Assistance for Isolated Children	Busselton	0.5
Assistance for Isolated Children	Burnie	0.0
Assistance for Isolated Children	Burke	0.0
Assistance for Isolated Children	Bundaberg	0.1
Assistance for Isolated Children	Bunbury	0.0
Assistance for Isolated Children	Bullioo	0.7
Assistance for Isolated Children	Bruce Rock	0.0
Assistance for Isolated Children	Broomehill-Tambellup	0.0
Assistance for Isolated Children	Broome	0.0
Assistance for Isolated Children	Brookton	0.0
Assistance for Isolated Children	Broken Hill	0.3
Assistance for Isolated Children	Brisbane	0.5
Assistance for Isolated Children	Brimbank	0.1
Assistance for Isolated Children	Bridgetown-Greenbushes	0.0
Assistance for Isolated Children	Brewarrina	0.0
Assistance for Isolated Children	Break O'Day	0.0
Assistance for Isolated Children	Boyup Brook	0.0
Assistance for Isolated Children	Bourke	0.2
Assistance for Isolated Children	Boulia	0.2
Assistance for Isolated Children	Boroondara	0.0
Assistance for Isolated Children	Bogan	0.5
Assistance for Isolated Children	Boddington	0.3
Assistance for Isolated Children	Blue Mountains	0.6
Assistance for Isolated Children	Blayney	0.0

Social Security and Welfare by Local Government Area Average Days to Process - 1 July 2023 - 31 Dec 2023

Service Reason	Local Government Area	Average Days to Process
Assistance for Isolated Children	Bland	0.3
Assistance for Isolated Children	Blacktown	0.0
Assistance for Isolated Children	Blackall Tambo	0.0
Assistance for Isolated Children	Beverley	0.0
Assistance for Isolated Children	Belmont	0.0
Assistance for Isolated Children	Bellingen	0.3
Assistance for Isolated Children	Bega Valley	0.0
Assistance for Isolated Children	Bayswater	0.0
Assistance for Isolated Children	Baw Baw	2.2
Assistance for Isolated Children	Bassendean	0.0
Assistance for Isolated Children	Bass Coast	0.0
Assistance for Isolated Children	Barkly	0.0
Assistance for Isolated Children	Barcoo	0.0
Assistance for Isolated Children	Barcaldine	0.0
Assistance for Isolated Children	Banyule	0.5
Assistance for Isolated Children	Banana	0.0
Assistance for Isolated Children	Balranald	0.0
Assistance for Isolated Children	Balonne	7.0
Assistance for Isolated Children	Ballina	0.1
Assistance for Isolated Children	Ballarat	0.0
Assistance for Isolated Children	Augusta Margaret River	0.0
Assistance for Isolated Children	Ashburton	0.0
Assistance for Isolated Children	Armidale	0.0
Assistance for Isolated Children	Armadale	0.1
Assistance for Isolated Children	Ararat	0.0
Assistance for Isolated Children	Alice Springs	0.0
Assistance for Isolated Children	Alexandrina	4.0
Assistance for Isolated Children	Albury	0.0
Assistance for Isolated Children	Albany	0.5
Assistance for Isolated Children	Adelaide Hills	0.0
Assistance for Isolated Children	Adelaide	0.0
Assistance for Isolated Children	Yorke Peninsula	51.5
Assistance for Isolated Children	York	54.0
Assistance for Isolated Children	Yass Valley	27.7
Assistance for Isolated Children	Yarra Ranges	41.0
Assistance for Isolated Children	Yarra	40.9
Assistance for Isolated Children	Yankalilla	51.0
Assistance for Isolated Children	Wyndham-East Kimberley	38.5
Assistance for Isolated Children	Wyndham (C)	48.0
Assistance for Isolated Children	Wyndham	40.2
Assistance for Isolated Children	Woolahra	40.6
Assistance for Isolated Children	Wollongong	40.0
Assistance for Isolated Children	Wollondilly	38.3
Assistance for Isolated Children	Wodonga	43.6
Assistance for Isolated Children	Wingecarribee	43.9
Assistance for Isolated Children	Willoughby	35.8
Assistance for Isolated Children	Whyalla	38.3
Assistance for Isolated Children	Whitesea	40.8
Assistance for Isolated Children	Whitsunday	39.0
Assistance for Isolated Children	Whitehorse	40.1
Assistance for Isolated Children	Western Downs	42.5
Assistance for Isolated Children	West Wimmera	36.0
Assistance for Isolated Children	West Torrens	39.7
Assistance for Isolated Children	West Tamar	45.0

Social Security and Welfare by Local Government Area Average Days to Process - 1 July 2023 - 31 Dec 2023

Service Reason	Local Government Area	Average Days to Process
Austudy	West Coast	61.0
Austudy	Wellington	39.8
Austudy	Weipa	63.0
Austudy	Wedin	36.0
Austudy	Waverley	39.7
Austudy	Wattle Range	40.9
Austudy	Warrumbungle	38.0
Austudy	Warrnambool	38.9
Austudy	Warren	40.5
Austudy	Waroona	37.0
Austudy	Waratah-Wynyard	33.3
Austudy	Wanneroo	41.4
Austudy	Wangaratta	38.0
Austudy	Walkerville	54.0
Austudy	Walgett	42.0
Austudy	Walcha	42.0
Austudy	Wakefield	49.5
Austudy	Wagga Wagga	40.5
Austudy	Wagait	38.0
Austudy	Vincent	40.8
Austudy	Victoria Park	40.0
Austudy	Victoria Daily	47.0
Austudy	Victor Harbor	36.6
Austudy	Uralla	40.5
Austudy	Upper Hunter	40.3
Austudy	Unley	41.3
Austudy	Unincorporated SA	10.0
Austudy	Unincorporated NT	42.5
Austudy	Unincorporated ACT	43.1
Austudy	Tweed	41.4
Austudy	Towong	35.0
Austudy	Townsville	40.8
Austudy	Toowoomba	42.4
Austudy	Toodyay	29.0
Austudy	The Hills	40.5
Austudy	Tenterfield	6.0
Austudy	Temora	56.3
Austudy	Tea Tree Gully	44.0
Austudy	Tatara	43.8
Austudy	Tasman	29.0
Austudy	Tamworth	40.8
Austudy	Tablelands	38.4
Austudy	Sydney	39.3
Austudy	Swan Hill	34.3
Austudy	Swan	39.4
Austudy	Sutherland	39.6
Austudy	Surf Coast	36.8
Austudy	Sunshine Coast	40.2
Austudy	Subiaco	36.5
Austudy	Streaky Bay	36.0
Austudy	Strathfield	42.8
Austudy	Strathbogie	40.0
Austudy	Stonnington	40.3
Austudy	Stirling	41.1

Social Security and Welfare by Local Government Area Average Days to Process - 1 July 2023 - 31 Dec 2023

Service Reason	Local Government Area	Average Days to Process
Austudy	Southern Midlands	28.6
Austudy	Southern Gramplians	40.0
Austudy	Southern Downs	42.9
Austudy	South Perth	42.6
Austudy	South Gippsland	41.5
Austudy	South Burnett	38.8
Austudy	Sorell	38.2
Austudy	Somerset	33.1
Austudy	Snowy Valleys	37.2
Austudy	Snowy Monaro	51.1
Austudy	Singleton	46.9
Austudy	Shoalhaven	39.6
Austudy	Shellharbour	38.7
Austudy	Serpentine-Jarrahdale	42.5
Austudy	Scenic Rim	42.1
Austudy	Salisbury	41.7
Austudy	Ryde	40.0
Austudy	Rockingham	42.1
Austudy	Rockhampton	38.4
Austudy	Richmond Valley	32.9
Austudy	Renmark Paringa	47.9
Austudy	Redland	46.7
Austudy	Ravensthorpe	46.0
Austudy	Randwick	40.6
Austudy	Queenscliffe	48.8
Austudy	Queanbeyan-Palerang	41.4
Austudy	Pyrenees	42.9
Austudy	Prospect	41.4
Austudy	Port Stephens	40.6
Austudy	Port Pirie	39.0
Austudy	Port Phillip	36.7
Austudy	Port Macquarie-Hastings	39.7
Austudy	Port Lincoln	44.0
Austudy	Port Augusta	37.5
Austudy	Port Adelaide Enfield	39.0
Austudy	Playford	40.5
Austudy	Plantagenet	44.0
Austudy	Perth	42.4
Austudy	Perth	42.7
Austudy	Parramatta	39.6
Austudy	Parkes	40.8
Austudy	Palmerston	38.7
Austudy	Orange	47.4
Austudy	Onkaparinga	42.4
Austudy	Oberon	34.0
Austudy	Norwood Payneham and St Peters	41.0
Austudy	Northern Peninsula Area	44.0
Austudy	Northern Midlands	44.8
Austudy	Northern Gramplians	59.8
Austudy	Northern Beaches	40.2
Austudy	Northern Areas	53.0
Austudy	Northampton	39.0
Austudy	Northam	48.0
Austudy	North Sydney	45.5

Social Security and Welfare by Local Government Area Average Days to Process - 1 July 2023 - 31 Dec 2023

Service Reason	Local Government Area	Average Days to Process
Austudy	North Burnett	52.7
Austudy	Noosa	42.7
Austudy	Nillumbik	33.3
Austudy	Newcastle	39.5
Austudy	Nedlands	33.7
Austudy	Narrandera	41.0
Austudy	Narrabri	26.8
Austudy	Narembeen	47.0
Austudy	Naracoorte Lucindale	45.0
Austudy	Nannup	40.0
Austudy	Nambucca Valley	45.5
Austudy	Muswellbrook	33.8
Austudy	Murweh	31.0
Austudy	Murrumbidgee	34.0
Austudy	Murrindindi	46.0
Austudy	Murray River	37.0
Austudy	Murray Bridge	39.3
Austudy	Murray	48.4
Austudy	Mundaring	43.2
Austudy	Moyne	41.6
Austudy	Mount Remarkable	36.0
Austudy	Mount Isa	50.5
Austudy	Mount Gambier	39.7
Austudy	Mount Barker	42.7
Austudy	Mount Alexander	33.4
Austudy	Mosman Park	37.7
Austudy	Mosman	42.6
Austudy	Mornington Peninsula	38.1
Austudy	Moreton Bay	41.1
Austudy	Moreland	40.2
Austudy	Moree Plains	42.8
Austudy	Moorabool	31.8
Austudy	Moonee Valley	38.7
Austudy	Monash	41.0
Austudy	Moira	37.7
Austudy	Mitchell	39.7
Austudy	Mitcham	42.1
Austudy	Mingeneew	60.0
Austudy	Mildura	45.1
Austudy	Mid-Western	41.0
Austudy	Mid-Coast	44.8
Austudy	Mid Murray	47.4
Austudy	Melville	41.7
Austudy	Melton	41.6
Austudy	Melbourne	42.9
Austudy	Meander Valley	45.4
Austudy	MaroonDAH	39.3
Austudy	Marion	39.6
Austudy	Maribyrnong	43.0
Austudy	Mareeba	38.0
Austudy	Maranoa	44.0
Austudy	Mansfield	48.7
Austudy	Manningham	44.9
Austudy	Manjimup	36.0

Social Security and Welfare by Local Government Area Average Days to Process - 1 July 2023 - 31 Dec 2023

Service Reason	Local Government Area	Average Days to Process
Austudy	Mandurah	40.2
Austudy	Maitland	39.3
Austudy	Mackay	42.3
Austudy	Macedon Ranges	44.2
Austudy	Loxton Walkerie	46.5
Austudy	Lower Eyre Peninsula	27.3
Austudy	Logan	42.9
Austudy	Loddon	52.0
Austudy	Lockyer Valley	41.5
Austudy	Livingstone	41.0
Austudy	Liverpool	43.4
Austudy	Lithgow	43.1
Austudy	Litchfield	51.5
Austudy	Lismore	44.0
Austudy	Light	46.7
Austudy	Leeton	16.0
Austudy	Launceston	39.3
Austudy	Latrobe (Vic.)	41.2
Austudy	Latrobe (Tas.)	50.5
Austudy	Lane Cove	37.1
Austudy	Lake Macquarie	42.5
Austudy	Lachlan	18.5
Austudy	Kyogle	36.2
Austudy	Kwinana	39.1
Austudy	Ku-ring-gai	42.6
Austudy	Knox	42.5
Austudy	Kingston (Vic.)	40.6
Austudy	Kingston (SA)	35.0
Austudy	Kingborough	42.2
Austudy	Kiama	40.5
Austudy	Kentish	29.5
Austudy	Kempsey	42.5
Austudy	Katherine	47.0
Austudy	Karratha	34.0
Austudy	Kangaroo Island	44.3
Austudy	Kalgoorlie-Boulder	73.0
Austudy	Kalamunda	44.2
Austudy	June	31.9
Austudy	Joondalup	39.8
Austudy	Jerramungup	36.0
Austudy	Isaac	46.1
Austudy	Ipswich	41.2
Austudy	Inverell	44.3
Austudy	Inner West	38.8
Austudy	Indigo	34.3
Austudy	Huon Valley	37.0
Austudy	Hunters Hill	49.8
Austudy	Hume	43.5
Austudy	Horsham	45.9
Austudy	Hornsby	40.1
Austudy	Hope Vale	41.0
Austudy	Holdfast Bay	41.1
Austudy	Hobsons Bay	43.0
Austudy	Hobart	37.8

Social Security and Welfare by Local Government Area Average Days to Process - 1 July 2023 - 31 Dec 2023

Service Reason	Local Government Area	Average Days to Process
Austudy	Hindmarsh	53.0
Austudy	Hinchinbrook	44.0
Austudy	Hilltops	51.4
Austudy	Hepburn	42.6
Austudy	Hawkesbury	40.4
Austudy	Harvey	36.6
Austudy	Gympie	44.6
Austudy	Gwydir	44.4
Austudy	Gunnedah	37.3
Austudy	Griffith	40.1
Austudy	Greater Shepparton	38.9
Austudy	Greater Hume	44.0
Austudy	Greater Geraldton	35.2
Austudy	Greater Geelong	42.0
Austudy	Greater Dandenong	41.9
Austudy	Greater Bendigo	40.0
Austudy	Grant	36.8
Austudy	Goyder	52.5
Austudy	Goulburn Mulwaree	35.5
Austudy	Gosnells	40.3
Austudy	Goondiwindi	51.5
Austudy	Goomalling	39.0
Austudy	Golden Plains	43.4
Austudy	Gold Coast	41.0
Austudy	Glenorchy	42.8
Austudy	Glenelg	39.7
Austudy	Glen Innes Severn	27.0
Austudy	Glen Elira	40.9
Austudy	Glamorgan-Spring Bay	36.0
Austudy	Gladstone	38.3
Austudy	Gingin	65.0
Austudy	Gilgandra	42.0
Austudy	Georges River	38.7
Austudy	George Town	73.5
Austudy	Gawler	35.6
Austudy	Gannawarra	50.0
Austudy	Fremantle	40.8
Austudy	Fraser Coast	40.5
Austudy	Frankston	45.4
Austudy	Forbes	43.7
Austudy	Federation	36.7
Austudy	Fairfield	41.4
Austudy	Exmouth	27.5
Austudy	Eurobodalla	40.9
Austudy	Esperance	59.0
Austudy	Edward River	36.3
Austudy	East Gippsland	38.6
Austudy	East Fremantle	36.0
Austudy	Dungog	57.0
Austudy	Dubbo	50.3
Austudy	Douglas	53.1
Austudy	Dorset	38.6
Austudy	Donnybrook-Balingup	51.3
Austudy	Devonport	41.4

Social Security and Welfare by Local Government Area Average Days to Process - 1 July 2023 - 31 Dec 2023		
Service Reason	Local Government Area	Average Days to Process
Austudy	Derwent Valley	42.0
Austudy	Derby-West Kimberley	39.3
Austudy	Denmark	35.5
Austudy	Darwin	42.9
Austudy	Darebin	41.8
Austudy	Dardanup	33.6
Austudy	Cumberland	43.8
Austudy	Cranbrook	38.0
Austudy	Cowra	41.9
Austudy	Cottesloe	33.7
Austudy	Corangamite	46.3
Austudy	Copper Coast	43.5
Austudy	Cootamundra-Gundagai	21.3
Austudy	Coorong	46.5
Austudy	Coolamon	49.5
Austudy	Collie	56.0
Austudy	Colac Otway	38.2
Austudy	Coffs Harbour	45.4
Austudy	Cockburn	40.9
Austudy	Cobar	38.0
Austudy	Clarence Valley	47.4
Austudy	Clarence	45.6
Austudy	Claremont	40.5
Austudy	Clare and Gilbert Valleys	43.0
Austudy	Chittering	40.4
Austudy	Charters Towers	28.8
Austudy	Charles Sturt	38.0
Austudy	Cessnock	42.9
Austudy	Central Highlands (Tas.)	41.0
Austudy	Central Highlands (Qld)	33.4
Austudy	Central Goldfields	40.7
Austudy	Central Coast (Tas.)	27.1
Austudy	Central Coast (NSW)	41.8
Austudy	Ceduna	42.0
Austudy	Cassowary Coast	37.2
Austudy	Casey	41.3
Austudy	Carnarvon	37.5
Austudy	Cardinia	43.3
Austudy	Capel	49.6
Austudy	Canterbury-Bankstown	43.2
Austudy	Canning	43.9
Austudy	Canada Bay	40.8
Austudy	Campbelltown (SA)	42.0
Austudy	Campbelltown (NSW)	43.9
Austudy	Campaspe	38.7
Austudy	Camden	42.1
Austudy	Cambridge	34.9
Austudy	Cairns	41.9
Austudy	Cabonne	32.3
Austudy	Byron	41.8
Austudy	Busseton	41.2
Austudy	Burwood	43.1
Austudy	Burnside	39.0
Austudy	Burnie	38.7

Social Security and Welfare by Local Government Area Average Days to Process - 1 July 2023 - 31 Dec 2023

Service Reason	Local Government Area	Average Days to Process
Austudy	Burke	27.0
Austudy	Burdakin	48.7
Austudy	Bundaberg	40.4
Austudy	Bunbury	40.4
Austudy	Buloke	42.5
Austudy	Broome	41.9
Austudy	Broken Hill	32.4
Austudy	Brisbane	41.5
Austudy	Brimbank	42.5
Austudy	Brighton	43.0
Austudy	Bridgetown-Greenbushes	1.0
Austudy	Break O'Day	32.0
Austudy	Bourke	36.0
Austudy	Boroondara	41.1
Austudy	Boddington	36.0
Austudy	Blue Mountains	37.6
Austudy	Bland	37.0
Austudy	Blacktown	42.0
Austudy	Beverley	78.0
Austudy	Berrigan	43.0
Austudy	Berri Barmera	41.0
Austudy	Benalla	46.6
Austudy	Belmont	42.7
Austudy	Bellingen	52.1
Austudy	Bega Valley	39.2
Austudy	Bayswater	41.1
Austudy	Bayside (Vic.)	37.5
Austudy	Bayside (NSW)	39.8
Austudy	Baw Baw	38.8
Austudy	Bathurst	37.6
Austudy	Bassendean	35.8
Austudy	Bass Coast	39.8
Austudy	Barossa	38.6
Austudy	Barkly	62.0
Austudy	Banyule	39.9
Austudy	Banana	28.0
Austudy	Balranald	45.0
Austudy	Balonne	44.0
Austudy	Ballina	36.6
Austudy	Ballarat	42.2
Austudy	Augusta Margaret River	42.2
Austudy	Armidale	40.6
Austudy	Armadale	38.4
Austudy	Ararat	39.3
Austudy	Alpine	33.3
Austudy	Alice Springs	44.5
Austudy	Alexandrina	30.5
Austudy	Albury	42.5
Austudy	Albany	42.3
Austudy	Adelaide Plains	29.8
Austudy	Adelaide Hills	40.9
Austudy	Adelaide	38.7
Carer Allowance	Yorke Peninsula	44.8
Carer Allowance	York	58.6

Social Security and Welfare by Local Government Area Average Days to Process - 1 July 2023 - 31 Dec 2023

Service Reason	Local Government Area	Average Days to Process
Carer Allowance	Yass Valley	35.3
Carer Allowance	Yarriambiack	42.8
Carer Allowance	Yarrabah	26.5
Carer Allowance	Yarra Ranges	41.7
Carer Allowance	Yarra	61.9
Carer Allowance	Yankalilla	50.0
Carer Allowance	Wyndham-East Kimberley	46.5
Carer Allowance	Wyndham	46.1
Carer Allowance	Wujal Wujal	59.0
Carer Allowance	Wudinna	15.0
Carer Allowance	Woorabinda	27.0
Carer Allowance	Woolahra	50.8
Carer Allowance	Woodanilling	72.0
Carer Allowance	Wongan-Ballidu	40.3
Carer Allowance	Wollongong	44.7
Carer Allowance	Wollondilly	43.4
Carer Allowance	Wodonga	41.3
Carer Allowance	Winton	115.0
Carer Allowance	Wingecarribee	49.7
Carer Allowance	Willoughby	44.2
Carer Allowance	Wickepin	15.0
Carer Allowance	Whyalla	42.8
Carer Allowance	Whitesea	48.3
Carer Allowance	Whitsunday	41.7
Carer Allowance	Whitehorse	42.3
Carer Allowance	Western Downs	43.4
Carer Allowance	West Wimmera	34.4
Carer Allowance	West Torrens	47.4
Carer Allowance	West Tamar	45.3
Carer Allowance	West Daly	15.3
Carer Allowance	West Coast	49.7
Carer Allowance	West Arthur	73.0
Carer Allowance	West Arnhem	49.6
Carer Allowance	Wentworth	69.7
Carer Allowance	Wellington (S)	15.0
Carer Allowance	Wellington	42.5
Carer Allowance	Weipa	18.2
Carer Allowance	Weddin	66.5
Carer Allowance	Waverley	49.2
Carer Allowance	Wattle Range	31.4
Carer Allowance	Warrumbungle	31.5
Carer Allowance	Warrnambool	36.1
Carer Allowance	Warren	49.9
Carer Allowance	Waroona	58.5
Carer Allowance	Waratah-Wynyard	50.6
Carer Allowance	Wanneroo	44.6
Carer Allowance	Wangaratta	40.1
Carer Allowance	Wandering	17.0
Carer Allowance	Walkerville	34.6
Carer Allowance	Walgett	44.7
Carer Allowance	Walcha	38.3
Carer Allowance	Wakefield	54.1
Carer Allowance	Wagin	31.5
Carer Allowance	Wagga Wagga	42.8

Social Security and Welfare by Local Government Area Average Days to Process - 1 July 2023 - 31 Dec 2023

Service Reason	Local Government Area	Average Days to Process
Carer Allowance	Wagait	15.0
Carer Allowance	Vincent	54.8
Carer Allowance	Victoria Park	43.7
Carer Allowance	Victoria Daly	37.8
Carer Allowance	Victor Harbor	41.2
Carer Allowance	Uralla	50.7
Carer Allowance	Upper Lachlan	62.1
Carer Allowance	Upper Hunter	44.6
Carer Allowance	Unley	47.1
Carer Allowance	Unincorporated SA	74.5
Carer Allowance	Unincorporated NT	42.6
Carer Allowance	Unincorporated ACT	42.9
Carer Allowance	Unincorp. Other Territories	54.1
Carer Allowance	Tweed	42.5
Carer Allowance	Tumby Bay	37.3
Carer Allowance	Trayning	15.0
Carer Allowance	Towong	35.1
Carer Allowance	Townsville	40.7
Carer Allowance	Torres Strait Island	40.8
Carer Allowance	Torres	21.1
Carer Allowance	Toowoomba	47.3
Carer Allowance	Toodyay	43.7
Carer Allowance	Tiwi Islands	41.5
Carer Allowance	Three Springs	50.3
Carer Allowance	The Hills	48.5
Carer Allowance	Tenterfield	49.4
Carer Allowance	Temora	29.3
Carer Allowance	Tea Tree Gully	41.5
Carer Allowance	Tatara	22.5
Carer Allowance	Tasman	33.5
Carer Allowance	Tamworth	39.0
Carer Allowance	Tablelands	38.3
Carer Allowance	Sydney	46.3
Carer Allowance	Swan Hill	45.1
Carer Allowance	Swan	46.2
Carer Allowance	Sutherland	41.2
Carer Allowance	Surf Coast	33.8
Carer Allowance	Sunshine Coast	41.9
Carer Allowance	Subiaco	29.3
Carer Allowance	Streaky Bay	28.5
Carer Allowance	Strathfield	46.7
Carer Allowance	Strathbogie	48.1
Carer Allowance	Stonnington	45.8
Carer Allowance	Stirling	49.3
Carer Allowance	Southern Midlands	46.5
Carer Allowance	Southern Mallee	22.8
Carer Allowance	Southern Gramplians	30.7
Carer Allowance	Southern Downs	39.5
Carer Allowance	South Perth	45.7
Carer Allowance	South Gippsland	37.3
Carer Allowance	South Burnett	45.5
Carer Allowance	Sorell	38.8
Carer Allowance	Somerset	50.4
Carer Allowance	Snowy Valleys	44.2

Social Security and Welfare by Local Government Area Average Days to Process - 1 July 2023 - 31 Dec 2023

Service Reason	Local Government Area	Average Days to Process
Carer Allowance	Snowy Monaro	41.8
Carer Allowance	Singleton	45.2
Carer Allowance	Shoalhaven	41.0
Carer Allowance	Shellharbour	41.7
Carer Allowance	Shark Bay	18.5
Carer Allowance	Serpentine-Jarrahdale	37.2
Carer Allowance	Scenic Rim	37.6
Carer Allowance	Salisbury	40.5
Carer Allowance	Ryde	50.3
Carer Allowance	Roxby Downs	85.5
Carer Allowance	Roper Gulf	34.7
Carer Allowance	Rockingham	45.6
Carer Allowance	Rockhampton	44.8
Carer Allowance	Robe	41.5
Carer Allowance	Richmond Valley	49.1
Carer Allowance	Richmond	0.0
Carer Allowance	Renmark Paringa	40.7
Carer Allowance	Redland	45.7
Carer Allowance	Ravensthorpe	23.5
Carer Allowance	Randwick	52.5
Carer Allowance	Quilpie	36.0
Carer Allowance	Queenscliffe	37.7
Carer Allowance	Queanbeyan-Palerang	38.6
Carer Allowance	Quairading	64.0
Carer Allowance	Pyrenees	42.6
Carer Allowance	Prospect	42.9
Carer Allowance	Port Stephens	35.1
Carer Allowance	Port Pirie	39.5
Carer Allowance	Port Phillip	40.8
Carer Allowance	Port Macquarie-Hastings	56.5
Carer Allowance	Port Lincoln	42.8
Carer Allowance	Port Hedland	44.9
Carer Allowance	Port Augusta	39.8
Carer Allowance	Port Adelaide Enfield	45.8
Carer Allowance	Porompuraaw	25.3
Carer Allowance	Playford	43.1
Carer Allowance	Plantagenet	58.5
Carer Allowance	Pingelly	15.5
Carer Allowance	Peterborough	64.4
Carer Allowance	Perth	34.3
Carer Allowance	Perenjori	16.0
Carer Allowance	Peppermint Grove	31.0
Carer Allowance	Penrith	44.5
Carer Allowance	Parramatta	50.0
Carer Allowance	Paroo	49.0
Carer Allowance	Parkes	40.8
Carer Allowance	Palmerston	37.7
Carer Allowance	Palm Island	52.3
Carer Allowance	Orroroo Carrieton	16.0
Carer Allowance	Orange	50.1
Carer Allowance	Onkaparinga	41.8
Carer Allowance	Oberon	33.8
Carer Allowance	Nungarin	15.0
Carer Allowance	Norwood Payneham and St Peters	38.6

Social Security and Welfare by Local Government Area Average Days to Process - 1 July 2023 - 31 Dec 2023

Service Reason	Local Government Area	Average Days to Process
Carer Allowance	Northern Peninsula Area	90.0
Carer Allowance	Northern Midlands	44.6
Carer Allowance	Northern Gramplains	40.3
Carer Allowance	Northern Beaches	45.6
Carer Allowance	Northern Areas	44.3
Carer Allowance	Northampton	30.1
Carer Allowance	Northam	49.1
Carer Allowance	North Sydney	63.3
Carer Allowance	North Burnett	65.0
Carer Allowance	Noosa	41.3
Carer Allowance	Nilumbik	47.7
Carer Allowance	Ngaanyatjarraku	43.9
Carer Allowance	Newcastle	49.6
Carer Allowance	Nedlands	43.8
Carer Allowance	Narromine	44.4
Carer Allowance	Narrogin	45.6
Carer Allowance	Narrandera	30.8
Carer Allowance	Narrabri	48.9
Carer Allowance	Narembeen	15.0
Carer Allowance	Naracoorte Lucindale	39.2
Carer Allowance	Napranum	20.5
Carer Allowance	Nambucca Valley	40.7
Carer Allowance	Muswellbrook	38.8
Carer Allowance	Murweh	29.2
Carer Allowance	Murrumbidgee	36.8
Carer Allowance	Murrindindi	28.7
Carer Allowance	Murray River	46.7
Carer Allowance	Murray Bridge	32.5
Carer Allowance	Murray	44.6
Carer Allowance	Mundaring	51.2
Carer Allowance	Moynes	39.3
Carer Allowance	Mount Remarkable	45.3
Carer Allowance	Mount Marshall	15.0
Carer Allowance	Mount Magnet	54.8
Carer Allowance	Mount Isa	51.1
Carer Allowance	Mount Gambier	47.7
Carer Allowance	Mount Barker	38.5
Carer Allowance	Mount Alexander	50.7
Carer Allowance	Mosman Park	38.3
Carer Allowance	Mosman	58.6
Carer Allowance	Mornington Peninsula	47.3
Carer Allowance	Mornington	16.0
Carer Allowance	Moreton Bay	43.5
Carer Allowance	Moreland	43.4
Carer Allowance	Moree Plains	45.5
Carer Allowance	Morawa	57.5
Carer Allowance	Moorabool	37.3
Carer Allowance	Moora	36.0
Carer Allowance	Moonee Valley	43.1
Carer Allowance	Monash	44.1
Carer Allowance	Moira	43.5
Carer Allowance	Mitchell	47.9
Carer Allowance	Mitcham	46.2
Carer Allowance	Mingenew	40.3

Social Security and Welfare by Local Government Area Average Days to Process - 1 July 2023 - 31 Dec 2023

Service Reason	Local Government Area	Average Days to Process
Carer Allowance	Mildura	43.2
Carer Allowance	Mid-Western	44.0
Carer Allowance	Mid-Coast	45.2
Carer Allowance	Mid Murray	59.2
Carer Allowance	Meredin	79.8
Carer Allowance	Melville	47.8
Carer Allowance	Melton	48.2
Carer Allowance	Melbourne	47.9
Carer Allowance	Meekatharra	15.0
Carer Allowance	Meander Valley	30.2
Carer Allowance	MaroonDAH	42.9
Carer Allowance	Marion	47.6
Carer Allowance	Maribyrnong	48.5
Carer Allowance	Mareeba	42.8
Carer Allowance	Maranoa	41.4
Carer Allowance	Mapoon	63.0
Carer Allowance	Mansfield	34.9
Carer Allowance	Manningham	41.5
Carer Allowance	Manjimmup	50.2
Carer Allowance	Mandurah	43.0
Carer Allowance	Martland	44.0
Carer Allowance	Mackay	40.3
Carer Allowance	Macedon Ranges	47.0
Carer Allowance	MacDonnell	30.2
Carer Allowance	Loxton Walkerie	46.6
Carer Allowance	Lower Eyre Peninsula	34.6
Carer Allowance	Longreach	82.5
Carer Allowance	Logan	43.3
Carer Allowance	Loddon	42.6
Carer Allowance	Lockyer Valley	47.8
Carer Allowance	Lockhart River	15.0
Carer Allowance	Lockhart	46.1
Carer Allowance	Livingstone	38.1
Carer Allowance	Liverpool Plains	39.6
Carer Allowance	Liverpool	49.6
Carer Allowance	Lithgow	52.3
Carer Allowance	Litchfield	37.5
Carer Allowance	Lismore	38.7
Carer Allowance	Light	54.3
Carer Allowance	Leonora	170.0
Carer Allowance	Leeton	30.1
Carer Allowance	Laverton	109.0
Carer Allowance	Launceston	43.9
Carer Allowance	Latrobe (Vic.)	45.9
Carer Allowance	Latrobe (Tas.)	39.9
Carer Allowance	Lane Cove	54.9
Carer Allowance	Lake Macquarie	44.9
Carer Allowance	Lachlan	46.3
Carer Allowance	Kyogle	55.1
Carer Allowance	Kwinana	44.7
Carer Allowance	Ku-ring-gai	53.2
Carer Allowance	Kowanyama	7.0
Carer Allowance	Kondinin	42.0
Carer Allowance	Kojoonup	15.3

Social Security and Welfare by Local Government Area Average Days to Process - 1 July 2023 - 31 Dec 2023

Service Reason	Local Government Area	Average Days to Process
Carer Allowance	Knox	44.5
Carer Allowance	Kingston (Vic.)	40.9
Carer Allowance	Kingston (SA)	42.3
Carer Allowance	Kingborough	48.6
Carer Allowance	King Island	13.4
Carer Allowance	Kimba	60.0
Carer Allowance	Kiama	45.7
Carer Allowance	Kentish	44.2
Carer Allowance	Kempsey	36.2
Carer Allowance	Kellerberrin	31.3
Carer Allowance	Katherine	20.1
Carer Allowance	Katanning	59.9
Carer Allowance	Karratha	51.6
Carer Allowance	Karoonda East Murray	0.0
Carer Allowance	Kangaroo Island	31.5
Carer Allowance	Kalgoorlie-Boulder	49.2
Carer Allowance	Kalamunda	51.9
Carer Allowance	June	29.1
Carer Allowance	Joondalup	45.0
Carer Allowance	Jerramungup	44.8
Carer Allowance	Isaac	46.7
Carer Allowance	Irwin	17.2
Carer Allowance	Ipswich	44.1
Carer Allowance	Inverell	37.2
Carer Allowance	Inner West	42.8
Carer Allowance	Indigo	43.6
Carer Allowance	Huon Valley	37.6
Carer Allowance	Hunters Hill	52.3
Carer Allowance	Hume	49.5
Carer Allowance	Horsham	45.7
Carer Allowance	Hornsby	48.1
Carer Allowance	Hope Vale	91.3
Carer Allowance	Holdfast Bay	40.6
Carer Allowance	Hobsons Bay	47.5
Carer Allowance	Hobart	40.7
Carer Allowance	Hindmarsh	49.6
Carer Allowance	Hinchinbrook	28.2
Carer Allowance	Hilltops	52.8
Carer Allowance	Hepburn	45.7
Carer Allowance	Hay	44.2
Carer Allowance	Hawkesbury	39.2
Carer Allowance	Harvey	49.4
Carer Allowance	Halls Creek	36.0
Carer Allowance	Gympie	43.0
Carer Allowance	Gwydir	22.2
Carer Allowance	Gunnedah	50.8
Carer Allowance	Griffith	36.3
Carer Allowance	Greater Shepparton	42.4
Carer Allowance	Greater Hume	46.8
Carer Allowance	Greater Geraldton	40.7
Carer Allowance	Greater Geelong	43.1
Carer Allowance	Greater Dandenong	43.5
Carer Allowance	Greater Bendigo	43.3
Carer Allowance	Grant	33.5

Social Security and Welfare by Local Government Area Average Days to Process - 1 July 2023 - 31 Dec 2023

Service Reason	Local Government Area	Average Days to Process
Carer Allowance	Goyder	32.5
Carer Allowance	Goulburn Mulwaree	40.0
Carer Allowance	Gosnells	48.8
Carer Allowance	Goondiwindi	47.9
Carer Allowance	Goomalling	38.4
Carer Allowance	Golden Plains	37.8
Carer Allowance	Gold Coast	43.5
Carer Allowance	Gnowangerup	78.8
Carer Allowance	Glenorchy	41.1
Carer Allowance	Glenelg	47.4
Carer Allowance	Glen Innes Severn	44.1
Carer Allowance	Glen Elira	44.3
Carer Allowance	Glamorgan-Spring Bay	34.9
Carer Allowance	Gladstone	39.8
Carer Allowance	Gingin	40.9
Carer Allowance	Gilgandra	48.4
Carer Allowance	Georges River	49.9
Carer Allowance	George Town	50.8
Carer Allowance	Gawler	39.9
Carer Allowance	Gannawarra	44.8
Carer Allowance	Fremantle	39.5
Carer Allowance	Fraser Coast	41.3
Carer Allowance	Frankston	46.3
Carer Allowance	Franklin Harbour	32.0
Carer Allowance	Forbes	39.9
Carer Allowance	Flinders Ranges	56.0
Carer Allowance	Flinders (Tas.)	71.0
Carer Allowance	Flinders (Qld)	13.3
Carer Allowance	Federation	40.2
Carer Allowance	Fairfield	55.1
Carer Allowance	Exmouth	42.0
Carer Allowance	Eurobodalla	42.9
Carer Allowance	Etheridge	69.5
Carer Allowance	Esperance	30.5
Carer Allowance	Elliston	0.0
Carer Allowance	Edward River	64.0
Carer Allowance	East Pilbara	29.6
Carer Allowance	East Gippsland	34.6
Carer Allowance	East Fremantle	39.0
Carer Allowance	East Arnhem	40.6
Carer Allowance	Dungog	54.9
Carer Allowance	Dundas	31.3
Carer Allowance	Dumblenyung	15.0
Carer Allowance	Dubbo	41.0
Carer Allowance	Dowrin	63.0
Carer Allowance	Douglas	48.0
Carer Allowance	Dorset	53.0
Carer Allowance	Doomadgee	15.0
Carer Allowance	Donnybrook-Balingup	50.6
Carer Allowance	Devonport	37.9
Carer Allowance	Derwent Valley	42.7
Carer Allowance	Derby-West Kimberley	40.9
Carer Allowance	Denmark	41.1
Carer Allowance	Darwin	45.7

Social Security and Welfare by Local Government Area Average Days to Process - 1 July 2023 - 31 Dec 2023

Service Reason	Local Government Area	Average Days to Process
Carer Allowance	Darebin	54.4
Carer Allowance	Dardanup	47.8
Carer Allowance	Dandারণ	15.0
Carer Allowance	Dalwallinu	57.0
Carer Allowance	Cunderdin	43.3
Carer Allowance	Cumberland	46.5
Carer Allowance	Cue	15.0
Carer Allowance	Cuballing	15.7
Carer Allowance	Cranbrook	15.0
Carer Allowance	Cowra	36.2
Carer Allowance	Cottesloe	34.8
Carer Allowance	Corrigin	7.5
Carer Allowance	Corangamite	41.9
Carer Allowance	Copper Coast	38.7
Carer Allowance	Cootamundra-Gundagai	58.9
Carer Allowance	Coorow	31.0
Carer Allowance	Coorong	36.8
Carer Allowance	Coonamble	56.8
Carer Allowance	Coomalie	18.3
Carer Allowance	Coolgardie	69.8
Carer Allowance	Coolamon	32.2
Carer Allowance	Cook	39.6
Carer Allowance	Coober Pedy	30.8
Carer Allowance	Collie	48.0
Carer Allowance	Colac Otway	34.2
Carer Allowance	Coffs Harbour	41.5
Carer Allowance	Cocos Islands	60.0
Carer Allowance	Cockburn	44.8
Carer Allowance	Cobar	13.8
Carer Allowance	Cloncurry	7.0
Carer Allowance	Cleve	63.0
Carer Allowance	Clarence Valley	44.0
Carer Allowance	Clarence	43.7
Carer Allowance	Claremont	46.1
Carer Allowance	Clare and Gilbert Valleys	32.8
Carer Allowance	Circular Head	33.3
Carer Allowance	Chittering	40.2
Carer Allowance	Cherbourg	37.7
Carer Allowance	Charters Towers	31.3
Carer Allowance	Charles Sturt	43.9
Carer Allowance	Chapman Valley	107.0
Carer Allowance	Cessnock	40.7
Carer Allowance	Central Highlands (Tas.)	25.0
Carer Allowance	Central Highlands (Qld)	45.7
Carer Allowance	Central Goldfields	46.1
Carer Allowance	Central Desert	29.9
Carer Allowance	Central Darling	21.7
Carer Allowance	Central Coast (Tas.)	37.1
Carer Allowance	Central Coast (NSW)	44.7
Carer Allowance	Ceduna	28.2
Carer Allowance	Cassowary Coast	39.7
Carer Allowance	Casey	49.3
Carer Allowance	Carrathool	36.7
Carer Allowance	Carpentaria	73.8

Social Security and Welfare by Local Government Area Average Days to Process - 1 July 2023 - 31 Dec 2023

Service Reason	Local Government Area	Average Days to Process
Carer Allowance	Carnarvon	46.6
Carer Allowance	Cardinia	43.6
Carer Allowance	Capel	50.5
Carer Allowance	Canterbury-Bankstown	50.2
Carer Allowance	Canning	48.5
Carer Allowance	Canada Bay	49.2
Carer Allowance	Campbelltown (SA)	42.2
Carer Allowance	Campbelltown (NSW)	48.3
Carer Allowance	Campaspe	39.8
Carer Allowance	Camden (A)	116.0
Carer Allowance	Camden	47.2
Carer Allowance	Cambridge	54.0
Carer Allowance	Cairns	44.4
Carer Allowance	Cabonne	34.4
Carer Allowance	Byron	40.5
Carer Allowance	Busseton	42.0
Carer Allowance	Burwood	53.4
Carer Allowance	Burnside	34.0
Carer Allowance	Burnie	46.2
Carer Allowance	Burke	91.0
Carer Allowance	Burdakin	38.5
Carer Allowance	Bundaberg	40.1
Carer Allowance	Bunbury	39.4
Carer Allowance	Buloke	52.9
Carer Allowance	Bulloo	51.0
Carer Allowance	Bruce Rock	104.0
Carer Allowance	Broomehill-Tambellup	79.5
Carer Allowance	Broome	51.0
Carer Allowance	Brookton	47.0
Carer Allowance	Broken Hill	52.8
Carer Allowance	Brisbane	44.3
Carer Allowance	Brimbank	51.4
Carer Allowance	Brighton	39.8
Carer Allowance	Bridgetown-Greenbushes	19.7
Carer Allowance	Brewarrina	36.2
Carer Allowance	Break O'Day	38.7
Carer Allowance	Boypup Brook	27.0
Carer Allowance	Bourke	55.6
Carer Allowance	Boulia	15.0
Carer Allowance	Boroondara	42.7
Carer Allowance	Bogan	5.7
Carer Allowance	Boddington	93.0
Carer Allowance	Blue Mountains	44.2
Carer Allowance	Blayney	37.3
Carer Allowance	Bland	50.5
Carer Allowance	Blacktown	47.0
Carer Allowance	Blackall Tambo	49.0
Carer Allowance	Beverley	49.4
Carer Allowance	Berrigan	50.7
Carer Allowance	Berri Barmera	55.2
Carer Allowance	Benalla	59.6
Carer Allowance	Belmont	48.2
Carer Allowance	Bellingen	29.6
Carer Allowance	Bega Valley	47.5

Social Security and Welfare by Local Government Area Average Days to Process - 1 July 2023 - 31 Dec 2023

Service Reason	Local Government Area	Average Days to Process
Carer Allowance	Baywater	43.2
Carer Allowance	Bayside (Vic.)	38.6
Carer Allowance	Bayside (NSW)	47.7
Carer Allowance	Baw Baw	42.2
Carer Allowance	Bathurst	36.8
Carer Allowance	Bassendean	63.2
Carer Allowance	Bass Coast	40.7
Carer Allowance	Barunga West	51.8
Carer Allowance	Barossa	47.7
Carer Allowance	Barkly	41.6
Carer Allowance	Barcoo	88.0
Carer Allowance	Barcaldine	69.3
Carer Allowance	Banyule	50.0
Carer Allowance	Banana	46.6
Carer Allowance	Balranald	50.1
Carer Allowance	Balonne	26.2
Carer Allowance	Ballina	42.3
Carer Allowance	Ballarat	49.0
Carer Allowance	Aurukun	49.0
Carer Allowance	Augusta Margaret River	40.3
Carer Allowance	Ashburton	21.5
Carer Allowance	Armidale	46.2
Carer Allowance	Armadale	43.4
Carer Allowance	Ararat	47.7
Carer Allowance	Anangu Pitjantjatjara Yankunytjatjara	51.8
Carer Allowance	Alpine	39.3
Carer Allowance	Alice Springs	30.7
Carer Allowance	Alexandrina	37.2
Carer Allowance	Albury	48.6
Carer Allowance	Albany	48.4
Carer Allowance	Adelaide Plains	33.0
Carer Allowance	Adelaide Hills	38.3
Carer Allowance	Adelaide	65.0
Carer Payment	Yorke Peninsula	47.9
Carer Payment	York	15.3
Carer Payment	Yilgarn	0.0
Carer Payment	Yass Valley	47.1
Carer Payment	Yarriambiack	47.6
Carer Payment	Yarrabah	30.2
Carer Payment	Yarra Ranges	57.2
Carer Payment	Yarra	70.5
Carer Payment	Yankalilla	60.3
Carer Payment	Yalgoo	124.0
Carer Payment	Wyndham-East Kimberley	43.9
Carer Payment	Wyndham	51.8
Carer Payment	Wyalkatchem	15.0
Carer Payment	Wujal Wujal	63.9
Carer Payment	Wudinna	0.0
Carer Payment	Woorabinda	43.3
Carer Payment	Woollahra	75.2
Carer Payment	Woodanilling	0.0
Carer Payment	Wongan-Ballidu	13.5
Carer Payment	Wollongong	53.2
Carer Payment	Wollondilly	58.8

Social Security and Welfare by Local Government Area Average Days to Process - 1 July 2023 - 31 Dec 2023

Service Reason	Local Government Area	Average Days to Process
Carer Payment	Wodonga	47.5
Carer Payment	Winton	65.0
Carer Payment	Wingecarribee	51.8
Carer Payment	Willoughby	49.9
Carer Payment	Wickepin	15.0
Carer Payment	Whyalla	51.2
Carer Payment	Whitesea	54.0
Carer Payment	Whitsunday	42.9
Carer Payment	Whitehorse	47.0
Carer Payment	Western Downs	52.2
Carer Payment	West Wimmera	8.0
Carer Payment	West Torrens	58.5
Carer Payment	West Tamar	60.7
Carer Payment	West Daly	18.9
Carer Payment	West Coast	71.0
Carer Payment	West Arnhem	51.8
Carer Payment	Wentworth	56.9
Carer Payment	Wellington (S)	15.0
Carer Payment	Wellington	50.0
Carer Payment	Weipa	13.0
Carer Payment	Weddin	83.9
Carer Payment	Waverley	69.5
Carer Payment	Wattle Range	34.0
Carer Payment	Warrumbungle	53.8
Carer Payment	Warrambool	39.3
Carer Payment	Warren	34.3
Carer Payment	Warroona	74.7
Carer Payment	Waratah-Wynyard	48.6
Carer Payment	Wanneroo	56.0
Carer Payment	Wangaratta	54.4
Carer Payment	Wandering	17.0
Carer Payment	Walkerville	29.6
Carer Payment	Walgett	43.9
Carer Payment	Walcha	15.0
Carer Payment	Wakefield	43.7
Carer Payment	Wagin	57.5
Carer Payment	Wagga Wagga	59.7
Carer Payment	Vincent	46.2
Carer Payment	Victoria Park	64.2
Carer Payment	Victoria Daly	39.8
Carer Payment	Victor Harbor	58.5
Carer Payment	Uralla	35.8
Carer Payment	Upper Lachlan	68.8
Carer Payment	Upper Hunter	38.8
Carer Payment	Unley	41.7
Carer Payment	Unincorporated SA	55.5
Carer Payment	Unincorporated NT	49.7
Carer Payment	Unincorporated ACT	53.0
Carer Payment	Unincorp. Other Territories	112.0
Carer Payment	Tweed	48.3
Carer Payment	Tumby Bay	39.3
Carer Payment	Trayning	15.0
Carer Payment	Towong	40.7
Carer Payment	Townsville	46.2

Social Security and Welfare by Local Government Area Average Days to Process - 1 July 2023 - 31 Dec 2023

Service Reason	Local Government Area	Average Days to Process
Carer Payment	Torres Strait Island	46.6
Carer Payment	Torres	25.3
Carer Payment	Toowoomba	50.7
Carer Payment	Toodyay	33.3
Carer Payment	Tiwi Islands	49.7
Carer Payment	Three Springs	110.0
Carer Payment	The Hills	64.9
Carer Payment	Tenterfield	63.8
Carer Payment	Temora	27.3
Carer Payment	Tea Tree Gully	51.0
Carer Payment	Tatara	24.0
Carer Payment	Tasman	51.0
Carer Payment	Tamworth	50.5
Carer Payment	Tablelands	43.9
Carer Payment	Sydney	53.4
Carer Payment	Swan Hill	44.0
Carer Payment	Swan	57.1
Carer Payment	Sutherland	52.0
Carer Payment	Surf Coast	39.8
Carer Payment	Sunshine Coast	50.4
Carer Payment	Subiaco	30.3
Carer Payment	Streaky Bay	48.3
Carer Payment	Strathfield	41.6
Carer Payment	Strathbogie	70.6
Carer Payment	Stonnington	60.0
Carer Payment	Stirling	57.1
Carer Payment	Southern Midlands	58.3
Carer Payment	Southern Mallee	76.0
Carer Payment	Southern Grampians	25.6
Carer Payment	Southern Downs	53.6
Carer Payment	South Perth	56.1
Carer Payment	South Gippsland	50.2
Carer Payment	South Burnett	51.1
Carer Payment	Sorell	40.6
Carer Payment	Somerset	55.8
Carer Payment	Snowy Valleys	53.5
Carer Payment	Snowy Monaro	43.4
Carer Payment	Singleton	42.4
Carer Payment	Shoalhaven	50.5
Carer Payment	Shellharbour	47.5
Carer Payment	Shark Bay	74.0
Carer Payment	Serpentine-Jarrahdale	44.0
Carer Payment	Scenic Rim	37.1
Carer Payment	Salisbury	47.9
Carer Payment	Ryde	64.5
Carer Payment	Roxby Downs	16.0
Carer Payment	Roper Gulf	42.6
Carer Payment	Rockingham	51.2
Carer Payment	Rockhampton	49.0
Carer Payment	Richmond Valley	51.4
Carer Payment	Renmark Paringa	51.0
Carer Payment	Redland	52.7
Carer Payment	Randwick	53.4
Carer Payment	Queanbeyan-Palerang	40.8

Social Security and Welfare by Local Government Area Average Days to Process - 1 July 2023 - 31 Dec 2023

Service Reason	Local Government Area	Average Days to Process
Carer Payment	Murrindindi	38.6
Carer Payment	Murray River	77.5
Carer Payment	Murray Bridge	49.7
Carer Payment	Murray	64.1
Carer Payment	Mundaring	74.6
Carer Payment	Moyne	45.8
Carer Payment	Mount Remarkable	39.3
Carer Payment	Mount Marshall	15.0
Carer Payment	Mount Magnet	49.5
Carer Payment	Mount Isa	50.2
Carer Payment	Mount Gambier	55.7
Carer Payment	Mount Barker	44.0
Carer Payment	Mount Alexander	56.8
Carer Payment	Mosman Park	97.0
Carer Payment	Mosman	66.9
Carer Payment	Mornington Peninsula	50.8
Carer Payment	Mornington	50.3
Carer Payment	Moreton Bay	49.3
Carer Payment	Moreland	50.8
Carer Payment	Moree Plains	48.4
Carer Payment	Morawa	57.5
Carer Payment	Moorabool	44.9
Carer Payment	Moora	30.0
Carer Payment	Moonee Valley	50.8
Carer Payment	Monash	49.6
Carer Payment	Moira	59.9
Carer Payment	Mitchell	62.9
Carer Payment	Mitcham	66.8
Carer Payment	Mildura	48.1
Carer Payment	Mid-Western	47.5
Carer Payment	Mid-Coast	46.3
Carer Payment	Mid Murray	66.5
Carer Payment	Merredin	63.8
Carer Payment	Melville	55.9
Carer Payment	Melton	52.9
Carer Payment	Melbourne	55.1
Carer Payment	Meekatharra	32.3
Carer Payment	Meander Valley	43.3
Carer Payment	Marroondah	48.0
Carer Payment	Marion	49.4
Carer Payment	Maribyrnong	54.0
Carer Payment	Marreba	46.4
Carer Payment	Maranoa	43.5
Carer Payment	Mapoon	63.0
Carer Payment	Mansfield	83.4
Carer Payment	Manningham	47.7
Carer Payment	Manjimup	32.6
Carer Payment	Mandurah	51.1
Carer Payment	Maitland	51.8
Carer Payment	Mackay	42.4
Carer Payment	Macedon Ranges	63.0
Carer Payment	MacDonnell	29.2
Carer Payment	Loxton Waikerie	58.6
Carer Payment	Lower Eyre Peninsula	29.9

Social Security and Welfare by Local Government Area Average Days to Process - 1 July 2023 - 31 Dec 2023

Service Reason	Local Government Area	Average Days to Process
Carer Payment	Longreach	59.0
Carer Payment	Logan	46.5
Carer Payment	Loddon	47.0
Carer Payment	Lockyer Valley	55.2
Carer Payment	Lockhart River	15.0
Carer Payment	Lockhart	25.4
Carer Payment	Livingstone	32.6
Carer Payment	Liverpool Plains	32.4
Carer Payment	Liverpool	55.7
Carer Payment	Lithgow	51.7
Carer Payment	Litchfield	44.0
Carer Payment	Lismore	49.5
Carer Payment	Light	42.8
Carer Payment	Leonora	170.0
Carer Payment	Leeton	36.0
Carer Payment	Laverton	65.0
Carer Payment	Launceston	42.6
Carer Payment	Latrobe (Vic.)	57.6
Carer Payment	Latrobe (Tas.)	51.4
Carer Payment	Lane Cove	87.3
Carer Payment	Lake Macquarie	50.1
Carer Payment	Lachlan	50.9
Carer Payment	Kyogle	54.0
Carer Payment	Kwinana	44.0
Carer Payment	Ku-ring-gai	59.9
Carer Payment	Kowanyama	14.0
Carer Payment	Kondinin	15.0
Carer Payment	Kojonup	15.5
Carer Payment	Knox	49.3
Carer Payment	Kingston (Vic.)	48.8
Carer Payment	Kingston (SA)	88.5
Carer Payment	Kingborough	46.5
Carer Payment	King Island	9.0
Carer Payment	Kiama	46.3
Carer Payment	Kentish	37.8
Carer Payment	Kempsey	40.3
Carer Payment	Kellerberrin	38.0
Carer Payment	Katherine	33.5
Carer Payment	Katanning	40.8
Carer Payment	Karratha	70.7
Carer Payment	Karoonda East Murray	1.0
Carer Payment	Kangaroo Island	73.5
Carer Payment	Kalgoorlie-Boulder	53.9
Carer Payment	Kalamunda	55.1
Carer Payment	June	42.3
Carer Payment	Joondalup	58.3
Carer Payment	Jerramungup	52.4
Carer Payment	Isaac	63.9
Carer Payment	Irwin	14.1
Carer Payment	Ipswich	48.6
Carer Payment	Inverell	36.5
Carer Payment	Inner West	44.3
Carer Payment	Indigo	29.1
Carer Payment	Huon Valley	49.7

Social Security and Welfare by Local Government Area Average Days to Process - 1 July 2023 - 31 Dec 2023

Service Reason	Local Government Area	Average Days to Process
Carer Payment	Hunters Hill	44.4
Carer Payment	Hume	54.1
Carer Payment	Horsham	43.8
Carer Payment	Hornsby	60.7
Carer Payment	Hope Vale	91.3
Carer Payment	Holdfast Bay	48.9
Carer Payment	Hobsons Bay	60.1
Carer Payment	Hobart	46.4
Carer Payment	Hindmarsh	70.7
Carer Payment	Hinchinbrook	32.5
Carer Payment	Hilltops	54.8
Carer Payment	Heppburn	63.0
Carer Payment	Hay	50.0
Carer Payment	Hawkesbury	45.9
Carer Payment	Harvey	64.1
Carer Payment	Halls Creek	29.2
Carer Payment	Gympie	49.4
Carer Payment	Gwydir	18.8
Carer Payment	Gunnedah	35.0
Carer Payment	Griffith	42.3
Carer Payment	Greater Shepparton	51.6
Carer Payment	Greater Hume	53.2
Carer Payment	Greater Geraldton	49.1
Carer Payment	Greater Geelong	52.5
Carer Payment	Greater Dandenong	51.9
Carer Payment	Greater Bendigo	54.7
Carer Payment	Grant	60.3
Carer Payment	Goyder	44.6
Carer Payment	Goulburn Mulwaree	37.4
Carer Payment	Gosnells	54.9
Carer Payment	Goondiwindi	60.9
Carer Payment	Goomalling	44.0
Carer Payment	Golden Plains	57.9
Carer Payment	Gold Coast	52.7
Carer Payment	Gnowangerup	83.6
Carer Payment	Glenorchy	40.6
Carer Payment	Glenelg	57.8
Carer Payment	Glen Innes Severn	47.9
Carer Payment	Glen Eira	49.2
Carer Payment	Glamorgan-Spring Bay	32.5
Carer Payment	Gladstone	40.9
Carer Payment	Gingin	53.5
Carer Payment	Gilgandra	35.5
Carer Payment	Georges River	56.6
Carer Payment	George Town	48.1
Carer Payment	Gawler	50.8
Carer Payment	Gannawarra	37.8
Carer Payment	Fremantle	54.8
Carer Payment	Fraser Coast	47.2
Carer Payment	Frankston	49.8
Carer Payment	Franklin Harbour	42.7
Carer Payment	Forbes	52.2
Carer Payment	Flinders Ranges	43.2
Carer Payment	Flinders (Tas.)	45.0

Social Security and Welfare by Local Government Area Average Days to Process - 1 July 2023 - 31 Dec 2023

Service Reason	Local Government Area	Average Days to Process
Carer Payment	Flinders (Qld)	23.0
Carer Payment	Federation	38.9
Carer Payment	Fairfield	58.8
Carer Payment	Exmouth	55.5
Carer Payment	Eurobodalla	46.3
Carer Payment	Etheridge	69.5
Carer Payment	Esperance	31.9
Carer Payment	Elliston	17.5
Carer Payment	Edward River	67.9
Carer Payment	East Pilbara	25.3
Carer Payment	East Gippsland	34.7
Carer Payment	East Fremantle	51.3
Carer Payment	East Arnhem	38.8
Carer Payment	Dungog	79.8
Carer Payment	Dundas	23.3
Carer Payment	Dumblenyung	7.5
Carer Payment	Dubbo	44.6
Carer Payment	Dowerin	49.0
Carer Payment	Douglas	60.8
Carer Payment	Dorset	70.0
Carer Payment	Doomadgee	31.3
Carer Payment	Donnybrook-Balingup	15.0
Carer Payment	Devonport	40.9
Carer Payment	Derwent Valley	45.8
Carer Payment	Derby-West Kimberley	34.1
Carer Payment	Denmark	16.0
Carer Payment	Darwin	42.5
Carer Payment	Darebin	62.8
Carer Payment	Dardanup	52.2
Carer Payment	Dandaragan	23.5
Carer Payment	Dalwallinu	15.0
Carer Payment	Cunderdin	51.5
Carer Payment	Cumberland	51.3
Carer Payment	Cue	14.0
Carer Payment	Cuballing	16.0
Carer Payment	Cranbrook	16.0
Carer Payment	Cowra	45.9
Carer Payment	Corrigin	80.0
Carer Payment	Corangamite	40.7
Carer Payment	Copper Coast	64.9
Carer Payment	Cootamundra-Gundagai	52.0
Carer Payment	Coorow	18.0
Carer Payment	Coorong	39.0
Carer Payment	Coonamble	54.0
Carer Payment	Coomalie	10.8
Carer Payment	Coolgardie	65.2
Carer Payment	Coolamon	43.2
Carer Payment	Cook	61.6
Carer Payment	Coober Pedy	20.6
Carer Payment	Collie	45.7
Carer Payment	Colac Otway	36.1
Carer Payment	Coffs Harbour	44.2
Carer Payment	Cocos Islands	60.0
Carer Payment	Cockburn	52.6

Social Security and Welfare by Local Government Area Average Days to Process - 1 July 2023 - 31 Dec 2023

Service Reason	Local Government Area	Average Days to Process
Carer Payment	Cobar	20.7
Carer Payment	Cloncurry	40.0
Carer Payment	Clarence Valley	48.0
Carer Payment	Clarence	49.0
Carer Payment	Claremont	95.7
Carer Payment	Clare and Gilbert Valleys	49.8
Carer Payment	Circular Head	38.0
Carer Payment	Chittering	52.1
Carer Payment	Cherbourg	37.7
Carer Payment	Charters Towers	29.6
Carer Payment	Charles Sturt	53.9
Carer Payment	Chapman Valley	105.0
Carer Payment	Cessnock	50.4
Carer Payment	Central Highlands (Tas.)	23.4
Carer Payment	Central Highlands (Qld)	52.4
Carer Payment	Central Goldfields	61.0
Carer Payment	Central Desert	25.8
Carer Payment	Central Darling	12.5
Carer Payment	Central Coast (Tas.)	42.0
Carer Payment	Central Coast (NSW)	53.7
Carer Payment	Ceduna	29.3
Carer Payment	Cassowary Coast	50.3
Carer Payment	Casey	53.8
Carer Payment	Carrathool	67.0
Carer Payment	Carpentaria	79.8
Carer Payment	Carnarvon	46.3
Carer Payment	Cardinia	48.2
Carer Payment	Capel	57.5
Carer Payment	Canterbury-Bankstown	55.0
Carer Payment	Canning	51.7
Carer Payment	Canada Bay	69.2
Carer Payment	Campbelltown (SA)	52.8
Carer Payment	Campbelltown (NSW)	56.5
Carer Payment	Campaspe	48.3
Carer Payment	Camden (A)	116.0
Carer Payment	Camden	60.6
Carer Payment	Cambridge	71.6
Carer Payment	Cairns	50.0
Carer Payment	Cabonne	41.9
Carer Payment	Byron	52.9
Carer Payment	Busseton	44.1
Carer Payment	Burwood	55.4
Carer Payment	Burnside	25.2
Carer Payment	Burnie	40.2
Carer Payment	Burdekin	40.2
Carer Payment	Bundaberg	51.6
Carer Payment	Bunbury	43.4
Carer Payment	Buloke	60.8
Carer Payment	Bruce Rock	104.0
Carer Payment	Broome	59.3
Carer Payment	Brookton	94.0
Carer Payment	Broken Hill	48.8
Carer Payment	Brisbane	51.8
Carer Payment	Brimbank	53.4

Social Security and Welfare by Local Government Area Average Days to Process - 1 July 2023 - 31 Dec 2023

Service Reason	Local Government Area	Average Days to Process
Carer Payment	Brighton	39.7
Carer Payment	Bridgetown-Greenbushes	12.1
Carer Payment	Brewarrina	47.8
Carer Payment	Break O'Day	52.1
Carer Payment	Boypup Brook	147.0
Carer Payment	Bourke	55.5
Carer Payment	Boroondara	58.7
Carer Payment	Bogan	8.5
Carer Payment	Boddington	115.0
Carer Payment	Blue Mountains	56.8
Carer Payment	Blayney	52.1
Carer Payment	Bland	98.3
Carer Payment	Blacktown	51.2
Carer Payment	Blackall Tambo	15.0
Carer Payment	Beverley	36.3
Carer Payment	Berrigan	47.7
Carer Payment	Berri Barmera	57.7
Carer Payment	Benalla	64.1
Carer Payment	Belmont	61.4
Carer Payment	Bellingen	37.1
Carer Payment	Bega Valley	45.4
Carer Payment	Bayswater	57.9
Carer Payment	Bayside (Vic.)	43.2
Carer Payment	Bayside (NSW)	55.7
Carer Payment	Baw Baw	57.1
Carer Payment	Bathurst	48.5
Carer Payment	Bassendean	59.4
Carer Payment	Bass Coast	40.5
Carer Payment	Barunga West	47.9
Carer Payment	Barossa	52.7
Carer Payment	Barkly	44.7
Carer Payment	Barcaldine	62.3
Carer Payment	Banyule	58.8
Carer Payment	Banana	52.1
Carer Payment	Balranald	72.7
Carer Payment	Balonne	39.0
Carer Payment	Ballina	46.4
Carer Payment	Ballarat	54.6
Carer Payment	Aurukun	41.5
Carer Payment	Augusta Margaret River	41.5
Carer Payment	Ashburton	28.0
Carer Payment	Armidale	48.4
Carer Payment	Armadale	52.2
Carer Payment	Ararat	60.2
Carer Payment	Anangu Pitjantjatjara Yankunytjatjara	62.0
Carer Payment	Alpine	20.4
Carer Payment	Alice Springs	34.2
Carer Payment	Alexandrina	49.3
Carer Payment	Albury	54.4
Carer Payment	Albany	48.1
Carer Payment	Adelaide Plains	45.9
Carer Payment	Adelaide Hills	54.3
Carer Payment	Adelaide	69.5
Child Care Subsidy	Yorke Peninsula	19.6

Social Security and Welfare by Local Government Area Average Days to Process - 1 July 2023 - 31 Dec 2023

Service Reason	Local Government Area	Average Days to Process
Child Care Subsidy	York	45.8
Child Care Subsidy	Yilgarn	33.0
Child Care Subsidy	Yass Valley	23.1
Child Care Subsidy	Yarriambiack	20.4
Child Care Subsidy	Yarrabah	26.9
Child Care Subsidy	Yarra Ranges	25.1
Child Care Subsidy	Yarra	25.2
Child Care Subsidy	Yankalilla	22.1
Child Care Subsidy	Wyndham-East Kimberley	24.2
Child Care Subsidy	Wyndham (C)	12.0
Child Care Subsidy	Wyndham	27.1
Child Care Subsidy	Wujal Wujal	28.0
Child Care Subsidy	Wudinna	38.5
Child Care Subsidy	Woorabinda	35.2
Child Care Subsidy	Woolahra	26.1
Child Care Subsidy	Woodanilling	56.2
Child Care Subsidy	Wongan-Ballidu	14.0
Child Care Subsidy	Wollongong	25.6
Child Care Subsidy	Wollondilly	23.5
Child Care Subsidy	Wodonga	25.2
Child Care Subsidy	Winton	14.3
Child Care Subsidy	Wingecarribee	25.6
Child Care Subsidy	Willoughby	26.9
Child Care Subsidy	Williams	18.7
Child Care Subsidy	Wickepin	82.0
Child Care Subsidy	Whyalla	25.6
Child Care Subsidy	Whitesea	25.6
Child Care Subsidy	Whitsunday	24.4
Child Care Subsidy	Whitehorse	27.4
Child Care Subsidy	Westonia	16.0
Child Care Subsidy	Western Downs	24.2
Child Care Subsidy	West Wimmera	34.5
Child Care Subsidy	West Torrens	28.3
Child Care Subsidy	West Tamar	28.0
Child Care Subsidy	West Daly	10.5
Child Care Subsidy	West Coast	20.0
Child Care Subsidy	West Arthur	30.9
Child Care Subsidy	West Arnhem	13.3
Child Care Subsidy	Wentworth	21.8
Child Care Subsidy	Wellington	21.2
Child Care Subsidy	Weipa	23.0
Child Care Subsidy	Weddin	24.3
Child Care Subsidy	Waverley	24.4
Child Care Subsidy	Wattle Range	23.9
Child Care Subsidy	Warrumbungle	32.6
Child Care Subsidy	Warrnambool	26.1
Child Care Subsidy	Warren	36.9
Child Care Subsidy	Waroona	15.9
Child Care Subsidy	Waratah-Wynyard	26.0
Child Care Subsidy	Wanneroo	25.1
Child Care Subsidy	Wangaratta	22.8
Child Care Subsidy	Wandering	21.0
Child Care Subsidy	Walkerville	34.0
Child Care Subsidy	Walgett	28.9

Social Security and Welfare by Local Government Area Average Days to Process - 1 July 2023 - 31 Dec 2023

Service Reason	Local Government Area	Average Days to Process
Child Care Subsidy	Walcha	24.9
Child Care Subsidy	Wakfield	28.5
Child Care Subsidy	Wagin	34.9
Child Care Subsidy	Wagga Wagga	23.8
Child Care Subsidy	Wagait	60.0
Child Care Subsidy	Vincent	24.0
Child Care Subsidy	Victoria Plains	22.5
Child Care Subsidy	Victoria Park	27.6
Child Care Subsidy	Victoria Daily	21.1
Child Care Subsidy	Victor Harbor	20.6
Child Care Subsidy	Uralla	31.5
Child Care Subsidy	Upper Lachlan	32.5
Child Care Subsidy	Upper Hunter	26.5
Child Care Subsidy	Unley	25.7
Child Care Subsidy	Unincorporated Vic	20.0
Child Care Subsidy	Unincorporated SA	17.0
Child Care Subsidy	Unincorporated NT	26.4
Child Care Subsidy	Unincorporated NSW	23.2
Child Care Subsidy	Unincorporated ACT	26.4
Child Care Subsidy	Unincorp. Other Territories	16.5
Child Care Subsidy	Tweed	26.0
Child Care Subsidy	Tumby Bay	33.4
Child Care Subsidy	Trayning	23.5
Child Care Subsidy	Towong	23.2
Child Care Subsidy	Townsville	24.5
Child Care Subsidy	Torres Strait Island	19.9
Child Care Subsidy	Torres	29.9
Child Care Subsidy	Toowoomba	24.3
Child Care Subsidy	Toodyay	30.8
Child Care Subsidy	Tiwi Islands	37.4
Child Care Subsidy	Three Springs	20.3
Child Care Subsidy	The Hills	25.1
Child Care Subsidy	Tenterfield	24.8
Child Care Subsidy	Temora	31.0
Child Care Subsidy	Tea Tree Gully	25.4
Child Care Subsidy	Tatara	43.4
Child Care Subsidy	Tasman	34.7
Child Care Subsidy	Tamworth	24.6
Child Care Subsidy	Tammin	13.0
Child Care Subsidy	Tablelands	25.4
Child Care Subsidy	Sydney	26.2
Child Care Subsidy	Swan Hill	27.0
Child Care Subsidy	Swan	27.2
Child Care Subsidy	Sutherland	23.6
Child Care Subsidy	Surf Coast	25.3
Child Care Subsidy	Sunshine Coast	26.0
Child Care Subsidy	Subiaco	23.0
Child Care Subsidy	Streaky Bay	20.3
Child Care Subsidy	Strathfield	27.9
Child Care Subsidy	Strathbogie	29.1
Child Care Subsidy	Stonnington	26.5
Child Care Subsidy	Stirling	26.5
Child Care Subsidy	Southern Midlands	25.7
Child Care Subsidy	Southern Mallee	25.9

Social Security and Welfare by Local Government Area Average Days to Process - 1 July 2023 - 31 Dec 2023

Service Reason	Local Government Area	Average Days to Process
Child Care Subsidy	Southern Gramplians	27.8
Child Care Subsidy	Southern Downs	23.9
Child Care Subsidy	South Perth	27.0
Child Care Subsidy	South Gippsland	26.8
Child Care Subsidy	South Burnett	26.7
Child Care Subsidy	Sorell	25.9
Child Care Subsidy	Somerset	23.2
Child Care Subsidy	Snowy Valleys	24.0
Child Care Subsidy	Snowy Monaro	29.5
Child Care Subsidy	Singleton	20.8
Child Care Subsidy	Shoalhaven	26.0
Child Care Subsidy	Shellharbour	23.2
Child Care Subsidy	Shark Bay	12.0
Child Care Subsidy	Serpentine-Jarrahdale	25.3
Child Care Subsidy	Scenic Rim	25.6
Child Care Subsidy	Salisbury	27.2
Child Care Subsidy	Ryde	28.8
Child Care Subsidy	Roxby Downs	22.2
Child Care Subsidy	Roper Gulf	31.3
Child Care Subsidy	Rockingham	24.8
Child Care Subsidy	Rockhampton	23.5
Child Care Subsidy	Robe	35.3
Child Care Subsidy	Richmond Valley	29.7
Child Care Subsidy	Richmond	7.5
Child Care Subsidy	Renmark Paringa	25.7
Child Care Subsidy	Redland	26.3
Child Care Subsidy	Ravensthorpe	23.3
Child Care Subsidy	Randwick	24.4
Child Care Subsidy	Quilpie	16.3
Child Care Subsidy	Queenscliffe	28.1
Child Care Subsidy	Queanbeyan-Palerang	24.9
Child Care Subsidy	Quairading	10.5
Child Care Subsidy	Pyrenees	27.2
Child Care Subsidy	Prospect	27.7
Child Care Subsidy	Port Stephens	26.3
Child Care Subsidy	Port Pirie	28.1
Child Care Subsidy	Port Phillip	24.0
Child Care Subsidy	Port Macquarie-Hastings	24.9
Child Care Subsidy	Port Lincoln	24.9
Child Care Subsidy	Port Hedland	21.6
Child Care Subsidy	Port Augusta	23.1
Child Care Subsidy	Port Adelaide Enfield	27.3
Child Care Subsidy	Pornpuraaw	14.0
Child Care Subsidy	Playford	23.7
Child Care Subsidy	Plantagenet	25.9
Child Care Subsidy	Pingelly	35.2
Child Care Subsidy	Peterborough	25.4
Child Care Subsidy	Perth	32.2
Child Care Subsidy	Peppermint Grove	30.3
Child Care Subsidy	Penrith	23.0
Child Care Subsidy	Parramatta (C)	18.0
Child Care Subsidy	Parramatta	28.0
Child Care Subsidy	Paroo	19.9
Child Care Subsidy	Parkes	25.4

Social Security and Welfare by Local Government Area Average Days to Process - 1 July 2023 - 31 Dec 2023

Service Reason	Local Government Area	Average Days to Process
Child Care Subsidy	Palmerston	23.8
Child Care Subsidy	Palm Island	42.4
Child Care Subsidy	Orroroo Carrieton	38.5
Child Care Subsidy	Orange	24.9
Child Care Subsidy	Onkaparinga	24.3
Child Care Subsidy	Oberon	32.9
Child Care Subsidy	Norwood Payneham and St Peters	24.0
Child Care Subsidy	Northern Peninsula Area	22.7
Child Care Subsidy	Northern Midlands	27.9
Child Care Subsidy	Northern Grampians	28.3
Child Care Subsidy	Northern Beaches	23.9
Child Care Subsidy	Northern Areas	26.9
Child Care Subsidy	Northampton	21.5
Child Care Subsidy	Northam	27.6
Child Care Subsidy	North Sydney	26.2
Child Care Subsidy	North Burnett	24.6
Child Care Subsidy	Noosa	27.5
Child Care Subsidy	Nillumbik	23.5
Child Care Subsidy	Ngaanyatjarraku	57.9
Child Care Subsidy	Newcastle	24.2
Child Care Subsidy	Nedlands	23.3
Child Care Subsidy	Narromine	29.9
Child Care Subsidy	Narrogin	30.4
Child Care Subsidy	Narrandera	21.6
Child Care Subsidy	Narrabri	25.7
Child Care Subsidy	Narembeen	33.2
Child Care Subsidy	Naracoorte Lucindale	23.6
Child Care Subsidy	Napranum	10.7
Child Care Subsidy	Nannup	36.2
Child Care Subsidy	Nambucca Valley	23.4
Child Care Subsidy	Muswellbrook	19.4
Child Care Subsidy	Murweh	17.8
Child Care Subsidy	Murrumbidgee	39.2
Child Care Subsidy	Murrindindi	24.7
Child Care Subsidy	Murray River	25.1
Child Care Subsidy	Murray Bridge	23.2
Child Care Subsidy	Murray	30.0
Child Care Subsidy	Mundaring	35.2
Child Care Subsidy	Mukinbudin	40.6
Child Care Subsidy	Moyné	26.0
Child Care Subsidy	Mount Remarkable	13.0
Child Care Subsidy	Mount Marshall	12.5
Child Care Subsidy	Mount Magnet	12.0
Child Care Subsidy	Mount Isa	26.6
Child Care Subsidy	Mount Gambier	23.2
Child Care Subsidy	Mount Barker	25.2
Child Care Subsidy	Mount Alexander	26.1
Child Care Subsidy	Mosman Park	23.9
Child Care Subsidy	Mosman	27.6
Child Care Subsidy	Mornington Peninsula	24.2
Child Care Subsidy	Mornington	46.3
Child Care Subsidy	Moreton Bay	24.5
Child Care Subsidy	Moreland	24.4
Child Care Subsidy	Moree Plains	23.1

Social Security and Welfare by Local Government Area Average Days to Process - 1 July 2023 - 31 Dec 2023

Service Reason	Local Government Area	Average Days to Process
Child Care Subsidy	Morawa	6.0
Child Care Subsidy	Moorabool	25.0
Child Care Subsidy	Moora	23.6
Child Care Subsidy	Moonee Valley	23.4
Child Care Subsidy	Monash	27.4
Child Care Subsidy	Moira	26.3
Child Care Subsidy	Mitchell	26.2
Child Care Subsidy	Mitcham	25.7
Child Care Subsidy	Mingenew	17.5
Child Care Subsidy	Mildura	24.5
Child Care Subsidy	Mid-Western	23.0
Child Care Subsidy	Mid-Coast	26.5
Child Care Subsidy	Mid Murray	26.6
Child Care Subsidy	Merredin	28.5
Child Care Subsidy	Melville	25.9
Child Care Subsidy	Melton	25.7
Child Care Subsidy	Melbourne	28.9
Child Care Subsidy	Meekatharra	14.0
Child Care Subsidy	Meander Valley	26.3
Child Care Subsidy	Mackinlay	12.8
Child Care Subsidy	MaroonDAH	23.8
Child Care Subsidy	Marion	25.1
Child Care Subsidy	Maribyrnong	24.8
Child Care Subsidy	Mareeba	23.7
Child Care Subsidy	Maranoa	25.1
Child Care Subsidy	Mansfield	28.7
Child Care Subsidy	Manningham	28.8
Child Care Subsidy	Manjimup	23.9
Child Care Subsidy	Mandurah	27.2
Child Care Subsidy	Maitland	24.3
Child Care Subsidy	Mackay	23.6
Child Care Subsidy	Macedon Ranges	22.5
Child Care Subsidy	MacDonnell	22.0
Child Care Subsidy	Loxton Waikerie	21.0
Child Care Subsidy	Lower Eyre Peninsula	27.2
Child Care Subsidy	Longreach	20.3
Child Care Subsidy	Logan	23.8
Child Care Subsidy	Loddon	27.7
Child Care Subsidy	Lockyer Valley	25.1
Child Care Subsidy	Lockhart River	7.0
Child Care Subsidy	Lockhart	19.9
Child Care Subsidy	Livingstone	22.2
Child Care Subsidy	Liverpool Plains	15.6
Child Care Subsidy	Liverpool	24.0
Child Care Subsidy	Lithgow	23.8
Child Care Subsidy	Litchfield	23.4
Child Care Subsidy	Lismore	24.6
Child Care Subsidy	Light	23.9
Child Care Subsidy	Leonora	12.0
Child Care Subsidy	Leeton	23.6
Child Care Subsidy	Laverton	79.0
Child Care Subsidy	Launceston	24.5
Child Care Subsidy	Latrobe (Vic.)	23.6
Child Care Subsidy	Latrobe (Tas.)	19.2

Social Security and Welfare by Local Government Area Average Days to Process - 1 July 2023 - 31 Dec 2023

Service Reason	Local Government Area	Average Days to Process
Child Care Subsidy	Latrobe (C) (Vic.)	57.0
Child Care Subsidy	Lane Cove	22.6
Child Care Subsidy	Lake Macquarie	23.5
Child Care Subsidy	Lake Grace	33.1
Child Care Subsidy	Lachlan	23.7
Child Care Subsidy	Kyogle	24.4
Child Care Subsidy	Kwinana	24.9
Child Care Subsidy	Ku-ring-gai	27.2
Child Care Subsidy	Kulin	28.6
Child Care Subsidy	Koorda	14.0
Child Care Subsidy	Kondinin	14.3
Child Care Subsidy	Kojonup	13.4
Child Care Subsidy	Knox	25.5
Child Care Subsidy	Kingston (Vic.)	24.7
Child Care Subsidy	Kingston (SA)	44.3
Child Care Subsidy	Kingborough	26.5
Child Care Subsidy	King Island	42.2
Child Care Subsidy	Kimba	14.0
Child Care Subsidy	Kiama	19.7
Child Care Subsidy	Kentish	28.0
Child Care Subsidy	Kent	18.5
Child Care Subsidy	Kempsey	23.3
Child Care Subsidy	Kellerberrin	14.8
Child Care Subsidy	Katherine	24.9
Child Care Subsidy	Katanning	25.0
Child Care Subsidy	Karratha	24.5
Child Care Subsidy	Karoonda East Murray	27.3
Child Care Subsidy	Kangaroo Island	38.2
Child Care Subsidy	Kalgoorlie-Boulder	23.0
Child Care Subsidy	Kalamunda	26.2
Child Care Subsidy	June	29.7
Child Care Subsidy	Joondalup	26.7
Child Care Subsidy	Jerramungup	77.8
Child Care Subsidy	Isaac	25.0
Child Care Subsidy	Irwin	10.4
Child Care Subsidy	Ipswich	25.0
Child Care Subsidy	Inverell	17.1
Child Care Subsidy	Inner West	24.1
Child Care Subsidy	Indigo	23.1
Child Care Subsidy	Huon Valley	23.9
Child Care Subsidy	Hunters Hill	25.9
Child Care Subsidy	Hume	25.2
Child Care Subsidy	Horsham	27.6
Child Care Subsidy	Hornsbly	26.1
Child Care Subsidy	Hope Vale	32.0
Child Care Subsidy	Holdfast Bay	27.2
Child Care Subsidy	Hobsons Bay	27.8
Child Care Subsidy	Hobart	26.3
Child Care Subsidy	Hindmarsh	35.1
Child Care Subsidy	Hinчинbrook	21.3
Child Care Subsidy	Hilltops	24.9
Child Care Subsidy	Hepburn	23.0
Child Care Subsidy	Hay	21.5
Child Care Subsidy	Hawkesbury	24.1

Social Security and Welfare by Local Government Area Average Days to Process - 1 July 2023 - 31 Dec 2023

Service Reason	Local Government Area	Average Days to Process
Child Care Subsidy	Harvey	27.8
Child Care Subsidy	Halls Creek	19.0
Child Care Subsidy	Gympie	22.4
Child Care Subsidy	Gwydir	20.1
Child Care Subsidy	Gunnedah	25.7
Child Care Subsidy	Griffith	29.3
Child Care Subsidy	Greater Shepparton	24.4
Child Care Subsidy	Greater Hume	21.2
Child Care Subsidy	Greater Geraldton	23.9
Child Care Subsidy	Greater Geelong	23.9
Child Care Subsidy	Greater Dandenong	27.4
Child Care Subsidy	Greater Bendigo	24.8
Child Care Subsidy	Grant	23.0
Child Care Subsidy	Goyder	18.9
Child Care Subsidy	Goulburn Mulwaree	27.6
Child Care Subsidy	Gosnells	27.0
Child Care Subsidy	Goondiwindi	23.6
Child Care Subsidy	Goomalling	32.7
Child Care Subsidy	Golden Plains	22.4
Child Care Subsidy	Gold Coast (C)	16.5
Child Care Subsidy	Gold Coast	25.7
Child Care Subsidy	Gnowangerrup	30.0
Child Care Subsidy	Glenorchy	28.7
Child Care Subsidy	Glenelg	32.5
Child Care Subsidy	Glen Innes Severn	29.1
Child Care Subsidy	Glen Eira	24.8
Child Care Subsidy	Glamorgan-Spring Bay	24.0
Child Care Subsidy	Gladstone	24.5
Child Care Subsidy	Gingin	24.1
Child Care Subsidy	Gilgandra	24.9
Child Care Subsidy	Georges River	26.3
Child Care Subsidy	George Town	25.7
Child Care Subsidy	Gawler	26.7
Child Care Subsidy	Gannawarra	25.2
Child Care Subsidy	Fremantle	23.4
Child Care Subsidy	Fraser Coast	23.5
Child Care Subsidy	Frankston	25.0
Child Care Subsidy	Franklin Harbour	33.0
Child Care Subsidy	Forbes	28.6
Child Care Subsidy	Flinders Ranges	20.0
Child Care Subsidy	Flinders (Tas.)	14.0
Child Care Subsidy	Flinders (Qld)	16.5
Child Care Subsidy	Federation	22.5
Child Care Subsidy	Fairfield	24.3
Child Care Subsidy	Exmouth	11.8
Child Care Subsidy	Eurobodalla	24.8
Child Care Subsidy	Etheridge	25.0
Child Care Subsidy	Esperance	31.5
Child Care Subsidy	Elliston	8.0
Child Care Subsidy	Edward River	29.4
Child Care Subsidy	East Pilbara	21.7
Child Care Subsidy	East Gippsland	21.7
Child Care Subsidy	East Fremantle	18.4
Child Care Subsidy	East Arnhem	17.0

Social Security and Welfare by Local Government Area Average Days to Process - 1 July 2023 - 31 Dec 2023

Service Reason	Local Government Area	Average Days to Process
Child Care Subsidy	Dungog	29.5
Child Care Subsidy	Dundas	82.0
Child Care Subsidy	Dumblenyung	12.7
Child Care Subsidy	Dubbo	27.0
Child Care Subsidy	Dowerin	14.0
Child Care Subsidy	Douglas	29.1
Child Care Subsidy	Dorset	22.4
Child Care Subsidy	Doomadgee	32.2
Child Care Subsidy	Donnybrook-Balingup	19.4
Child Care Subsidy	Diamantina	12.0
Child Care Subsidy	Devonport	28.9
Child Care Subsidy	Derwent Valley	24.4
Child Care Subsidy	Derby-West Kimberley	38.4
Child Care Subsidy	Denmark	23.8
Child Care Subsidy	Darwin Waterfront Precinct	23.5
Child Care Subsidy	Darwin	25.5
Child Care Subsidy	Darebin	26.0
Child Care Subsidy	Dardanup	28.7
Child Care Subsidy	Dandaragan	24.2
Child Care Subsidy	Dalwallinu	17.4
Child Care Subsidy	Cunderdin	49.4
Child Care Subsidy	Cumberland	26.1
Child Care Subsidy	Cuballing	11.7
Child Care Subsidy	Croydon	29.5
Child Care Subsidy	Cranbrook	60.0
Child Care Subsidy	Cowra	25.2
Child Care Subsidy	Cottesloe	24.4
Child Care Subsidy	Corrigin	22.2
Child Care Subsidy	Corangamite	27.5
Child Care Subsidy	Copper Coast	24.4
Child Care Subsidy	Cootamundra-Gundagai	21.2
Child Care Subsidy	Coorow	14.5
Child Care Subsidy	Coorong	26.2
Child Care Subsidy	Coonamble	23.0
Child Care Subsidy	Coomalie	17.2
Child Care Subsidy	Coolgardie	30.2
Child Care Subsidy	Coolamon	27.0
Child Care Subsidy	Cook	18.3
Child Care Subsidy	Cooper Pedy	15.5
Child Care Subsidy	Collie	30.6
Child Care Subsidy	Colac Otway	25.9
Child Care Subsidy	Coffs Harbour	22.9
Child Care Subsidy	Cockburn	26.4
Child Care Subsidy	Cobar	17.0
Child Care Subsidy	Cloncurry	21.5
Child Care Subsidy	Cleve	13.8
Child Care Subsidy	Clarence Valley	22.4
Child Care Subsidy	Clarence	25.9
Child Care Subsidy	Claremont	25.1
Child Care Subsidy	Clare and Gilbert Valleys	22.1
Child Care Subsidy	Circular Head	31.2
Child Care Subsidy	Christmas Island	16.3
Child Care Subsidy	Chittering	21.8
Child Care Subsidy	Cherbourg	24.4

Social Security and Welfare by Local Government Area Average Days to Process - 1 July 2023 - 31 Dec 2023

Service Reason	Local Government Area	Average Days to Process
Child Care Subsidy	Charters Towers	30.9
Child Care Subsidy	Charles Sturt	26.5
Child Care Subsidy	Chapman Valley	22.8
Child Care Subsidy	Cessnock	24.2
Child Care Subsidy	Central Highlands (Tas.)	18.2
Child Care Subsidy	Central Highlands (Qld)	24.7
Child Care Subsidy	Central Goldfields	31.2
Child Care Subsidy	Central Desert	14.6
Child Care Subsidy	Central Darling	14.7
Child Care Subsidy	Central Coast (Tas.)	29.7
Child Care Subsidy	Central Coast (NSW)	23.5
Child Care Subsidy	Ceduna	25.8
Child Care Subsidy	Cassowary Coast	24.4
Child Care Subsidy	Casey	26.6
Child Care Subsidy	Carrathool	18.4
Child Care Subsidy	Carpentaria	49.0
Child Care Subsidy	Carnarvon	19.2
Child Care Subsidy	Carnamah	35.8
Child Care Subsidy	Cardinia	27.6
Child Care Subsidy	Capel	31.8
Child Care Subsidy	Canterbury-Bankstown	24.9
Child Care Subsidy	Canning	30.3
Child Care Subsidy	Canada Bay	25.9
Child Care Subsidy	Campbelltown (SA)	29.1
Child Care Subsidy	Campbelltown (NSW)	25.2
Child Care Subsidy	Campaspe	24.7
Child Care Subsidy	Camden	24.1
Child Care Subsidy	Cambridge	29.0
Child Care Subsidy	Cairns	26.6
Child Care Subsidy	Cabonne	24.1
Child Care Subsidy	Byron	24.1
Child Care Subsidy	Busseton	24.4
Child Care Subsidy	Burwood	28.2
Child Care Subsidy	Burnside	27.1
Child Care Subsidy	Burnie	25.3
Child Care Subsidy	Burke	16.0
Child Care Subsidy	Burdakin	24.8
Child Care Subsidy	Bundaberg	22.8
Child Care Subsidy	Bunbury	27.3
Child Care Subsidy	Buloke	37.5
Child Care Subsidy	Bulloo	17.5
Child Care Subsidy	Bruce Rock	23.0
Child Care Subsidy	Broomehill-Tambellup	15.4
Child Care Subsidy	Broome	28.6
Child Care Subsidy	Brookton	15.0
Child Care Subsidy	Broken Hill	25.9
Child Care Subsidy	Brisbane	26.0
Child Care Subsidy	Brimbank	26.0
Child Care Subsidy	Brighton	25.1
Child Care Subsidy	Bridgetown-Greenbushes	46.0
Child Care Subsidy	Brewarrina	32.7
Child Care Subsidy	Break O'Day	22.3
Child Care Subsidy	Boyup Brook	18.1
Child Care Subsidy	Bourke	20.3

Social Security and Welfare by Local Government Area Average Days to Process - 1 July 2023 - 31 Dec 2023

Service Reason	Local Government Area	Average Days to Process
Child Care Subsidy	Boullia	59.0
Child Care Subsidy	Boroondara	26.2
Child Care Subsidy	Bogan	26.6
Child Care Subsidy	Boddington	28.2
Child Care Subsidy	Blue Mountains	23.2
Child Care Subsidy	Blayney	23.9
Child Care Subsidy	Bland	32.6
Child Care Subsidy	Blacktown	26.2
Child Care Subsidy	Blackall Tambo	13.9
Child Care Subsidy	Beverley	24.8
Child Care Subsidy	Berrigan	26.0
Child Care Subsidy	Berri Barmera	27.5
Child Care Subsidy	Benalla	27.4
Child Care Subsidy	Belmont	27.3
Child Care Subsidy	Bellingen	27.8
Child Care Subsidy	Bega Valley	25.1
Child Care Subsidy	Bayswater	28.2
Child Care Subsidy	Bayside (Vic.)	23.4
Child Care Subsidy	Bayside (NSW)	26.4
Child Care Subsidy	Baw Baw	24.5
Child Care Subsidy	Bathurst	24.2
Child Care Subsidy	Bassendean	26.3
Child Care Subsidy	Bass Coast	26.2
Child Care Subsidy	Barrunga West	18.3
Child Care Subsidy	Barossa	25.5
Child Care Subsidy	Barkly	22.6
Child Care Subsidy	Barcardine	26.3
Child Care Subsidy	Banyule	24.8
Child Care Subsidy	Banana	31.4
Child Care Subsidy	Bairnald	22.7
Child Care Subsidy	Balonne	28.9
Child Care Subsidy	Ballina	25.4
Child Care Subsidy	Ballarat	24.0
Child Care Subsidy	Aurukun	29.6
Child Care Subsidy	Augusta Margaret River	22.9
Child Care Subsidy	Ashburton	25.8
Child Care Subsidy	Armidale	26.5
Child Care Subsidy	Armadale	26.4
Child Care Subsidy	Ararat	24.9
Child Care Subsidy	Anangu Pitjantjatjara Yankunytjatjara	39.3
Child Care Subsidy	Alpine	30.1
Child Care Subsidy	Alice Springs	20.3
Child Care Subsidy	Alexandrina	21.0
Child Care Subsidy	Albury	24.6
Child Care Subsidy	Albany	24.9
Child Care Subsidy	Adelaide Plains	24.8
Child Care Subsidy	Adelaide Hills	24.3
Child Care Subsidy	Adelaide	32.4
Crisis Payment	Yorke Peninsula	3.0
Crisis Payment	York	2.6
Crisis Payment	Yilgarn	3.0
Crisis Payment	Yass Valley	2.7
Crisis Payment	Yarriambiack	2.0
Crisis Payment	Yarrabah	1.2

Social Security and Welfare by Local Government Area Average Days to Process - 1 July 2023 - 31 Dec 2023

Service Reason	Local Government Area	Average Days to Process
Crisis Payment	Yarra Ranges	2.9
Crisis Payment	Yarra	2.8
Crisis Payment	Yankalilla	1.7
Crisis Payment	Yalgoo	2.6
Crisis Payment	Wyndham-East Kimberley	1.2
Crisis Payment	Wyndham	1.6
Crisis Payment	Wyalkatchem	0.0
Crisis Payment	Wujal Wujal	2.0
Crisis Payment	Wudinna	0.7
Crisis Payment	Woorabinda	1.1
Crisis Payment	Woollahra	4.1
Crisis Payment	Woodanilling	0.0
Crisis Payment	Wongan-Ballidu	5.3
Crisis Payment	Wollongong	2.6
Crisis Payment	Wollondilly	2.9
Crisis Payment	Wodonga	2.3
Crisis Payment	Winton	7.0
Crisis Payment	Wingecarribee	2.0
Crisis Payment	Wiluna	2.3
Crisis Payment	Willoughby	1.9
Crisis Payment	Wickepin	0.0
Crisis Payment	Whyalla	2.4
Crisis Payment	Whitesea	2.9
Crisis Payment	Whitsunday	2.4
Crisis Payment	Whitehorse	2.9
Crisis Payment	Western Downs	2.8
Crisis Payment	West Wimmera	1.8
Crisis Payment	West Torrens	2.0
Crisis Payment	West Tamar	4.1
Crisis Payment	West Daly	0.4
Crisis Payment	West Coast	2.3
Crisis Payment	West Arnhem	0.1
Crisis Payment	Wentworth	2.8
Crisis Payment	Wellington	2.9
Crisis Payment	Weipa	3.4
Crisis Payment	Weddin	3.7
Crisis Payment	Waverley	2.8
Crisis Payment	Wattle Range	2.9
Crisis Payment	Warrumbungle	3.5
Crisis Payment	Warrnambool	2.4
Crisis Payment	Warren	1.2
Crisis Payment	Waroona	2.1
Crisis Payment	Waratah-Wynyard	2.9
Crisis Payment	Wanneroo	3.0
Crisis Payment	Wangaratta	3.5
Crisis Payment	Walkerville	3.1
Crisis Payment	Walgett	2.5
Crisis Payment	Walcha	3.6
Crisis Payment	Wakefield	3.8
Crisis Payment	Wagin	1.5
Crisis Payment	Wagga Wagga	1.5
Crisis Payment	Vincent	3.1
Crisis Payment	Victoria Park	1.8
Crisis Payment	Victoria Daily	1.2

Social Security and Welfare by Local Government Area Average Days to Process - 1 July 2023 - 31 Dec 2023

Service Reason	Local Government Area	Average Days to Process
Crisis Payment	Victor Harbor	2.7
Crisis Payment	Uralla	3.0
Crisis Payment	Upper Lachlan	2.9
Crisis Payment	Upper Hunter	3.8
Crisis Payment	Unley	3.7
Crisis Payment	Unincorporated SA	1.7
Crisis Payment	Unincorporated NT	1.7
Crisis Payment	Unincorporated NSW	0.0
Crisis Payment	Unincorporated ACT	2.3
Crisis Payment	Unincorp. Other Territories	0.0
Crisis Payment	Tweed	2.9
Crisis Payment	Tumby Bay	2.2
Crisis Payment	Trayning	0.0
Crisis Payment	Towong	1.0
Crisis Payment	Townsville	1.8
Crisis Payment	Torres Strait Island	1.6
Crisis Payment	Torres	2.9
Crisis Payment	Toowoomba	2.1
Crisis Payment	Toodyay	1.9
Crisis Payment	Tiwi Islands	0.9
Crisis Payment	The Hills	1.5
Crisis Payment	Tenterfield	3.1
Crisis Payment	Temora	2.5
Crisis Payment	Tea Tree Gully	2.1
Crisis Payment	Tatara	1.4
Crisis Payment	Tasman	2.8
Crisis Payment	Tamworth	2.5
Crisis Payment	Tammin	14.0
Crisis Payment	Tablelands	2.7
Crisis Payment	Sydney	1.7
Crisis Payment	Swan Hill	2.5
Crisis Payment	Swan	2.6
Crisis Payment	Sutherland	3.2
Crisis Payment	Surf Coast	1.8
Crisis Payment	Sunshine Coast	2.7
Crisis Payment	Subiaco	3.6
Crisis Payment	Streaky Bay	1.0
Crisis Payment	Strathfield	2.9
Crisis Payment	Strathbogie	2.6
Crisis Payment	Stonnington	3.3
Crisis Payment	Stirling	2.8
Crisis Payment	Southern Midlands	0.9
Crisis Payment	Southern Mallee	0.0
Crisis Payment	Southern Gramplains	2.3
Crisis Payment	Southern Downs	3.4
Crisis Payment	South Perth	2.8
Crisis Payment	South Gippsland	2.9
Crisis Payment	South Burnett	2.8
Crisis Payment	Sorell	3.3
Crisis Payment	Somerset	2.7
Crisis Payment	Snowy Valleys	3.2
Crisis Payment	Snowy Monaro	4.8
Crisis Payment	Singleton	2.6
Crisis Payment	Shoalhaven	2.5

Social Security and Welfare by Local Government Area Average Days to Process - 1 July 2023 - 31 Dec 2023

Service Reason	Local Government Area	Average Days to Process
Crisis Payment	Shellharbour	2.9
Crisis Payment	Shark Bay	2.8
Crisis Payment	Serpentine-Jarrahdale	2.6
Crisis Payment	Scenic Rim	2.3
Crisis Payment	Salisbury	2.2
Crisis Payment	Ryde	2.4
Crisis Payment	Roxby Downs	0.0
Crisis Payment	Roper Gulf	1.2
Crisis Payment	Rockingham	3.1
Crisis Payment	Rockhampton	2.8
Crisis Payment	Robe	3.0
Crisis Payment	Richmond Valley	2.8
Crisis Payment	Richmond	3.0
Crisis Payment	Renmark Paringa	2.6
Crisis Payment	Redland	2.7
Crisis Payment	Ravensthorpe	0.0
Crisis Payment	Randwick	2.2
Crisis Payment	Queenscliffe	4.7
Crisis Payment	Queanbeyan-Palerang	2.0
Crisis Payment	Quairading	10.7
Crisis Payment	Pyrenees	2.1
Crisis Payment	Prospect	2.4
Crisis Payment	Port Stephens	3.0
Crisis Payment	Port Pirie	3.1
Crisis Payment	Port Phillip	2.7
Crisis Payment	Port Macquarie-Hastings	3.3
Crisis Payment	Port Lincoln	2.9
Crisis Payment	Port Hedland	1.9
Crisis Payment	Port Augusta	1.7
Crisis Payment	Port Adelaide Enfield	2.0
Crisis Payment	Poromuraaw	1.7
Crisis Payment	Playford	2.9
Crisis Payment	Plantagenet	1.7
Crisis Payment	Pingelly	1.0
Crisis Payment	Peterborough	2.9
Crisis Payment	Perth	1.3
Crisis Payment	Perenjori	8.0
Crisis Payment	Perinth	1.9
Crisis Payment	Parramatta	2.3
Crisis Payment	Paroo	2.5
Crisis Payment	Parkes	2.8
Crisis Payment	Palmerston	1.8
Crisis Payment	Palm Island	1.2
Crisis Payment	Orroroo Carrieton	2.0
Crisis Payment	Orange	2.3
Crisis Payment	Onkaparinga	2.5
Crisis Payment	Oberon	3.1
Crisis Payment	Nungarin	0.0
Crisis Payment	Norwood Payneham and St Peters	1.9
Crisis Payment	Northern Peninsula Area	2.9
Crisis Payment	Northern Midlands	2.5
Crisis Payment	Northern Gramplians	3.3
Crisis Payment	Northern Beaches	3.0
Crisis Payment	Northern Areas	0.8

Social Security and Welfare by Local Government Area Average Days to Process - 1 July 2023 - 31 Dec 2023

Service Reason	Local Government Area	Average Days to Process
Crisis Payment	Northampton	3.3
Crisis Payment	Northam	2.2
Crisis Payment	North Sydney	3.3
Crisis Payment	North Burnett	2.7
Crisis Payment	Noosa	2.6
Crisis Payment	Nilumbik	2.8
Crisis Payment	Ngaanyatjarraku	0.4
Crisis Payment	Newcastle	2.1
Crisis Payment	Nedlands	1.5
Crisis Payment	Narrornine	2.1
Crisis Payment	Narrogin	3.6
Crisis Payment	Narrandera	3.0
Crisis Payment	Narrabri	2.4
Crisis Payment	Naracoorte Lucindale	2.7
Crisis Payment	Napranum	0.5
Crisis Payment	Nannup	0.7
Crisis Payment	Nambucca Valley	2.2
Crisis Payment	Muswellbrook	3.6
Crisis Payment	Murweh	1.6
Crisis Payment	Murrumbidgee	2.6
Crisis Payment	Murrindindi	5.3
Crisis Payment	Murray River	2.7
Crisis Payment	Murray Bridge	3.1
Crisis Payment	Murray	4.1
Crisis Payment	Mundaring	3.1
Crisis Payment	Moyne	1.7
Crisis Payment	Mount Remarkable	2.0
Crisis Payment	Mount Magnet	2.6
Crisis Payment	Mount Isa	1.4
Crisis Payment	Mount Gambier	3.2
Crisis Payment	Mount Barker	2.4
Crisis Payment	Mount Alexander	3.4
Crisis Payment	Mosman Park	2.2
Crisis Payment	Mosman	4.4
Crisis Payment	Mornington Peninsula	2.8
Crisis Payment	Mornington	0.3
Crisis Payment	Moreton Bay	2.5
Crisis Payment	Moreland	2.1
Crisis Payment	Moree Plains	2.5
Crisis Payment	Morawa	4.0
Crisis Payment	Moorabool	2.5
Crisis Payment	Moorra	3.7
Crisis Payment	Moonee Valley	2.9
Crisis Payment	Monash	2.9
Crisis Payment	Moira	3.1
Crisis Payment	Mitchell	3.2
Crisis Payment	Mitcham	2.1
Crisis Payment	Mingenew	9.0
Crisis Payment	Mildura	2.7
Crisis Payment	Mid-Western	2.9
Crisis Payment	Mid-Coast	2.7
Crisis Payment	Mid Murray	3.0
Crisis Payment	Merredin	1.8
Crisis Payment	Menzies	1.0

Social Security and Welfare by Local Government Area Average Days to Process - 1 July 2023 - 31 Dec 2023

Service Reason	Local Government Area	Average Days to Process
Crisis Payment	Melville	2.8
Crisis Payment	Melton	2.9
Crisis Payment	Melbourne	2.1
Crisis Payment	Meekatharra	2.0
Crisis Payment	Meander Valley	2.8
Crisis Payment	Mckinlay	0.0
Crisis Payment	MaroonDAH	2.8
Crisis Payment	Marion	2.3
Crisis Payment	Maribymong	2.5
Crisis Payment	Mareeba	1.6
Crisis Payment	Maranoa	3.0
Crisis Payment	Maringga Tjarutja	0.0
Crisis Payment	Mapoon	0.0
Crisis Payment	Mansfield	3.5
Crisis Payment	Manningham	2.1
Crisis Payment	Manjimup	4.0
Crisis Payment	Mandurah	2.9
Crisis Payment	Maitland	2.6
Crisis Payment	Mackay	2.8
Crisis Payment	Macedon Ranges	2.8
Crisis Payment	MacDonnell	0.5
Crisis Payment	Loxton Waikerie	1.9
Crisis Payment	Lower Eyre Peninsula	3.4
Crisis Payment	Longreach	2.3
Crisis Payment	Logan	2.4
Crisis Payment	Loddon	1.9
Crisis Payment	Lockyer Valley	3.1
Crisis Payment	Lockhart River	0.4
Crisis Payment	Lockhart	2.0
Crisis Payment	Livingstone	2.1
Crisis Payment	Liverpool Plains	3.2
Crisis Payment	Liverpool	2.2
Crisis Payment	Lithgow	2.8
Crisis Payment	Litchfield	2.0
Crisis Payment	Lismore	2.6
Crisis Payment	Light	2.1
Crisis Payment	Leonora	3.2
Crisis Payment	Leeton	3.6
Crisis Payment	Laverton	0.2
Crisis Payment	Launceston	2.0
Crisis Payment	Latrobe (Vic.)	3.2
Crisis Payment	Latrobe (Tas.)	3.6
Crisis Payment	Lane Cove	3.6
Crisis Payment	Lake Macquarie	3.0
Crisis Payment	Lake Grace	6.0
Crisis Payment	Lachlan	1.6
Crisis Payment	Kyogle	1.0
Crisis Payment	Kwinana	2.5
Crisis Payment	Ku-ring-gai	1.9
Crisis Payment	Kowanyama	0.5
Crisis Payment	Kondinin	4.0
Crisis Payment	Kojonup	3.7
Crisis Payment	Knox	3.2
Crisis Payment	Kingston (Vic.)	3.0

Social Security and Welfare by Local Government Area Average Days to Process - 1 July 2023 - 31 Dec 2023

Service Reason	Local Government Area	Average Days to Process
Crisis Payment	Kingston (SA)	2.5
Crisis Payment	Kingborough	3.0
Crisis Payment	Kimba	0.0
Crisis Payment	Kiama	4.5
Crisis Payment	Kentish	2.5
Crisis Payment	Kempsey	2.9
Crisis Payment	Kellerberrin	3.6
Crisis Payment	Katherine	0.6
Crisis Payment	Katanning	3.0
Crisis Payment	Karratha	2.3
Crisis Payment	Karoonda East Murray	11.0
Crisis Payment	Kangaroo Island	9.0
Crisis Payment	Kalgoorlie-Boulder	2.6
Crisis Payment	Kalamunda	2.8
Crisis Payment	June	4.4
Crisis Payment	Joondalup	2.9
Crisis Payment	Jerramungup	7.0
Crisis Payment	Isaac	3.7
Crisis Payment	Irwin	3.2
Crisis Payment	Ipswich	2.6
Crisis Payment	Inverell	3.0
Crisis Payment	Inner West	2.3
Crisis Payment	Indigo	3.3
Crisis Payment	Huon Valley	2.3
Crisis Payment	Hunters Hill	0.6
Crisis Payment	Hume	2.2
Crisis Payment	Horsham	2.5
Crisis Payment	Hornsbly	2.0
Crisis Payment	Hope Vale	1.0
Crisis Payment	Holdfast Bay	3.2
Crisis Payment	Hobsons Bay	3.0
Crisis Payment	Hobart	2.4
Crisis Payment	Hindmarsh	0.5
Crisis Payment	Hinchinbrook	2.5
Crisis Payment	Hilltops	1.9
Crisis Payment	Heppburn	3.3
Crisis Payment	Hay	1.4
Crisis Payment	Hawkesbury	2.0
Crisis Payment	Harvey	2.4
Crisis Payment	Halls Creek	0.9
Crisis Payment	Gympie	2.6
Crisis Payment	Gwydir	2.9
Crisis Payment	Gunnedah	2.5
Crisis Payment	Griffith	3.4
Crisis Payment	Greater Shepparton	1.8
Crisis Payment	Greater Hume	0.8
Crisis Payment	Greater Geraldton	2.6
Crisis Payment	Greater Geelong	2.7
Crisis Payment	Greater Dandenong	2.0
Crisis Payment	Greater Bendigo	2.8
Crisis Payment	Grant	4.6
Crisis Payment	Goyder	5.1
Crisis Payment	Goulburn Mulwaree	2.9
Crisis Payment	Gosnells	2.5

Social Security and Welfare by Local Government Area Average Days to Process - 1 July 2023 - 31 Dec 2023

Service Reason	Local Government Area	Average Days to Process
Crisis Payment	Goondiwindi	2.2
Crisis Payment	Goomalling	2.6
Crisis Payment	Golden Plains	2.4
Crisis Payment	Gold Coast	2.9
Crisis Payment	Gnowangerup	3.2
Crisis Payment	Glenorchy	2.0
Crisis Payment	Glenelg	2.4
Crisis Payment	Glen Innes Severn	3.4
Crisis Payment	Glen Eira	2.9
Crisis Payment	Glamorgan-Spring Bay	2.4
Crisis Payment	Gladstone	3.0
Crisis Payment	Gingin	6.0
Crisis Payment	Gilgandra	3.1
Crisis Payment	Georges River	2.8
Crisis Payment	George Town	2.8
Crisis Payment	Gawler	2.8
Crisis Payment	Gannawarra	3.1
Crisis Payment	Fremantle	2.6
Crisis Payment	Fraser Coast	2.6
Crisis Payment	Frankston	2.9
Crisis Payment	Franklin Harbour	8.7
Crisis Payment	Forbes	2.4
Crisis Payment	Flinders Ranges	8.3
Crisis Payment	Flinders (Tas.)	2.5
Crisis Payment	Flinders (Qld)	1.0
Crisis Payment	Federation	3.0
Crisis Payment	Fairfield	1.4
Crisis Payment	Exmouth	1.0
Crisis Payment	Eurobodalla	2.3
Crisis Payment	Esperance	3.6
Crisis Payment	Edward River	2.4
Crisis Payment	East Pilbara	0.8
Crisis Payment	East Gippsland	2.6
Crisis Payment	East Fremantle	0.3
Crisis Payment	East Arnhem	1.1
Crisis Payment	Dungog	3.3
Crisis Payment	Dundas	3.0
Crisis Payment	Dumblenyung	3.3
Crisis Payment	Dubbo	2.5
Crisis Payment	Dowerrin	4.3
Crisis Payment	Douglas	2.5
Crisis Payment	Dorset	1.8
Crisis Payment	Doomadgee	0.2
Crisis Payment	Donnybrook-Balingup	3.3
Crisis Payment	Devonport	3.2
Crisis Payment	Derwent Valley	2.8
Crisis Payment	Derby-West Kimberley	2.4
Crisis Payment	Denmark	1.7
Crisis Payment	Darwin	1.4
Crisis Payment	Darebin	1.9
Crisis Payment	Dardanup	2.3
Crisis Payment	Dandaragan	4.5
Crisis Payment	Dalwallinu	0.0
Crisis Payment	Cunderdin	2.5

Social Security and Welfare by Local Government Area Average Days to Process - 1 July 2023 - 31 Dec 2023

Service Reason	Local Government Area	Average Days to Process
Crisis Payment	Cumberland	2.4
Crisis Payment	Cue	1.6
Crisis Payment	Cuballing	3.0
Crisis Payment	Cranbrook	1.5
Crisis Payment	Cowra	2.6
Crisis Payment	Corangamite	3.5
Crisis Payment	Copper Coast	3.1
Crisis Payment	Cootamundra-Gundagai	2.9
Crisis Payment	Coorong	3.0
Crisis Payment	Coonamble	2.6
Crisis Payment	Coomalie	2.3
Crisis Payment	Coolgardie	2.8
Crisis Payment	Coolamon	1.4
Crisis Payment	Cook	2.6
Crisis Payment	Cooper Pedy	2.7
Crisis Payment	Collie	4.1
Crisis Payment	Colac Otway	3.2
Crisis Payment	Coffs Harbour	1.9
Crisis Payment	Cockburn	2.7
Crisis Payment	Cobar	2.9
Crisis Payment	Cloncurry	1.3
Crisis Payment	Clarence Valley	2.0
Crisis Payment	Clarence	2.5
Crisis Payment	Claremont	5.4
Crisis Payment	Clare and Gilbert Valleys	4.3
Crisis Payment	Circular Head	4.4
Crisis Payment	Chittering	8.0
Crisis Payment	Cherbourg	1.2
Crisis Payment	Charters Towers	2.2
Crisis Payment	Charles Sturt	2.4
Crisis Payment	Cessnock	2.6
Crisis Payment	Central Highlands (Tas.)	1.0
Crisis Payment	Central Highlands (Qld)	2.9
Crisis Payment	Central Goldfields	3.4
Crisis Payment	Central Desert	0.6
Crisis Payment	Central Darling	0.3
Crisis Payment	Central Coast (Tas.)	2.8
Crisis Payment	Central Coast (NSW)	2.7
Crisis Payment	Ceduna	1.8
Crisis Payment	Cassowary Coast	2.7
Crisis Payment	Casey	1.9
Crisis Payment	Carrathool	6.0
Crisis Payment	Carpentaria	0.8
Crisis Payment	Carnarvon	2.6
Crisis Payment	Cardinia	2.6
Crisis Payment	Capel	4.3
Crisis Payment	Canterbury-Bankstown	2.3
Crisis Payment	Canning	2.4
Crisis Payment	Canada Bay	2.5
Crisis Payment	Campbelltown (SA)	3.8
Crisis Payment	Campbelltown (NSW)	1.9
Crisis Payment	Campanse	3.2
Crisis Payment	Camden	2.3
Crisis Payment	Cambridge	8.8

Social Security and Welfare by Local Government Area Average Days to Process - 1 July 2023 - 31 Dec 2023

Service Reason	Local Government Area	Average Days to Process
Crisis Payment	Cairns	1.8
Crisis Payment	Cabonne	2.4
Crisis Payment	Byron	3.5
Crisis Payment	Busselton	2.0
Crisis Payment	Burwood	1.7
Crisis Payment	Burnside	1.6
Crisis Payment	Burnie	2.5
Crisis Payment	Burke	2.6
Crisis Payment	Burdekin	2.9
Crisis Payment	Bundaberg	3.3
Crisis Payment	Bunbury	3.3
Crisis Payment	Buloke	5.0
Crisis Payment	Bruce Rock	2.3
Crisis Payment	Broomehill-Tambellup	0.0
Crisis Payment	Broome	2.4
Crisis Payment	Brookton	0.8
Crisis Payment	Broken Hill	2.6
Crisis Payment	Brisbane	2.2
Crisis Payment	Brimbank	2.1
Crisis Payment	Brighton	2.0
Crisis Payment	Bridgetown-Greenbushes	4.2
Crisis Payment	Brewarrina	1.2
Crisis Payment	Break O'Day	2.8
Crisis Payment	Boyup Brook	0.0
Crisis Payment	Bourke	1.7
Crisis Payment	Boulia	2.3
Crisis Payment	Boroondara	2.7
Crisis Payment	Bogan	3.3
Crisis Payment	Boddington	3.0
Crisis Payment	Blue Mountains	2.6
Crisis Payment	Blayney	3.3
Crisis Payment	Bland	5.4
Crisis Payment	Blacktown	2.3
Crisis Payment	Blackall Tambo	1.3
Crisis Payment	Beverley	4.3
Crisis Payment	Berrigan	2.5
Crisis Payment	Berri Barmera	2.9
Crisis Payment	Benalla	3.1
Crisis Payment	Beluyen	0.0
Crisis Payment	Belmont	2.5
Crisis Payment	Bellingen	2.1
Crisis Payment	Bega Valley	2.7
Crisis Payment	Bayswater	2.7
Crisis Payment	Bayside (Vic.)	3.7
Crisis Payment	Bayside (NSW)	2.6
Crisis Payment	Baw Baw	3.0
Crisis Payment	Bathurst	2.4
Crisis Payment	Bassendean	2.5
Crisis Payment	Bass Coast	2.3
Crisis Payment	Barunga West	7.0
Crisis Payment	Barossa	2.9
Crisis Payment	Barkly	0.8
Crisis Payment	Barcaldine	1.2
Crisis Payment	Banyule	2.5

Social Security and Welfare by Local Government Area Average Days to Process - 1 July 2023 - 31 Dec 2023

Service Reason	Local Government Area	Average Days to Process
Crisis Payment	Banana	3.0
Crisis Payment	Balranald	4.3
Crisis Payment	Balonne	1.6
Crisis Payment	Ballina	2.2
Crisis Payment	Ballarat	2.9
Crisis Payment	Aurukun	1.0
Crisis Payment	Augusta Margaret River	4.5
Crisis Payment	Ashburton	3.4
Crisis Payment	Armidale	2.1
Crisis Payment	Armadale	2.4
Crisis Payment	Ararat	2.0
Crisis Payment	Anangu Pitjantjatjara Yankunytjatjara	0.4
Crisis Payment	Alpine	1.8
Crisis Payment	Alice Springs	1.2
Crisis Payment	Alexandrina	2.6
Crisis Payment	Albury	1.9
Crisis Payment	Albany	2.4
Crisis Payment	Adelaide Plains	4.4
Crisis Payment	Adelaide Hills	2.1
Crisis Payment	Adelaide	1.6
Dad and Partner Pay	Yorke Peninsula	80.8
Dad and Partner Pay	York	93.0
Dad and Partner Pay	Yass Valley	40.0
Dad and Partner Pay	Yarriambiack	73.5
Dad and Partner Pay	Yarra Ranges	71.1
Dad and Partner Pay	Yarra	71.7
Dad and Partner Pay	Yankalilla	88.0
Dad and Partner Pay	Wynndham-East Kimberley	52.5
Dad and Partner Pay	Wyndham	66.9
Dad and Partner Pay	Woollahra	67.5
Dad and Partner Pay	Wollongong	70.2
Dad and Partner Pay	Wollondilly	61.9
Dad and Partner Pay	Wodonga	67.8
Dad and Partner Pay	Winton	97.0
Dad and Partner Pay	Wingecarribee	59.6
Dad and Partner Pay	Willoughby	75.0
Dad and Partner Pay	Wickepin	42.5
Dad and Partner Pay	Whyalla	70.5
Dad and Partner Pay	Whitesea	69.2
Dad and Partner Pay	Whitsunday	70.5
Dad and Partner Pay	Whitehorse	67.9
Dad and Partner Pay	Western Downs	68.8
Dad and Partner Pay	West Wimmera	0.0
Dad and Partner Pay	West Torrens	66.1
Dad and Partner Pay	West Tamar	75.3
Dad and Partner Pay	Wentworth	89.3
Dad and Partner Pay	Wellington	63.5
Dad and Partner Pay	Weipa	40.0
Dad and Partner Pay	Weddin	89.0
Dad and Partner Pay	Waverley	70.6
Dad and Partner Pay	Wattle Range	64.4
Dad and Partner Pay	Warrumbungle	62.6
Dad and Partner Pay	Warrambool	63.5
Dad and Partner Pay	Warren	104.0

Social Security and Welfare by Local Government Area Average Days to Process - 1 July 2023 - 31 Dec 2023

Service Reason	Local Government Area	Average Days to Process
Dad and Partner Pay	Waroona	69.3
Dad and Partner Pay	Waratah-Wynyard	46.0
Dad and Partner Pay	Wanneroo	64.0
Dad and Partner Pay	Wangaratta	69.0
Dad and Partner Pay	Walkerville	68.0
Dad and Partner Pay	Walgett	45.0
Dad and Partner Pay	Walcha	0.0
Dad and Partner Pay	Wakefield	68.8
Dad and Partner Pay	Wagin	61.0
Dad and Partner Pay	Wagga Wagga	62.0
Dad and Partner Pay	Vincent	77.3
Dad and Partner Pay	Victoria Park	65.7
Dad and Partner Pay	Victor Harbor	84.8
Dad and Partner Pay	Urala	75.5
Dad and Partner Pay	Upper Lachlan	52.8
Dad and Partner Pay	Upper Hunter	50.7
Dad and Partner Pay	Unley	61.8
Dad and Partner Pay	Unincorporated Vic	113.0
Dad and Partner Pay	Unincorporated SA	55.5
Dad and Partner Pay	Unincorporated NT	56.9
Dad and Partner Pay	Unincorporated NSW	38.0
Dad and Partner Pay	Unincorporated ACT	69.2
Dad and Partner Pay	Unincorp. Other Territories	83.5
Dad and Partner Pay	Tweed	58.0
Dad and Partner Pay	Tumby Bay	84.5
Dad and Partner Pay	Towong	89.2
Dad and Partner Pay	Townsville	62.3
Dad and Partner Pay	Toowoomba	64.6
Dad and Partner Pay	Toodyay	80.0
Dad and Partner Pay	Tiwi Islands	0.0
Dad and Partner Pay	The Hills	69.9
Dad and Partner Pay	Tenterfield	54.5
Dad and Partner Pay	Temora	61.6
Dad and Partner Pay	Tea Tree Gully	61.6
Dad and Partner Pay	Tatara	65.5
Dad and Partner Pay	Tasman	96.0
Dad and Partner Pay	Tamworth	67.0
Dad and Partner Pay	Tablelands	60.1
Dad and Partner Pay	Sydney	71.2
Dad and Partner Pay	Swan Hill	67.9
Dad and Partner Pay	Swan	69.0
Dad and Partner Pay	Sutherland	69.4
Dad and Partner Pay	Surf Coast	71.7
Dad and Partner Pay	Sunshine Coast	62.8
Dad and Partner Pay	Subiaco	78.6
Dad and Partner Pay	Streaky Bay	0.0
Dad and Partner Pay	Strathfield	69.9
Dad and Partner Pay	Strathbogie	20.0
Dad and Partner Pay	Stonnington	73.7
Dad and Partner Pay	Stirling	67.7
Dad and Partner Pay	Southern Midlands	58.8
Dad and Partner Pay	Southern Mallee	42.0
Dad and Partner Pay	Southern Grampians	59.0
Dad and Partner Pay	Southern Downs	69.2

Social Security and Welfare by Local Government Area Average Days to Process - 1 July 2023 - 31 Dec 2023

Service Reason	Local Government Area	Average Days to Process
Dad and Partner Pay	South Perth	73.5
Dad and Partner Pay	South Gippsland	62.8
Dad and Partner Pay	South Burnett	70.0
Dad and Partner Pay	Sorell	56.5
Dad and Partner Pay	Somerset	60.8
Dad and Partner Pay	Snowy Valleys	67.5
Dad and Partner Pay	Snowy Monaro	60.2
Dad and Partner Pay	Singleton	68.1
Dad and Partner Pay	Shoalhaven	73.8
Dad and Partner Pay	Shellharbour	64.1
Dad and Partner Pay	Serpentine-Jarrahdale	45.3
Dad and Partner Pay	Scenic Rim	69.4
Dad and Partner Pay	Salisbury	65.1
Dad and Partner Pay	Ryde	73.0
Dad and Partner Pay	Roxby Downs	54.0
Dad and Partner Pay	Rockingham	63.6
Dad and Partner Pay	Rockhampton	73.9
Dad and Partner Pay	Robe	97.0
Dad and Partner Pay	Richmond Valley	51.9
Dad and Partner Pay	Renmark Paringa	72.0
Dad and Partner Pay	Redland	64.1
Dad and Partner Pay	Ravensthorpe	18.0
Dad and Partner Pay	Randwick	73.5
Dad and Partner Pay	Queenscliffe	79.0
Dad and Partner Pay	Queanbeyan-Palerang	70.3
Dad and Partner Pay	Pyrenees	53.5
Dad and Partner Pay	Prospect	73.8
Dad and Partner Pay	Port Stephens	52.7
Dad and Partner Pay	Port Pirie	75.6
Dad and Partner Pay	Port Phillip	59.9
Dad and Partner Pay	Port Macquarie-Hastings	55.9
Dad and Partner Pay	Port Lincoln	55.3
Dad and Partner Pay	Port Hedland	41.8
Dad and Partner Pay	Port Augusta	83.0
Dad and Partner Pay	Port Adelaide Enfield	66.5
Dad and Partner Pay	Playford	62.4
Dad and Partner Pay	Plantagenet	66.3
Dad and Partner Pay	Peterborough	100.0
Dad and Partner Pay	Perth	58.0
Dad and Partner Pay	Perenjori	79.0
Dad and Partner Pay	Perinth	65.2
Dad and Partner Pay	Parramatta	72.0
Dad and Partner Pay	Parkes	52.0
Dad and Partner Pay	Palmerston	64.8
Dad and Partner Pay	Orroroo Carrieton	78.0
Dad and Partner Pay	Orange	54.6
Dad and Partner Pay	Onkaparinga	66.7
Dad and Partner Pay	Oberon	57.0
Dad and Partner Pay	Norwood Payneham and St Peters	77.9
Dad and Partner Pay	Northern Midlands	77.3
Dad and Partner Pay	Northern Gramplians	62.1
Dad and Partner Pay	Northern Beaches	69.6
Dad and Partner Pay	Northern Areas	73.8
Dad and Partner Pay	Northampton	26.0

Social Security and Welfare by Local Government Area Average Days to Process - 1 July 2023 - 31 Dec 2023

Service Reason	Local Government Area	Average Days to Process
Dad and Partner Pay	Northam	83.0
Dad and Partner Pay	North Sydney	75.4
Dad and Partner Pay	North Burnett	66.3
Dad and Partner Pay	Noosa	63.4
Dad and Partner Pay	Nillumbik	65.7
Dad and Partner Pay	Newcastle	69.5
Dad and Partner Pay	Nedlands	83.2
Dad and Partner Pay	Narromine	74.0
Dad and Partner Pay	Narrogin	10.0
Dad and Partner Pay	Narrandera	44.3
Dad and Partner Pay	Narrabri	65.3
Dad and Partner Pay	Narembeen	104.0
Dad and Partner Pay	Naracoorte Lucindale	55.3
Dad and Partner Pay	Napranum	0.0
Dad and Partner Pay	Nannup	80.0
Dad and Partner Pay	Nambucca Valley	70.3
Dad and Partner Pay	Muswellbrook	79.7
Dad and Partner Pay	Murweh	16.7
Dad and Partner Pay	Murrumbidgee	67.4
Dad and Partner Pay	Murrindindi	57.8
Dad and Partner Pay	Murray River	48.6
Dad and Partner Pay	Murray Bridge	49.3
Dad and Partner Pay	Murray	57.8
Dad and Partner Pay	Murchison	28.0
Dad and Partner Pay	Mundaring	71.0
Dad and Partner Pay	Mukinbudin	32.0
Dad and Partner Pay	Moynes	75.1
Dad and Partner Pay	Mount Remarkable	7.0
Dad and Partner Pay	Mount Marshall	0.0
Dad and Partner Pay	Mount Isa	81.3
Dad and Partner Pay	Mount Gambier	59.7
Dad and Partner Pay	Mount Barker	61.4
Dad and Partner Pay	Mount Alexander	77.9
Dad and Partner Pay	Mosman Park	77.0
Dad and Partner Pay	Mosman	62.1
Dad and Partner Pay	Mornington Peninsula	66.0
Dad and Partner Pay	Moreton Bay	65.5
Dad and Partner Pay	Moreland	70.7
Dad and Partner Pay	Moree Plains	38.5
Dad and Partner Pay	Moorabool	74.5
Dad and Partner Pay	Moora	81.5
Dad and Partner Pay	Moonee Valley	65.7
Dad and Partner Pay	Monash	72.3
Dad and Partner Pay	Moira	62.4
Dad and Partner Pay	Mitchell	72.1
Dad and Partner Pay	Mitcham	72.2
Dad and Partner Pay	Mildura	59.9
Dad and Partner Pay	Mid-Western	66.6
Dad and Partner Pay	Mid-Coast	64.4
Dad and Partner Pay	Mid Murray	73.3
Dad and Partner Pay	Melville	74.6
Dad and Partner Pay	Melton	67.4
Dad and Partner Pay	Melbourne	74.9
Dad and Partner Pay	Meander Valley	70.9

Social Security and Welfare by Local Government Area Average Days to Process - 1 July 2023 - 31 Dec 2023

Service Reason	Local Government Area	Average Days to Process
Dad and Partner Pay	MaroonDAH	64.3
Dad and Partner Pay	Marion	65.5
Dad and Partner Pay	Maribyrnong	62.1
Dad and Partner Pay	Mareeba	66.3
Dad and Partner Pay	Maranoa	81.4
Dad and Partner Pay	Mansfield	71.0
Dad and Partner Pay	Manningham	66.3
Dad and Partner Pay	Manjimup	81.3
Dad and Partner Pay	Mandurah	66.3
Dad and Partner Pay	Maitland	61.8
Dad and Partner Pay	Mackay	59.2
Dad and Partner Pay	Macedon Ranges	65.1
Dad and Partner Pay	Loxton Waikerie	67.7
Dad and Partner Pay	Lower Eyre Peninsula	80.0
Dad and Partner Pay	Longreach	84.0
Dad and Partner Pay	Logan	62.6
Dad and Partner Pay	Loddon	52.0
Dad and Partner Pay	Lockyer Valley	61.2
Dad and Partner Pay	Lockhart	86.3
Dad and Partner Pay	Livingstone	68.1
Dad and Partner Pay	Liverpool Plains	97.0
Dad and Partner Pay	Liverpool	65.7
Dad and Partner Pay	Lithgow	72.6
Dad and Partner Pay	Litchfield	41.5
Dad and Partner Pay	Lismore	76.8
Dad and Partner Pay	Light	33.9
Dad and Partner Pay	Leonora	93.0
Dad and Partner Pay	Leeton	63.5
Dad and Partner Pay	Launceston	60.9
Dad and Partner Pay	Latrobe (Vic.)	59.1
Dad and Partner Pay	Latrobe (Tas.)	53.2
Dad and Partner Pay	Lane Cove	59.2
Dad and Partner Pay	Lake Macquarie	63.4
Dad and Partner Pay	Lake Grace	102.0
Dad and Partner Pay	Lachlan	85.0
Dad and Partner Pay	Kyogle	67.0
Dad and Partner Pay	Kwinana	66.2
Dad and Partner Pay	Ku-ring-gai	72.2
Dad and Partner Pay	Kulin	0.0
Dad and Partner Pay	Kojonup	59.7
Dad and Partner Pay	Knox	64.7
Dad and Partner Pay	Kingston (Vic.)	69.9
Dad and Partner Pay	Kingborough	62.2
Dad and Partner Pay	King Island	79.0
Dad and Partner Pay	Kimba	8.0
Dad and Partner Pay	Kiama	90.8
Dad and Partner Pay	Kentish	61.7
Dad and Partner Pay	Kempsey	57.6
Dad and Partner Pay	Katherine	76.3
Dad and Partner Pay	Karratha	52.6
Dad and Partner Pay	Kangaroo Island	78.6
Dad and Partner Pay	Kalgoorlie-Boulder	70.1
Dad and Partner Pay	Kalamunda	62.7
Dad and Partner Pay	June	89.3

Social Security and Welfare by Local Government Area Average Days to Process - 1 July 2023 - 31 Dec 2023

Service Reason	Local Government Area	Average Days to Process
Dad and Partner Pay	Joondalup	61.5
Dad and Partner Pay	Isaac	27.7
Dad and Partner Pay	Ipswich	60.7
Dad and Partner Pay	Inverell	57.5
Dad and Partner Pay	Inner West	68.3
Dad and Partner Pay	Indigo	70.3
Dad and Partner Pay	Huon Valley	63.2
Dad and Partner Pay	Hunters Hill	55.3
Dad and Partner Pay	Hume	67.4
Dad and Partner Pay	Horsham	39.3
Dad and Partner Pay	Hornsby	71.5
Dad and Partner Pay	Holdfast Bay	74.2
Dad and Partner Pay	Hobsons Bay	66.9
Dad and Partner Pay	Hobart	63.8
Dad and Partner Pay	Hindmarsh	58.0
Dad and Partner Pay	Hilltops	66.0
Dad and Partner Pay	Hepburn	88.3
Dad and Partner Pay	Hay	77.0
Dad and Partner Pay	Hawkesbury	65.3
Dad and Partner Pay	Harvey	44.6
Dad and Partner Pay	Halls Creek	9.0
Dad and Partner Pay	Gympie	68.1
Dad and Partner Pay	Gwydir	85.0
Dad and Partner Pay	Gunnedah	63.6
Dad and Partner Pay	Griffith	45.7
Dad and Partner Pay	Greater Shepparton	68.1
Dad and Partner Pay	Greater Hume	72.5
Dad and Partner Pay	Greater Geraldton	72.6
Dad and Partner Pay	Greater Geelong	65.4
Dad and Partner Pay	Greater Dandenong	67.1
Dad and Partner Pay	Greater Bendigo	55.8
Dad and Partner Pay	Grant	71.9
Dad and Partner Pay	Goulburn Mulwaree	64.3
Dad and Partner Pay	Gosnells	56.6
Dad and Partner Pay	Goondiwindi	72.5
Dad and Partner Pay	Golden Plains	55.5
Dad and Partner Pay	Gold Coast	65.7
Dad and Partner Pay	Glenorchy	59.9
Dad and Partner Pay	Glenelg	72.7
Dad and Partner Pay	Glen Innes Severn	93.3
Dad and Partner Pay	Glen Elira	63.3
Dad and Partner Pay	Glamorgan-Spring Bay	0.0
Dad and Partner Pay	Gladstone	63.3
Dad and Partner Pay	Gingin	39.5
Dad and Partner Pay	Gilgandra	87.3
Dad and Partner Pay	Georges River	68.7
Dad and Partner Pay	George Town	66.8
Dad and Partner Pay	Gawler	72.3
Dad and Partner Pay	Gannawarra	50.4
Dad and Partner Pay	Fremantle	68.4
Dad and Partner Pay	Fraser Coast	64.4
Dad and Partner Pay	Frankston	57.6
Dad and Partner Pay	Forbes	59.4
Dad and Partner Pay	Flinders (Qld)	5.0

Social Security and Welfare by Local Government Area Average Days to Process - 1 July 2023 - 31 Dec 2023

Service Reason	Local Government Area	Average Days to Process
Dad and Partner Pay	Federation	65.3
Dad and Partner Pay	Fairfield	74.4
Dad and Partner Pay	Exmouth	78.0
Dad and Partner Pay	Eurobodalla	66.9
Dad and Partner Pay	Esperance	25.4
Dad and Partner Pay	Edward River	94.8
Dad and Partner Pay	East Pilbara	35.3
Dad and Partner Pay	East Gippsland	68.0
Dad and Partner Pay	East Fremantle	84.4
Dad and Partner Pay	East Arnhem	13.7
Dad and Partner Pay	Dungog	75.2
Dad and Partner Pay	Dubbo	70.6
Dad and Partner Pay	Douglas	41.8
Dad and Partner Pay	Dorset	93.5
Dad and Partner Pay	Devonport	66.3
Dad and Partner Pay	Derwent Valley	15.0
Dad and Partner Pay	Denmark	0.0
Dad and Partner Pay	Darwin	64.9
Dad and Partner Pay	Darebin	68.6
Dad and Partner Pay	Dardanup	68.1
Dad and Partner Pay	Dandaragan	84.5
Dad and Partner Pay	Cunderdin	33.0
Dad and Partner Pay	Cumberland	65.8
Dad and Partner Pay	Cuballing	79.0
Dad and Partner Pay	Cowra	43.8
Dad and Partner Pay	Cottesloe	97.0
Dad and Partner Pay	Corangamite	57.3
Dad and Partner Pay	Copper Coast	41.7
Dad and Partner Pay	Cootamundra-Gundagai	78.2
Dad and Partner Pay	Coorong	2.0
Dad and Partner Pay	Coonamble	57.3
Dad and Partner Pay	Coomalie	78.0
Dad and Partner Pay	Coolgardie	25.0
Dad and Partner Pay	Collie	46.7
Dad and Partner Pay	Colac Otway	71.4
Dad and Partner Pay	Coffs Harbour	67.2
Dad and Partner Pay	Cockburn	62.6
Dad and Partner Pay	Cobar	30.0
Dad and Partner Pay	Cleve	0.0
Dad and Partner Pay	Clarence Valley	60.1
Dad and Partner Pay	Clarence	75.0
Dad and Partner Pay	Claremont	40.5
Dad and Partner Pay	Clare and Gilbert Valleys	91.7
Dad and Partner Pay	Circular Head	66.8
Dad and Partner Pay	Christmas Island	6.0
Dad and Partner Pay	Chittering	78.0
Dad and Partner Pay	Charters Towers	67.0
Dad and Partner Pay	Charles Sturt	66.4
Dad and Partner Pay	Cessnock	65.3
Dad and Partner Pay	Central Highlands (Qld)	61.0
Dad and Partner Pay	Central Goldfields	81.6
Dad and Partner Pay	Central Darling	24.0
Dad and Partner Pay	Central Coast (Tas.)	62.9
Dad and Partner Pay	Central Coast (NSW)	63.5

Social Security and Welfare by Local Government Area Average Days to Process - 1 July 2023 - 31 Dec 2023

Service Reason	Local Government Area	Average Days to Process
Dad and Partner Pay	Cassowary Coast	65.5
Dad and Partner Pay	Casey	68.5
Dad and Partner Pay	Carrathool	91.0
Dad and Partner Pay	Cardinia	65.1
Dad and Partner Pay	Capel	74.1
Dad and Partner Pay	Canterbury-Bankstown	68.1
Dad and Partner Pay	Canning	65.6
Dad and Partner Pay	Canada Bay	71.4
Dad and Partner Pay	Campbelltown (SA)	79.4
Dad and Partner Pay	Campbelltown (NSW)	65.2
Dad and Partner Pay	Campaspe	69.4
Dad and Partner Pay	Camden	68.2
Dad and Partner Pay	Cambridge	53.0
Dad and Partner Pay	Cairns	67.3
Dad and Partner Pay	Cabonne	65.6
Dad and Partner Pay	Byron	74.8
Dad and Partner Pay	Busselton	61.6
Dad and Partner Pay	Burwood	65.7
Dad and Partner Pay	Burnside	80.6
Dad and Partner Pay	Burnie	33.6
Dad and Partner Pay	Burdakin	74.6
Dad and Partner Pay	Bundaberg	65.9
Dad and Partner Pay	Bunbury	59.3
Dad and Partner Pay	Buloke	84.7
Dad and Partner Pay	Bruce Rock	84.0
Dad and Partner Pay	Broomehill-Tambellup	73.0
Dad and Partner Pay	Broome	70.8
Dad and Partner Pay	Brookton	52.5
Dad and Partner Pay	Broken Hill	71.6
Dad and Partner Pay	Brisbane	68.0
Dad and Partner Pay	Brimbank	67.5
Dad and Partner Pay	Brighton	67.2
Dad and Partner Pay	Bridgetown-Greenbushes	0.0
Dad and Partner Pay	Break O'Day	73.5
Dad and Partner Pay	Boroondara	72.7
Dad and Partner Pay	Bogan	36.0
Dad and Partner Pay	Boddington	84.0
Dad and Partner Pay	Blue Mountains	62.3
Dad and Partner Pay	Blayney	46.7
Dad and Partner Pay	Bland	66.8
Dad and Partner Pay	Blacktown	66.2
Dad and Partner Pay	Beverley	107.0
Dad and Partner Pay	Berrigan	80.2
Dad and Partner Pay	Berri Barmera	48.2
Dad and Partner Pay	Benalla	48.7
Dad and Partner Pay	Belmont	78.2
Dad and Partner Pay	Bellingen	74.1
Dad and Partner Pay	Bega Valley	78.3
Dad and Partner Pay	Bayswater	66.5
Dad and Partner Pay	Bayside (Vic.)	75.2
Dad and Partner Pay	Bayside (NSW)	70.8
Dad and Partner Pay	Baw Baw	69.8
Dad and Partner Pay	Bathurst	72.9
Dad and Partner Pay	Bassendean	78.6

Social Security and Welfare by Local Government Area Average Days to Process - 1 July 2023 - 31 Dec 2023

Service Reason	Local Government Area	Average Days to Process
Dad and Partner Pay	Bass Coast	75.7
Dad and Partner Pay	Barunga West	85.0
Dad and Partner Pay	Barossa	55.6
Dad and Partner Pay	Barcoo	84.0
Dad and Partner Pay	Barcaldine	30.0
Dad and Partner Pay	Banyule	72.8
Dad and Partner Pay	Banana	84.3
Dad and Partner Pay	Balranald	45.0
Dad and Partner Pay	Balonne	48.0
Dad and Partner Pay	Ballina	62.1
Dad and Partner Pay	Ballarat (C)	6.0
Dad and Partner Pay	Ballarat	56.9
Dad and Partner Pay	Augusta Margaret River	82.5
Dad and Partner Pay	Ashburton	57.0
Dad and Partner Pay	Armidale	66.6
Dad and Partner Pay	Armadale	65.7
Dad and Partner Pay	Ararat	88.0
Dad and Partner Pay	Alpine	52.3
Dad and Partner Pay	Alice Springs	45.6
Dad and Partner Pay	Alexandrina	56.3
Dad and Partner Pay	Albury	61.8
Dad and Partner Pay	Albany	56.9
Dad and Partner Pay	Adelaide Plains	66.0
Dad and Partner Pay	Adelaide Hills	64.9
Dad and Partner Pay	Adelaide	81.8
Disability Support Pension	Yorke Peninsula	98.3
Disability Support Pension	York	92.8
Disability Support Pension	Yilgarn	2.0
Disability Support Pension	Yass Valley	88.2
Disability Support Pension	Yarrambat	63.7
Disability Support Pension	Yarrabah	53.6
Disability Support Pension	Yarra Ranges	88.9
Disability Support Pension	Yarra	71.0
Disability Support Pension	Yankalilla	78.3
Disability Support Pension	Yalgoo	289.0
Disability Support Pension	Wyndham-East Kimberley	77.4
Disability Support Pension	Wyndham	74.5
Disability Support Pension	Wyalkatchem	205.0
Disability Support Pension	Wujal Wujal	92.0
Disability Support Pension	Wudinna	0.0
Disability Support Pension	Woorabinda	106.0
Disability Support Pension	Woolahra	152.0
Disability Support Pension	Woodanilling	67.0
Disability Support Pension	Wongan-Ballidu	19.7
Disability Support Pension	Wollongong	81.2
Disability Support Pension	Wollondilly	101.0
Disability Support Pension	Wodonga	72.5
Disability Support Pension	Winton	5.5
Disability Support Pension	Wingecarribee	93.8
Disability Support Pension	Wiluna	81.0
Disability Support Pension	Willoughby	67.9
Disability Support Pension	Williams	189.0
Disability Support Pension	Wickepin	53.7
Disability Support Pension	Whyalla	82.0

Social Security and Welfare by Local Government Area Average Days to Process - 1 July 2023 - 31 Dec 2023

Service Reason	Local Government Area	Average Days to Process
Disability Support Pension	Whittlesea	77.6
Disability Support Pension	Whitsunday	78.8
Disability Support Pension	Whitehorse	88.4
Disability Support Pension	Western Downs	79.4
Disability Support Pension	West Wimmera	80.7
Disability Support Pension	West Torrens	89.8
Disability Support Pension	West Tamar	67.0
Disability Support Pension	West Daly	68.7
Disability Support Pension	West Coast	84.3
Disability Support Pension	West Arthur	83.3
Disability Support Pension	West Arnhem	102.0
Disability Support Pension	Wentworth	101.0
Disability Support Pension	Wellington	75.9
Disability Support Pension	Weipa	40.5
Disability Support Pension	Weddin	115.0
Disability Support Pension	Waverley	95.6
Disability Support Pension	Wattle Range	64.0
Disability Support Pension	Warrumbungle	56.4
Disability Support Pension	Warrambool	88.6
Disability Support Pension	Warren	59.0
Disability Support Pension	Waroona	102.0
Disability Support Pension	Waratah-Wynyard	65.9
Disability Support Pension	Wanneroo	85.1
Disability Support Pension	Wangaratta	70.5
Disability Support Pension	Wandering	37.0
Disability Support Pension	Walkerville	93.0
Disability Support Pension	Walgett	99.2
Disability Support Pension	Walcha	114.0
Disability Support Pension	Wakefield	112.0
Disability Support Pension	Wagin	83.4
Disability Support Pension	Wagga Wagga	82.2
Disability Support Pension	Vincent	82.4
Disability Support Pension	Victoria Plains	104.0
Disability Support Pension	Victoria Park	88.7
Disability Support Pension	Victoria Daly	80.3
Disability Support Pension	Victor Harbor	83.0
Disability Support Pension	Uralla	92.4
Disability Support Pension	Upper Lachlan	107.0
Disability Support Pension	Upper Hunter	110.0
Disability Support Pension	Unley	75.9
Disability Support Pension	Unincorporated Vic	103.0
Disability Support Pension	Unincorporated SA	114.0
Disability Support Pension	Unincorporated NT	97.3
Disability Support Pension	Unincorporated ACT	85.6
Disability Support Pension	Unincorp. Other Territories	76.3
Disability Support Pension	Tweed	71.5
Disability Support Pension	Tumby Bay	120.0
Disability Support Pension	Towong	88.3
Disability Support Pension	Townsville	84.3
Disability Support Pension	Torres Strait Island	1.7
Disability Support Pension	Torres	117.0
Disability Support Pension	Toowoomba	82.0
Disability Support Pension	Toodyay	103.0
Disability Support Pension	Tiwi Islands	83.3

Social Security and Welfare by Local Government Area Average Days to Process - 1 July 2023 - 31 Dec 2023

Service Reason	Local Government Area	Average Days to Process
Disability Support Pension	Three Springs	0.0
Disability Support Pension	The Hills	70.0
Disability Support Pension	Tenterfield	86.8
Disability Support Pension	Temora	113.0
Disability Support Pension	Tea Tree Gully	79.7
Disability Support Pension	Tatara	105.0
Disability Support Pension	Tasman	85.4
Disability Support Pension	Tamworth	92.0
Disability Support Pension	Tammin	113.0
Disability Support Pension	Tablelands	87.0
Disability Support Pension	Sydney	76.0
Disability Support Pension	Swan Hill	81.2
Disability Support Pension	Swan	82.0
Disability Support Pension	Sutherland	79.0
Disability Support Pension	Surf Coast	77.9
Disability Support Pension	Sunshine Coast	85.6
Disability Support Pension	Subiaco	96.7
Disability Support Pension	Streaky Bay	92.8
Disability Support Pension	Strathfield	63.1
Disability Support Pension	Strathbogie	94.9
Disability Support Pension	Stonnington	77.1
Disability Support Pension	Stirling	92.4
Disability Support Pension	Southern Midlands	95.3
Disability Support Pension	Southern Mallee	52.3
Disability Support Pension	Southern Gramplians	80.3
Disability Support Pension	Southern Downs	85.9
Disability Support Pension	South Perth	88.7
Disability Support Pension	South Gippsland	77.0
Disability Support Pension	South Burnett	77.0
Disability Support Pension	Sorell	81.7
Disability Support Pension	Somerset	91.4
Disability Support Pension	Snowy Valleys	87.4
Disability Support Pension	Snowy Monaro	67.7
Disability Support Pension	Singleton	95.1
Disability Support Pension	Shoalhaven	84.4
Disability Support Pension	Shellharbour	90.5
Disability Support Pension	Shark Bay	87.0
Disability Support Pension	Serpentine-Jarrahdale	75.3
Disability Support Pension	Scenic Rim	81.6
Disability Support Pension	Salisbury	79.0
Disability Support Pension	Ryde	83.2
Disability Support Pension	Roxby Downs	163.0
Disability Support Pension	Roper Gulf	68.5
Disability Support Pension	Rockingham	86.5
Disability Support Pension	Rockhampton	74.8
Disability Support Pension	Robe	107.0
Disability Support Pension	Richmond Valley	84.6
Disability Support Pension	Renmark Paringa	86.0
Disability Support Pension	Redland	84.8
Disability Support Pension	Ravensthorpe	72.0
Disability Support Pension	Randwick	78.1
Disability Support Pension	Quilpie	52.0
Disability Support Pension	Queenscliffe	51.3
Disability Support Pension	Queanbeyan-Palerang	78.0

Social Security and Welfare by Local Government Area Average Days to Process - 1 July 2023 - 31 Dec 2023

Service Reason	Local Government Area	Average Days to Process
Disability Support Pension	Quairading	95.0
Disability Support Pension	Pyrenes	103.0
Disability Support Pension	Prospect	67.0
Disability Support Pension	Port Stephens	91.8
Disability Support Pension	Port Pirie	86.5
Disability Support Pension	Port Phillip	85.5
Disability Support Pension	Port Macquarie-Hastings	73.1
Disability Support Pension	Port Lincoln	67.2
Disability Support Pension	Port Hedland	87.0
Disability Support Pension	Port Augusta	99.5
Disability Support Pension	Port Adelaide Enfield	83.2
Disability Support Pension	Porpuraw	132.0
Disability Support Pension	Playford	83.4
Disability Support Pension	Plantagenet	70.6
Disability Support Pension	Pingelly	129.0
Disability Support Pension	Peterborough	79.5
Disability Support Pension	Perth	76.2
Disability Support Pension	Peppermint Grove	127.0
Disability Support Pension	Perith	76.6
Disability Support Pension	Parramatta	77.5
Disability Support Pension	Paroo	68.0
Disability Support Pension	Parke	67.4
Disability Support Pension	Palmerston	84.4
Disability Support Pension	Palm Island	58.0
Disability Support Pension	Ororoo Carrieton	8.0
Disability Support Pension	Orange	87.5
Disability Support Pension	Onkaparinga	86.6
Disability Support Pension	Oberon	77.5
Disability Support Pension	Nungarin	38.0
Disability Support Pension	Norwood Payneham and St Peters	74.6
Disability Support Pension	Northern Peninsula Area	85.3
Disability Support Pension	Northern Midlands	83.6
Disability Support Pension	Northern Gramplians	55.1
Disability Support Pension	Northern Beaches	74.2
Disability Support Pension	Northern Areas	69.7
Disability Support Pension	Northampton	81.9
Disability Support Pension	Northam	84.7
Disability Support Pension	North Sydney	96.5
Disability Support Pension	North Burnett	69.7
Disability Support Pension	Noosa	87.9
Disability Support Pension	Nillumbik	69.0
Disability Support Pension	Ngaanyatjarraku	64.2
Disability Support Pension	Newcastle	80.7
Disability Support Pension	Nedlands	48.6
Disability Support Pension	Narromine	92.4
Disability Support Pension	Narragin	80.2
Disability Support Pension	Narrandera	84.1
Disability Support Pension	Narrabri	65.9
Disability Support Pension	Narembeen	43.0
Disability Support Pension	Naracoorte Lucindale	89.3
Disability Support Pension	Napranum	54.8
Disability Support Pension	Nannup	117.0
Disability Support Pension	Nambucca Valley	82.1
Disability Support Pension	Muswellbrook	78.8

Social Security and Welfare by Local Government Area Average Days to Process - 1 July 2023 - 31 Dec 2023

Service Reason	Local Government Area	Average Days to Process
Disability Support Pension	Murweh	87.0
Disability Support Pension	Murrumbidgee	39.8
Disability Support Pension	Murrindindi	84.4
Disability Support Pension	Murray River	73.5
Disability Support Pension	Murray Bridge	71.6
Disability Support Pension	Murray	82.8
Disability Support Pension	Mundaring	74.7
Disability Support Pension	Moyne	89.8
Disability Support Pension	Mount Remarkable	106.0
Disability Support Pension	Mount Magnet	62.3
Disability Support Pension	Mount Isa	85.4
Disability Support Pension	Mount Gambier	82.0
Disability Support Pension	Mount Barker	77.6
Disability Support Pension	Mount Alexander	91.2
Disability Support Pension	Mosman Park	95.9
Disability Support Pension	Mosman	87.6
Disability Support Pension	Mornington Peninsula	85.3
Disability Support Pension	Mornington	103.0
Disability Support Pension	Moreton Bay	84.8
Disability Support Pension	Moreland	77.4
Disability Support Pension	Moree Plains	76.2
Disability Support Pension	Morawa	136.0
Disability Support Pension	Moorabool	77.0
Disability Support Pension	Moora	50.9
Disability Support Pension	Moonee Valley	83.9
Disability Support Pension	Monash	73.5
Disability Support Pension	Moira	79.9
Disability Support Pension	Mitchell	65.2
Disability Support Pension	Mitcham	84.1
Disability Support Pension	Mildura	60.2
Disability Support Pension	Mid-Western	78.2
Disability Support Pension	Mid-Coast	78.3
Disability Support Pension	Mid Murray	78.7
Disability Support Pension	Merredin	118.0
Disability Support Pension	Menzies	86.0
Disability Support Pension	Melville	95.0
Disability Support Pension	Melton	71.7
Disability Support Pension	Melbourne	76.5
Disability Support Pension	Meekatharra	97.6
Disability Support Pension	Meander Valley	83.1
Disability Support Pension	Maroondah	95.1
Disability Support Pension	Marion	83.7
Disability Support Pension	Maribyrnong	81.9
Disability Support Pension	Mareeba	86.1
Disability Support Pension	Maranoa	87.2
Disability Support Pension	Maralinga Tjarutja	93.0
Disability Support Pension	Mansfield	77.5
Disability Support Pension	Manningham	79.8
Disability Support Pension	Manjimup	90.3
Disability Support Pension	Mandurah	80.9
Disability Support Pension	Maitland	81.7
Disability Support Pension	Mackay	81.0
Disability Support Pension	Macedon Ranges	88.3
Disability Support Pension	MacDonnell	60.5

Social Security and Welfare by Local Government Area Average Days to Process - 1 July 2023 - 31 Dec 2023

Service Reason	Local Government Area	Average Days to Process
Disability Support Pension	Loxton Walkerie	68.4
Disability Support Pension	Lower Eyre Peninsula	76.0
Disability Support Pension	Longreach	99.0
Disability Support Pension	Logan (C)	0.0
Disability Support Pension	Logan	82.1
Disability Support Pension	Loddon	85.9
Disability Support Pension	Lockyer Valley	79.7
Disability Support Pension	Lockhart River	96.5
Disability Support Pension	Lockhart	47.3
Disability Support Pension	Livingstone	70.2
Disability Support Pension	Liverpool Plains	92.4
Disability Support Pension	Liverpool	82.9
Disability Support Pension	Lithgow	83.0
Disability Support Pension	Litchfield	72.2
Disability Support Pension	Lismore	73.9
Disability Support Pension	Light	95.8
Disability Support Pension	Leonora	169.0
Disability Support Pension	Leeton	81.1
Disability Support Pension	Laverton	80.0
Disability Support Pension	Launceston	76.3
Disability Support Pension	Latrobe (Vic.)	82.6
Disability Support Pension	Latrobe (Tas.)	68.9
Disability Support Pension	Lane Cove	77.2
Disability Support Pension	Lake Macquarie	81.0
Disability Support Pension	Lake Grace	4.0
Disability Support Pension	Lachlan	85.3
Disability Support Pension	Kyogle	70.6
Disability Support Pension	Kwinana	83.7
Disability Support Pension	Ku-ring-gai	81.8
Disability Support Pension	Kullin	30.0
Disability Support Pension	Kowanyama	5.0
Disability Support Pension	Koorda	38.0
Disability Support Pension	Kondinin	56.0
Disability Support Pension	Kojonup	89.5
Disability Support Pension	Knox	79.5
Disability Support Pension	Kingston (Vic.)	77.8
Disability Support Pension	Kingston (SA)	113.0
Disability Support Pension	Kingborough	85.4
Disability Support Pension	King Island	80.8
Disability Support Pension	Kimba	180.0
Disability Support Pension	Kiama	100.0
Disability Support Pension	Kentish	85.1
Disability Support Pension	Kent	226.0
Disability Support Pension	Kempsey	79.0
Disability Support Pension	Kellerberrin	27.9
Disability Support Pension	Katherine	81.3
Disability Support Pension	Katanning	61.4
Disability Support Pension	Karratha	98.8
Disability Support Pension	Karoonda East Murray	28.3
Disability Support Pension	Kangaroo Island	90.3
Disability Support Pension	Kalgoorlie-Boulder	71.6
Disability Support Pension	Kalamunda	73.2
Disability Support Pension	June	87.0
Disability Support Pension	Joondalup	82.4

Social Security and Welfare by Local Government Area Average Days to Process - 1 July 2023 - 31 Dec 2023

Service Reason	Local Government Area	Average Days to Process
Disability Support Pension	Jerramungup	0.0
Disability Support Pension	Isaac	61.9
Disability Support Pension	Irwin	80.6
Disability Support Pension	Ipswich	77.6
Disability Support Pension	Inverell	84.0
Disability Support Pension	Inner West	69.7
Disability Support Pension	Indigo	74.4
Disability Support Pension	Huon Valley	76.8
Disability Support Pension	Hunters Hill	72.8
Disability Support Pension	Hume	81.5
Disability Support Pension	Horsham	69.9
Disability Support Pension	Hornsby	89.6
Disability Support Pension	Hope Vale	83.5
Disability Support Pension	Holdfast Bay	64.3
Disability Support Pension	Hobsons Bay	87.6
Disability Support Pension	Hobart	77.9
Disability Support Pension	Hindmarsh	95.1
Disability Support Pension	Hinchinbrook	76.0
Disability Support Pension	Hilltops	67.4
Disability Support Pension	Hepburn	111.0
Disability Support Pension	Hay	78.0
Disability Support Pension	Hawkesbury	76.7
Disability Support Pension	Harvey	77.8
Disability Support Pension	Halls Creek	81.4
Disability Support Pension	Gympie	77.7
Disability Support Pension	Gwydir	78.5
Disability Support Pension	Gunnedah	73.3
Disability Support Pension	Griffith	68.7
Disability Support Pension	Greater Shepparton	82.3
Disability Support Pension	Greater Hume	72.4
Disability Support Pension	Greater Geraldton	97.0
Disability Support Pension	Greater Geelong	79.1
Disability Support Pension	Greater Dandenong	78.0
Disability Support Pension	Greater Bendigo	85.1
Disability Support Pension	Grant	47.2
Disability Support Pension	Goyder	117.0
Disability Support Pension	Goulburn Mulwaree	93.7
Disability Support Pension	Gosnells	91.2
Disability Support Pension	Goondiwindi	49.1
Disability Support Pension	Goomalling	48.0
Disability Support Pension	Golden Plains	91.4
Disability Support Pension	Gold Coast	85.7
Disability Support Pension	Gnowangerup	118.0
Disability Support Pension	Glenorchy	81.0
Disability Support Pension	Glenelg	85.3
Disability Support Pension	Glen Innes Severn	70.2
Disability Support Pension	Glen Eira	83.5
Disability Support Pension	Glamorgan-Spring Bay	59.5
Disability Support Pension	Gladstone	84.0
Disability Support Pension	Gingin	126.0
Disability Support Pension	Gillandra	43.1
Disability Support Pension	Georges River	80.6
Disability Support Pension	George Town	77.8
Disability Support Pension	Gawler	87.7

Social Security and Welfare by Local Government Area Average Days to Process - 1 July 2023 - 31 Dec 2023

Service Reason	Local Government Area	Average Days to Process
Disability Support Pension	Gannawarra	80.4
Disability Support Pension	Fremantle	100.0
Disability Support Pension	Fraser Coast	85.5
Disability Support Pension	Frankston	85.4
Disability Support Pension	Franklin Harbour	62.5
Disability Support Pension	Forbes	56.7
Disability Support Pension	Flinders Ranges	71.3
Disability Support Pension	Flinders (Tas.)	121.0
Disability Support Pension	Flinders (Qld)	77.5
Disability Support Pension	Federation	80.2
Disability Support Pension	Fairfield	87.3
Disability Support Pension	Exmouth	45.5
Disability Support Pension	Eurobodalla	76.1
Disability Support Pension	Esperance	88.0
Disability Support Pension	Elliston	131.0
Disability Support Pension	Edward River	96.1
Disability Support Pension	East Pilbara	68.8
Disability Support Pension	East Gippsland	79.4
Disability Support Pension	East Fremantle	90.4
Disability Support Pension	East Arnhem	94.0
Disability Support Pension	Dungog	66.7
Disability Support Pension	Dundas	70.7
Disability Support Pension	Dumblenyung	43.5
Disability Support Pension	Dubbo	80.1
Disability Support Pension	Dowrin	143.0
Disability Support Pension	Douglas	93.3
Disability Support Pension	Dorset	59.4
Disability Support Pension	Doomadgee	79.0
Disability Support Pension	Donnybrook-Balingup	66.2
Disability Support Pension	Devonport	69.8
Disability Support Pension	Derwent Valley	69.6
Disability Support Pension	Derby-West Kimberley	99.8
Disability Support Pension	Denmark	103.0
Disability Support Pension	Darwin	65.7
Disability Support Pension	Darebin	85.8
Disability Support Pension	Dardanup	38.1
Disability Support Pension	Dandaragan	73.8
Disability Support Pension	Cunderdin	64.5
Disability Support Pension	Cumberland	75.4
Disability Support Pension	Croydon	148.0
Disability Support Pension	Cranbrook	98.0
Disability Support Pension	Cowra	104.0
Disability Support Pension	Cottesloe	78.8
Disability Support Pension	Corangamite	73.7
Disability Support Pension	Copper Coast	94.6
Disability Support Pension	Cootamundra-Gundagai	68.8
Disability Support Pension	Coorow	94.7
Disability Support Pension	Coorong	118.0
Disability Support Pension	Coonamble	58.3
Disability Support Pension	Coomalie	102.0
Disability Support Pension	Coolgardie	70.7
Disability Support Pension	Coolamon	125.0
Disability Support Pension	Cook	83.2
Disability Support Pension	Cooper Pedy	84.4

Social Security and Welfare by Local Government Area Average Days to Process - 1 July 2023 - 31 Dec 2023

Service Reason	Local Government Area	Average Days to Process
Disability Support Pension	Collie	71.9
Disability Support Pension	Colac Otway	70.9
Disability Support Pension	Coffs Harbour	83.5
Disability Support Pension	Cockburn	87.8
Disability Support Pension	Cobar	40.4
Disability Support Pension	Cloncurry	36.8
Disability Support Pension	Cleve	103.0
Disability Support Pension	Clarence Valley	89.7
Disability Support Pension	Clarence	85.7
Disability Support Pension	Claremont	74.4
Disability Support Pension	Clare and Gilbert Valleys	75.8
Disability Support Pension	Circular Head	62.0
Disability Support Pension	Christmas Island	0.0
Disability Support Pension	Chittering	118.0
Disability Support Pension	Cherbourg	82.4
Disability Support Pension	Charters Towers	66.3
Disability Support Pension	Charles Sturt	75.8
Disability Support Pension	Chapman Valley	124.0
Disability Support Pension	Cessnock	91.1
Disability Support Pension	Central Highlands (Tas.)	54.3
Disability Support Pension	Central Highlands (Qld)	81.8
Disability Support Pension	Central Goldfields	71.9
Disability Support Pension	Central Desert	70.4
Disability Support Pension	Central Darling	80.2
Disability Support Pension	Central Coast (Tas.)	82.9
Disability Support Pension	Central Coast (NSW)	82.9
Disability Support Pension	Ceduna	110.0
Disability Support Pension	Cassowary Coast	84.2
Disability Support Pension	Casey	83.4
Disability Support Pension	Carrathool	69.0
Disability Support Pension	Carpentaria	114.0
Disability Support Pension	Carnarvon	80.6
Disability Support Pension	Cardinia	86.9
Disability Support Pension	Capel	78.7
Disability Support Pension	Canterbury-Bankstown	79.4
Disability Support Pension	Canning	74.4
Disability Support Pension	Canada Bay	68.7
Disability Support Pension	Campbelltown (SA)	83.1
Disability Support Pension	Campbelltown (NSW)	81.6
Disability Support Pension	Campaspe	76.9
Disability Support Pension	Camden	80.7
Disability Support Pension	Cambridge	68.5
Disability Support Pension	Cairns	82.0
Disability Support Pension	Cabonne	87.8
Disability Support Pension	Byron	75.4
Disability Support Pension	Busseton	89.8
Disability Support Pension	Burwood	88.4
Disability Support Pension	Burnside	82.9
Disability Support Pension	Burnie	73.7
Disability Support Pension	Burdekin	86.6
Disability Support Pension	Bundaberg	79.7
Disability Support Pension	Bunbury	83.2
Disability Support Pension	Buloke	68.7
Disability Support Pension	Bruce Rock	88.6

Social Security and Welfare by Local Government Area Average Days to Process - 1 July 2023 - 31 Dec 2023

Service Reason	Local Government Area	Average Days to Process
Disability Support Pension	Broomehill-Tambellup	97.3
Disability Support Pension	Broome	78.7
Disability Support Pension	Brookton	69.0
Disability Support Pension	Broken Hill	74.1
Disability Support Pension	Brisbane	82.4
Disability Support Pension	Brimbank	77.6
Disability Support Pension	Brighton	70.6
Disability Support Pension	Bridgetown-Greenbushes	81.8
Disability Support Pension	Brewarrina	77.0
Disability Support Pension	Break O'Day	43.0
Disability Support Pension	Boyup Brook	152.0
Disability Support Pension	Bourke	66.8
Disability Support Pension	Boulia	12.0
Disability Support Pension	Boroondara	90.6
Disability Support Pension	Bogan	64.0
Disability Support Pension	Boddington	103.0
Disability Support Pension	Blue Mountains	94.8
Disability Support Pension	Blayney	52.3
Disability Support Pension	Bland	48.0
Disability Support Pension	Blacktown	76.9
Disability Support Pension	Blackall Tambo	27.7
Disability Support Pension	Beverley	151.0
Disability Support Pension	Berrigan	99.5
Disability Support Pension	Berri Barmera	63.0
Disability Support Pension	Benalla	92.6
Disability Support Pension	Belven	12.0
Disability Support Pension	Belmont	74.9
Disability Support Pension	Bellingen	94.5
Disability Support Pension	Bega Valley	82.8
Disability Support Pension	Bayswater	91.1
Disability Support Pension	Bayside (Vic.)	86.0
Disability Support Pension	Bayside (NSW)	76.9
Disability Support Pension	Baw Baw	86.6
Disability Support Pension	Bathurst	86.9
Disability Support Pension	Bassendean	65.7
Disability Support Pension	Bass Coast	102.0
Disability Support Pension	Barunga West	58.2
Disability Support Pension	Barossa	95.7
Disability Support Pension	Barkly	81.5
Disability Support Pension	Barcaldine	0.0
Disability Support Pension	Banyule	81.0
Disability Support Pension	Banana	54.4
Disability Support Pension	Balranald	83.3
Disability Support Pension	Balonne	119.0
Disability Support Pension	Ballina	76.1
Disability Support Pension	Ballarat	71.7
Disability Support Pension	Aurukun	78.7
Disability Support Pension	Augusta Margaret River	76.1
Disability Support Pension	Ashburton	137.0
Disability Support Pension	Armidale	80.7
Disability Support Pension	Armadale	87.1
Disability Support Pension	Ararat	73.3
Disability Support Pension	Anangu Pitjantjatjara Yankunytjatjara	61.7
Disability Support Pension	Alpine	85.9

Social Security and Welfare by Local Government Area Average Days to Process - 1 July 2023 - 31 Dec 2023

Service Reason	Local Government Area	Average Days to Process
Disability Support Pension	Alice Springs	51.0
Disability Support Pension	Alexandrina	76.4
Disability Support Pension	Albury	89.2
Disability Support Pension	Albany	108.0
Disability Support Pension	Adelaide Plains	64.6
Disability Support Pension	Adelaide Hills	89.3
Disability Support Pension	Adelaide	68.2
Double Orphan Pension	Yass Valley	0.0
Double Orphan Pension	Yarra Ranges	1.0
Double Orphan Pension	Wollongong	1.0
Double Orphan Pension	Wodonga	3.0
Double Orphan Pension	Whitsunday	1.0
Double Orphan Pension	Whitehorse	2.0
Double Orphan Pension	West Torrens	6.0
Double Orphan Pension	Wanneroo	26.0
Double Orphan Pension	Unincorporated SA	54.0
Double Orphan Pension	Tea Tree Gully	4.0
Double Orphan Pension	Stirling	0.0
Double Orphan Pension	Salisbury	21.0
Double Orphan Pension	Rockingham	0.0
Double Orphan Pension	Rockhampton	4.0
Double Orphan Pension	Port Pirie	1.0
Double Orphan Pension	Port Macquarie-Hastings	3.0
Double Orphan Pension	Port Adelaide Enfield	27.0
Double Orphan Pension	Playford	14.0
Double Orphan Pension	Perth	0.5
Double Orphan Pension	Orange	0.0
Double Orphan Pension	Onkaparinga	7.0
Double Orphan Pension	Northern Beaches	0.0
Double Orphan Pension	Moreton Bay	1.6
Double Orphan Pension	Mid-Western	11.0
Double Orphan Pension	Meander Valley	14.0
Double Orphan Pension	MacDonnell	45.0
Double Orphan Pension	Logan	2.4
Double Orphan Pension	Liverpool	1.0
Double Orphan Pension	Launceston	1.0
Double Orphan Pension	Latrobe (Vic.)	0.0
Double Orphan Pension	Ipswich	1.0
Double Orphan Pension	Greater Hume	4.0
Double Orphan Pension	Greater Geraldton	4.5
Double Orphan Pension	Greater Dandenong	14.0
Double Orphan Pension	Greater Bendigo	0.0
Double Orphan Pension	Gosnells	7.0
Double Orphan Pension	Gold Coast	10.5
Double Orphan Pension	Glenorchy	0.0
Double Orphan Pension	Gladstone	0.0
Double Orphan Pension	East Gippsland	1.0
Double Orphan Pension	Darebin	3.0
Double Orphan Pension	Coffs Harbour	9.0
Double Orphan Pension	Cessnock	3.0
Double Orphan Pension	Casey	35.0
Double Orphan Pension	Canada Bay	1.0
Double Orphan Pension	Campbelltown (SA)	2.0
Double Orphan Pension	Cairns	0.0

Social Security and Welfare by Local Government Area Average Days to Process - 1 July 2023 - 31 Dec 2023

Service Reason	Local Government Area	Average Days to Process
Double Orphan Pension	Brisbane	0.0
Double Orphan Pension	Brighton	81.0
Double Orphan Pension	Belmont	45.0
Double Orphan Pension	Baw Baw	1.0
Double Orphan Pension	Bassendean	0.5
Double Orphan Pension	Ballarat	25.0
Double Orphan Pension	Armidale	1.0
Essential Medical Equipment	Yorke Peninsula	53.2
Essential Medical Equipment	York	57.0
Essential Medical Equipment	Yass Valley	42.5
Essential Medical Equipment	Yarriambiack	82.0
Essential Medical Equipment	Yarra Ranges	59.8
Essential Medical Equipment	Yarra	41.2
Essential Medical Equipment	Yankalilla	0.0
Essential Medical Equipment	Wyndham-East Kimberley	17.0
Essential Medical Equipment	Wyndham	47.3
Essential Medical Equipment	Woorabinda	57.0
Essential Medical Equipment	Wollongong	43.9
Essential Medical Equipment	Wollondilly	38.3
Essential Medical Equipment	Wodonga	40.2
Essential Medical Equipment	Wingecarribee	50.2
Essential Medical Equipment	Wiluna	63.0
Essential Medical Equipment	Wickepin	50.0
Essential Medical Equipment	Whyalla	45.6
Essential Medical Equipment	Whititesea	49.3
Essential Medical Equipment	Whitsunday	57.8
Essential Medical Equipment	Whitehorse	52.9
Essential Medical Equipment	Western Downs	38.7
Essential Medical Equipment	West Wimmera	55.5
Essential Medical Equipment	West Torrens	43.9
Essential Medical Equipment	West Tamar	46.5
Essential Medical Equipment	Wellington	55.5
Essential Medical Equipment	Waverley	60.5
Essential Medical Equipment	Wattle Range	43.3
Essential Medical Equipment	Warrumbungle	0.0
Essential Medical Equipment	Warrnambool	40.0
Essential Medical Equipment	Waroon	72.5
Essential Medical Equipment	Waratah-Wynyard	49.6
Essential Medical Equipment	Wanneroo	43.1
Essential Medical Equipment	Wangaratta	45.3
Essential Medical Equipment	Wandering	59.0
Essential Medical Equipment	Walgett	57.0
Essential Medical Equipment	Wakefield	0.0
Essential Medical Equipment	Wagga Wagga	51.6
Essential Medical Equipment	Vincent	58.2
Essential Medical Equipment	Victoria Park	64.5
Essential Medical Equipment	Victor Harbor	36.2
Essential Medical Equipment	Uralla	54.0
Essential Medical Equipment	Upper Lachlan	45.3
Essential Medical Equipment	Upper Hunter	68.0
Essential Medical Equipment	Unley	55.0
Essential Medical Equipment	Unincorporated SA	36.0
Essential Medical Equipment	Unincorporated ACT	42.8
Essential Medical Equipment	Tweed	45.3

Social Security and Welfare by Local Government Area Average Days to Process - 1 July 2023 - 31 Dec 2023

Service Reason	Local Government Area	Average Days to Process
Essential Medical Equipment	Tumby Bay	53.5
Essential Medical Equipment	Towong	30.5
Essential Medical Equipment	Townsville	45.8
Essential Medical Equipment	Toowoomba	39.9
Essential Medical Equipment	The Hills	51.2
Essential Medical Equipment	Tea Tree Gully	50.0
Essential Medical Equipment	Tatara	9.0
Essential Medical Equipment	Tasman	0.0
Essential Medical Equipment	Tamworth	62.3
Essential Medical Equipment	Tablelands	54.7
Essential Medical Equipment	Sydney	47.6
Essential Medical Equipment	Swan	52.9
Essential Medical Equipment	Sutherland	46.9
Essential Medical Equipment	Surf Coast	42.0
Essential Medical Equipment	Sunshine Coast	44.4
Essential Medical Equipment	Streaky Bay	0.0
Essential Medical Equipment	Strathfield	72.0
Essential Medical Equipment	Strathbogie	35.7
Essential Medical Equipment	Stonnington	34.2
Essential Medical Equipment	Stirling	50.1
Essential Medical Equipment	Southern Midlands	7.5
Essential Medical Equipment	Southern Grampians	47.0
Essential Medical Equipment	Southern Downs	38.7
Essential Medical Equipment	South Perth	33.0
Essential Medical Equipment	South Gippsland	65.3
Essential Medical Equipment	South Burnett	53.6
Essential Medical Equipment	Sorell	60.0
Essential Medical Equipment	Somerset	46.6
Essential Medical Equipment	Snowy Monaro	0.0
Essential Medical Equipment	Singleton	45.4
Essential Medical Equipment	Shoalhaven	45.6
Essential Medical Equipment	Shellharbour	43.0
Essential Medical Equipment	Shark Bay	35.0
Essential Medical Equipment	Serpentine-Jarrahdale	69.0
Essential Medical Equipment	Scenic Rim	31.6
Essential Medical Equipment	Salisbury	48.7
Essential Medical Equipment	Ryde	34.3
Essential Medical Equipment	Rockingham	52.5
Essential Medical Equipment	Rockhampton	49.6
Essential Medical Equipment	Richmond Valley	47.0
Essential Medical Equipment	Renmark Paringa	73.0
Essential Medical Equipment	Redland	56.3
Essential Medical Equipment	Randwick	44.2
Essential Medical Equipment	Queanbeyan-Palerang	43.0
Essential Medical Equipment	Prospect	46.8
Essential Medical Equipment	Port Stephens	52.5
Essential Medical Equipment	Port Pirie	42.5
Essential Medical Equipment	Port Phillip	49.8
Essential Medical Equipment	Port Macquarie-Hastings	62.5
Essential Medical Equipment	Port Lincoln	17.2
Essential Medical Equipment	Port Hedland	0.0
Essential Medical Equipment	Port Augusta	35.0
Essential Medical Equipment	Port Adelaide Enfield	45.4
Essential Medical Equipment	Playford	53.2

Social Security and Welfare by Local Government Area Average Days to Process - 1 July 2023 - 31 Dec 2023

Service Reason	Local Government Area	Average Days to Process
Essential Medical Equipment	Plantagenet	28.0
Essential Medical Equipment	Peterborough	69.5
Essential Medical Equipment	Perth	64.4
Essential Medical Equipment	Perinth	45.4
Essential Medical Equipment	Parramatta	54.8
Essential Medical Equipment	Parques	42.0
Essential Medical Equipment	Palmerston	34.3
Essential Medical Equipment	Orange	58.4
Essential Medical Equipment	Onkaparinga	46.4
Essential Medical Equipment	Oberon	58.0
Essential Medical Equipment	Norwood Payneham and St Peters	52.2
Essential Medical Equipment	Northern Midlands	32.3
Essential Medical Equipment	Northern Grampians	29.0
Essential Medical Equipment	Northern Beaches	40.1
Essential Medical Equipment	Northern Areas	52.0
Essential Medical Equipment	Northampton	82.0
Essential Medical Equipment	North Sydney	34.0
Essential Medical Equipment	Noosa	30.1
Essential Medical Equipment	Nilumbik	53.5
Essential Medical Equipment	Newcastle	46.1
Essential Medical Equipment	Nedlands	71.5
Essential Medical Equipment	Narramine	54.5
Essential Medical Equipment	Narrogin	49.0
Essential Medical Equipment	Narrabri	46.3
Essential Medical Equipment	Nambucca Valley	69.0
Essential Medical Equipment	Muswellbrook	51.3
Essential Medical Equipment	Murweh	39.0
Essential Medical Equipment	Murrumbidgee	0.0
Essential Medical Equipment	Murrindindi	17.0
Essential Medical Equipment	Murray River	39.3
Essential Medical Equipment	Murray Bridge	39.2
Essential Medical Equipment	Murray	38.3
Essential Medical Equipment	Mundaring	65.0
Essential Medical Equipment	Moynes	55.0
Essential Medical Equipment	Mount Gambier	67.0
Essential Medical Equipment	Mount Barker	46.6
Essential Medical Equipment	Mount Alexander	66.5
Essential Medical Equipment	Mosman Park	51.0
Essential Medical Equipment	Mornington Peninsula	34.3
Essential Medical Equipment	Moreton Bay	46.7
Essential Medical Equipment	Moreland	48.6
Essential Medical Equipment	Moree Plains	66.0
Essential Medical Equipment	Moorabool	54.1
Essential Medical Equipment	Moora	77.0
Essential Medical Equipment	Moonee Valley	42.4
Essential Medical Equipment	Monash	48.6
Essential Medical Equipment	Moira	52.0
Essential Medical Equipment	Mitchell	47.2
Essential Medical Equipment	Mitcham	43.8
Essential Medical Equipment	Mildura	44.5
Essential Medical Equipment	Mid-Western	59.0
Essential Medical Equipment	Mid-Coast	50.8
Essential Medical Equipment	Mid Murray	65.8
Essential Medical Equipment	Melville	52.3

Social Security and Welfare by Local Government Area Average Days to Process - 1 July 2023 - 31 Dec 2023

Service Reason	Local Government Area	Average Days to Process
Essential Medical Equipment	Melton	45.2
Essential Medical Equipment	Melbourne	37.4
Essential Medical Equipment	Meander Valley	50.2
Essential Medical Equipment	MaroonDAH	59.6
Essential Medical Equipment	Marion	48.3
Essential Medical Equipment	Maribyrnong	61.9
Essential Medical Equipment	Mareeba	43.8
Essential Medical Equipment	Maranoa	47.7
Essential Medical Equipment	Mansfield	53.0
Essential Medical Equipment	Manningham	45.4
Essential Medical Equipment	Manjimup	56.0
Essential Medical Equipment	Mandurah	44.9
Essential Medical Equipment	Maitland	43.8
Essential Medical Equipment	Mackay	46.0
Essential Medical Equipment	Macedon Ranges	29.0
Essential Medical Equipment	Loxton Waikerie	53.0
Essential Medical Equipment	Lower Eyre Peninsula	31.0
Essential Medical Equipment	Logan	47.5
Essential Medical Equipment	Loddon	59.3
Essential Medical Equipment	Lockyer Valley	48.6
Essential Medical Equipment	Lockhart	70.0
Essential Medical Equipment	Livingstone	50.8
Essential Medical Equipment	Liverpool Plains	76.0
Essential Medical Equipment	Liverpool	50.5
Essential Medical Equipment	Lithgow	30.4
Essential Medical Equipment	Lismore	33.8
Essential Medical Equipment	Light	48.2
Essential Medical Equipment	Launceston	40.5
Essential Medical Equipment	Latrobe (Vic.)	55.3
Essential Medical Equipment	Latrobe (Tas.)	39.3
Essential Medical Equipment	Lane Cove	57.0
Essential Medical Equipment	Lake Macquarie	47.4
Essential Medical Equipment	Kyogle	37.0
Essential Medical Equipment	Kwinana	46.9
Essential Medical Equipment	Ku-ring-gai	59.5
Essential Medical Equipment	Knox	43.2
Essential Medical Equipment	Kingston (Vic.)	44.2
Essential Medical Equipment	Kingborough	36.8
Essential Medical Equipment	King Island	0.0
Essential Medical Equipment	Kiama	60.3
Essential Medical Equipment	Kentish	61.5
Essential Medical Equipment	Kempsey	51.1
Essential Medical Equipment	Karratha	0.0
Essential Medical Equipment	Kalbarrie-Boulder	21.8
Essential Medical Equipment	Kalamunda	37.3
Essential Medical Equipment	June	71.0
Essential Medical Equipment	Joondalup	54.0
Essential Medical Equipment	Ipswich	52.4
Essential Medical Equipment	Inverell	48.8
Essential Medical Equipment	Inner West	46.3
Essential Medical Equipment	Indigo	42.0
Essential Medical Equipment	Huon Valley	55.5
Essential Medical Equipment	Hunters Hill	56.0
Essential Medical Equipment	Hume	47.3

Social Security and Welfare by Local Government Area Average Days to Process - 1 July 2023 - 31 Dec 2023

Service Reason	Local Government Area	Average Days to Process
Essential Medical Equipment	Horsham	82.0
Essential Medical Equipment	Hornsbly	58.0
Essential Medical Equipment	Holdfast Bay	46.6
Essential Medical Equipment	Hobsons Bay	47.5
Essential Medical Equipment	Hobart	44.1
Essential Medical Equipment	Hindmarsh	63.0
Essential Medical Equipment	Hinchinbrook	41.3
Essential Medical Equipment	Hilltops	22.0
Essential Medical Equipment	Hawkesbury	55.5
Essential Medical Equipment	Harvey	42.0
Essential Medical Equipment	Gympie	50.4
Essential Medical Equipment	Gwydir	55.0
Essential Medical Equipment	Gunnedah	64.3
Essential Medical Equipment	Griffith	0.0
Essential Medical Equipment	Greater Shepparton	49.1
Essential Medical Equipment	Greater Hume	49.3
Essential Medical Equipment	Greater Geraldton	48.9
Essential Medical Equipment	Greater Geelong	49.1
Essential Medical Equipment	Greater Dandenong	54.6
Essential Medical Equipment	Greater Bendigo	48.1
Essential Medical Equipment	Grant	51.5
Essential Medical Equipment	Goyder	54.0
Essential Medical Equipment	Goulburn Mulwarree	60.0
Essential Medical Equipment	Gosnells	60.2
Essential Medical Equipment	Goondiwindi	62.0
Essential Medical Equipment	Golden Plains	51.5
Essential Medical Equipment	Gold Coast	50.8
Essential Medical Equipment	Glenorchy	54.9
Essential Medical Equipment	Glenelg	72.0
Essential Medical Equipment	Glen Innes Severn	72.5
Essential Medical Equipment	Glen Elira	49.3
Essential Medical Equipment	Glamorgan-Spring Bay	59.0
Essential Medical Equipment	Gladstone	36.9
Essential Medical Equipment	Gingin	53.0
Essential Medical Equipment	Gilgandra	85.0
Essential Medical Equipment	Georges River	61.8
Essential Medical Equipment	George Town	41.8
Essential Medical Equipment	Gawler	50.1
Essential Medical Equipment	Gannawarra	35.0
Essential Medical Equipment	Fremantle	52.3
Essential Medical Equipment	Fraser Coast	49.6
Essential Medical Equipment	Frankston	52.9
Essential Medical Equipment	Franklin Harbour	0.0
Essential Medical Equipment	Forbes	68.0
Essential Medical Equipment	Flinders (Qld)	62.0
Essential Medical Equipment	Federation	54.5
Essential Medical Equipment	Fairfield	55.9
Essential Medical Equipment	Eurobodalla	49.8
Essential Medical Equipment	Etheridge	63.0
Essential Medical Equipment	Esperance	17.5
Essential Medical Equipment	Edward River	55.0
Essential Medical Equipment	East Gippsland	52.4
Essential Medical Equipment	Dungog	30.0
Essential Medical Equipment	Dubbo	59.2

Social Security and Welfare by Local Government Area Average Days to Process - 1 July 2023 - 31 Dec 2023

Service Reason	Local Government Area	Average Days to Process
Essential Medical Equipment	Douglas	71.0
Essential Medical Equipment	Dorset	57.8
Essential Medical Equipment	Donnybrook-Balingup	77.0
Essential Medical Equipment	Devonport	51.1
Essential Medical Equipment	Derwent Valley	50.3
Essential Medical Equipment	Derby-West Kimberley	60.0
Essential Medical Equipment	Darwin	29.5
Essential Medical Equipment	Darebin	57.6
Essential Medical Equipment	Dardanup	29.5
Essential Medical Equipment	Cumberland	48.9
Essential Medical Equipment	Cuballing	85.0
Essential Medical Equipment	Cowra	67.0
Essential Medical Equipment	Corangamite	64.0
Essential Medical Equipment	Copper Coast	43.5
Essential Medical Equipment	Cootamundra-Gundagai	45.0
Essential Medical Equipment	Coorong	10.5
Essential Medical Equipment	Coonamble	61.0
Essential Medical Equipment	Coolamon	35.0
Essential Medical Equipment	Cooper Pedy	65.0
Essential Medical Equipment	Colac Otway	54.3
Essential Medical Equipment	Coffs Harbour	54.5
Essential Medical Equipment	Cockburn	52.3
Essential Medical Equipment	Clarence Valley	40.6
Essential Medical Equipment	Clarence	42.3
Essential Medical Equipment	Claremont	59.0
Essential Medical Equipment	Clare and Gilbert Valleys	68.0
Essential Medical Equipment	Circular Head	21.0
Essential Medical Equipment	Chittering	30.0
Essential Medical Equipment	Charters Towers	70.5
Essential Medical Equipment	Charles Sturt	54.4
Essential Medical Equipment	Cessnock	52.2
Essential Medical Equipment	Central Highlands (Qld)	52.3
Essential Medical Equipment	Central Goldfields	28.0
Essential Medical Equipment	Central Coast (Tas.)	33.1
Essential Medical Equipment	Central Coast (NSW)	47.1
Essential Medical Equipment	Cassowary Coast	26.7
Essential Medical Equipment	Casey	50.3
Essential Medical Equipment	Cardinia	49.8
Essential Medical Equipment	Capel	39.5
Essential Medical Equipment	Canterbury-Bankstown	51.2
Essential Medical Equipment	Canning	41.0
Essential Medical Equipment	Canada Bay	31.0
Essential Medical Equipment	Campbelltown (SA)	46.8
Essential Medical Equipment	Campbelltown (NSW)	50.8
Essential Medical Equipment	Campanse	48.3
Essential Medical Equipment	Camden	43.2
Essential Medical Equipment	Cairns	48.0
Essential Medical Equipment	Byron	40.0
Essential Medical Equipment	Busseton	53.5
Essential Medical Equipment	Burwood	47.0
Essential Medical Equipment	Burnside	60.5
Essential Medical Equipment	Burnie	54.9
Essential Medical Equipment	Bundaberg	45.1
Essential Medical Equipment	Bunbury	54.7

Social Security and Welfare by Local Government Area Average Days to Process - 1 July 2023 - 31 Dec 2023

Service Reason	Local Government Area	Average Days to Process
Essential Medical Equipment	Buloke	15.0
Essential Medical Equipment	Broken Hill	55.8
Essential Medical Equipment	Brisbane	46.5
Essential Medical Equipment	Brimbank	44.7
Essential Medical Equipment	Brighton	25.2
Essential Medical Equipment	Bridgetown-Greenbushes	76.0
Essential Medical Equipment	Break O'Day	39.2
Essential Medical Equipment	Boypup Brook	95.0
Essential Medical Equipment	Boroondara	50.8
Essential Medical Equipment	Blue Mountains	49.2
Essential Medical Equipment	Blacktown	56.2
Essential Medical Equipment	Beverley	35.0
Essential Medical Equipment	Berrigan	55.5
Essential Medical Equipment	Berri Barmera	44.7
Essential Medical Equipment	Benalla	27.3
Essential Medical Equipment	Belmont	59.8
Essential Medical Equipment	Bega Valley	68.0
Essential Medical Equipment	Bayswater	60.0
Essential Medical Equipment	Bayside (Vic.)	67.7
Essential Medical Equipment	Bayside (NSW)	64.5
Essential Medical Equipment	Baw Baw	20.4
Essential Medical Equipment	Bathurst	51.0
Essential Medical Equipment	Bassendean	16.0
Essential Medical Equipment	Bass Coast	42.5
Essential Medical Equipment	Barunga West	22.0
Essential Medical Equipment	Barossa	51.0
Essential Medical Equipment	Banyule	52.9
Essential Medical Equipment	Banana	35.8
Essential Medical Equipment	Balranald	35.0
Essential Medical Equipment	Ballina	59.1
Essential Medical Equipment	Ballarat	51.3
Essential Medical Equipment	Ashburton	52.0
Essential Medical Equipment	Armidale	42.7
Essential Medical Equipment	Armadale	44.3
Essential Medical Equipment	Ararat	25.5
Essential Medical Equipment	Alexandrina	42.2
Essential Medical Equipment	Albury	46.8
Essential Medical Equipment	Albany	57.4
Essential Medical Equipment	Adelaide Plains	29.5
Essential Medical Equipment	Adelaide Hills	44.7
Essential Medical Equipment	Adelaide	49.0
Ex-Carer Allowance (Child) Health Care Card	Yorke Peninsula	4.0
Ex-Carer Allowance (Child) Health Care Card	Yass Valley	2.0
Ex-Carer Allowance (Child) Health Care Card	Yarra Ranges	8.8
Ex-Carer Allowance (Child) Health Care Card	Yarra	12.3
Ex-Carer Allowance (Child) Health Care Card	Wyndham	7.9
Ex-Carer Allowance (Child) Health Care Card	Wudinna	16.0
Ex-Carer Allowance (Child) Health Care Card	Woolahra	2.0
Ex-Carer Allowance (Child) Health Care Card	Wollongong	11.1
Ex-Carer Allowance (Child) Health Care Card	Wollondilly	5.1
Ex-Carer Allowance (Child) Health Care Card	Wodonga	17.8
Ex-Carer Allowance (Child) Health Care Card	Wingecarribee	8.5
Ex-Carer Allowance (Child) Health Care Card	Willoughby	9.5
Ex-Carer Allowance (Child) Health Care Card	Whyalla	2.0

Social Security and Welfare by Local Government Area Average Days to Process - 1 July 2023 - 31 Dec 2023

Service Reason	Local Government Area	Average Days to Process
Ex-Carer Allowance (Child) Health Care Card	Whittlesea	6.0
Ex-Carer Allowance (Child) Health Care Card	Whitehorse	7.0
Ex-Carer Allowance (Child) Health Care Card	Western Downs	2.0
Ex-Carer Allowance (Child) Health Care Card	West Torrens	12.6
Ex-Carer Allowance (Child) Health Care Card	West Tamar	17.0
Ex-Carer Allowance (Child) Health Care Card	Wentworth	0.0
Ex-Carer Allowance (Child) Health Care Card	Wellington	2.7
Ex-Carer Allowance (Child) Health Care Card	Waverley	15.3
Ex-Carer Allowance (Child) Health Care Card	Wattle Range	1.5
Ex-Carer Allowance (Child) Health Care Card	Warrnambool	7.2
Ex-Carer Allowance (Child) Health Care Card	Waroona	32.0
Ex-Carer Allowance (Child) Health Care Card	Wanneroo	3.0
Ex-Carer Allowance (Child) Health Care Card	Wangaratta	1.0
Ex-Carer Allowance (Child) Health Care Card	Wagga Wagga	15.8
Ex-Carer Allowance (Child) Health Care Card	Vincent	3.3
Ex-Carer Allowance (Child) Health Care Card	Victoria Park	0.0
Ex-Carer Allowance (Child) Health Care Card	Victor Harbor	8.8
Ex-Carer Allowance (Child) Health Care Card	Upper Lachlan	1.0
Ex-Carer Allowance (Child) Health Care Card	Upper Hunter	48.5
Ex-Carer Allowance (Child) Health Care Card	Unley	7.5
Ex-Carer Allowance (Child) Health Care Card	Unincorporated ACT	12.9
Ex-Carer Allowance (Child) Health Care Card	Tweed	6.8
Ex-Carer Allowance (Child) Health Care Card	Townsville	19.1
Ex-Carer Allowance (Child) Health Care Card	Toowoomba	6.8
Ex-Carer Allowance (Child) Health Care Card	Toodyay	18.0
Ex-Carer Allowance (Child) Health Care Card	The Hills	7.5
Ex-Carer Allowance (Child) Health Care Card	Tea Tree Gully	9.7
Ex-Carer Allowance (Child) Health Care Card	Tamworth	7.5
Ex-Carer Allowance (Child) Health Care Card	Tablelands	3.0
Ex-Carer Allowance (Child) Health Care Card	Sydney	8.3
Ex-Carer Allowance (Child) Health Care Card	Swan Hill	5.0
Ex-Carer Allowance (Child) Health Care Card	Swan	5.9
Ex-Carer Allowance (Child) Health Care Card	Sutherland	13.1
Ex-Carer Allowance (Child) Health Care Card	Surf Coast	10.4
Ex-Carer Allowance (Child) Health Care Card	Sunshine Coast	10.8
Ex-Carer Allowance (Child) Health Care Card	Streaky Bay	23.0
Ex-Carer Allowance (Child) Health Care Card	Strathbogie	6.0
Ex-Carer Allowance (Child) Health Care Card	Stonnington	8.8
Ex-Carer Allowance (Child) Health Care Card	Stirling	7.6
Ex-Carer Allowance (Child) Health Care Card	Southern Midlands	19.0
Ex-Carer Allowance (Child) Health Care Card	Southern Gramplains	0.0
Ex-Carer Allowance (Child) Health Care Card	Southern Downs	9.0
Ex-Carer Allowance (Child) Health Care Card	South Perth	10.7
Ex-Carer Allowance (Child) Health Care Card	South Burnett	2.5
Ex-Carer Allowance (Child) Health Care Card	Sorell	1.0
Ex-Carer Allowance (Child) Health Care Card	Somerset	0.0
Ex-Carer Allowance (Child) Health Care Card	Snowy Valleys	3.0
Ex-Carer Allowance (Child) Health Care Card	Snowy Monaro	0.0
Ex-Carer Allowance (Child) Health Care Card	Singleton	8.8
Ex-Carer Allowance (Child) Health Care Card	Shoalhaven	11.4
Ex-Carer Allowance (Child) Health Care Card	Shellharbour	9.1
Ex-Carer Allowance (Child) Health Care Card	Serpentine-Jarrahdale	24.5
Ex-Carer Allowance (Child) Health Care Card	Scenic Rim	21.7
Ex-Carer Allowance (Child) Health Care Card	Salisbury	3.0

Social Security and Welfare by Local Government Area Average Days to Process - 1 July 2023 - 31 Dec 2023

Service Reason	Local Government Area	Average Days to Process
Ex-Carer Allowance (Child) Health Care Card	Ryde	9.4
Ex-Carer Allowance (Child) Health Care Card	Rockingham	9.6
Ex-Carer Allowance (Child) Health Care Card	Rockhampton	9.7
Ex-Carer Allowance (Child) Health Care Card	Redland	10.6
Ex-Carer Allowance (Child) Health Care Card	Randwick	10.0
Ex-Carer Allowance (Child) Health Care Card	Queanbeyan-Palerang	16.0
Ex-Carer Allowance (Child) Health Care Card	Pyrenees	113.0
Ex-Carer Allowance (Child) Health Care Card	Port Stephens	14.3
Ex-Carer Allowance (Child) Health Care Card	Port Pirie	5.0
Ex-Carer Allowance (Child) Health Care Card	Port Macquarie-Hastings	9.6
Ex-Carer Allowance (Child) Health Care Card	Port Lincoln	25.5
Ex-Carer Allowance (Child) Health Care Card	Port Hedland	17.0
Ex-Carer Allowance (Child) Health Care Card	Port Augusta	1.0
Ex-Carer Allowance (Child) Health Care Card	Port Adelaide Enfield	8.9
Ex-Carer Allowance (Child) Health Care Card	Playford	7.7
Ex-Carer Allowance (Child) Health Care Card	Perth	1.0
Ex-Carer Allowance (Child) Health Care Card	Perth	10.8
Ex-Carer Allowance (Child) Health Care Card	Parramatta	7.1
Ex-Carer Allowance (Child) Health Care Card	Parkes	22.0
Ex-Carer Allowance (Child) Health Care Card	Palmerston	12.5
Ex-Carer Allowance (Child) Health Care Card	Orange	9.4
Ex-Carer Allowance (Child) Health Care Card	Onkaparinga	10.6
Ex-Carer Allowance (Child) Health Care Card	Oberon	0.0
Ex-Carer Allowance (Child) Health Care Card	Norwood Payneham and St Peters	10.0
Ex-Carer Allowance (Child) Health Care Card	Northern Gramplians	0.0
Ex-Carer Allowance (Child) Health Care Card	Northern Beaches	9.3
Ex-Carer Allowance (Child) Health Care Card	North Sydney	7.0
Ex-Carer Allowance (Child) Health Care Card	North Burnett	12.7
Ex-Carer Allowance (Child) Health Care Card	Noosa	24.0
Ex-Carer Allowance (Child) Health Care Card	Nillumbik	11.3
Ex-Carer Allowance (Child) Health Care Card	Newcastle	15.4
Ex-Carer Allowance (Child) Health Care Card	Nedlands	1.0
Ex-Carer Allowance (Child) Health Care Card	Narramine	8.0
Ex-Carer Allowance (Child) Health Care Card	Nambucca Valley	21.7
Ex-Carer Allowance (Child) Health Care Card	Murweh	0.0
Ex-Carer Allowance (Child) Health Care Card	Murrindindi	5.0
Ex-Carer Allowance (Child) Health Care Card	Murray River	45.0
Ex-Carer Allowance (Child) Health Care Card	Murray Bridge	7.0
Ex-Carer Allowance (Child) Health Care Card	Murray	7.0
Ex-Carer Allowance (Child) Health Care Card	Mundaring	3.0
Ex-Carer Allowance (Child) Health Care Card	Moyne	11.7
Ex-Carer Allowance (Child) Health Care Card	Mount Isa	7.5
Ex-Carer Allowance (Child) Health Care Card	Mount Gambier	13.1
Ex-Carer Allowance (Child) Health Care Card	Mount Barker	0.0
Ex-Carer Allowance (Child) Health Care Card	Mount Alexander	11.3
Ex-Carer Allowance (Child) Health Care Card	Mosman	0.0
Ex-Carer Allowance (Child) Health Care Card	Mornington Peninsula	5.0
Ex-Carer Allowance (Child) Health Care Card	Moreton Bay	11.4
Ex-Carer Allowance (Child) Health Care Card	Moreland	8.4
Ex-Carer Allowance (Child) Health Care Card	Moree Plains	2.0
Ex-Carer Allowance (Child) Health Care Card	Moorabool	12.3
Ex-Carer Allowance (Child) Health Care Card	Moonee Valley	9.3
Ex-Carer Allowance (Child) Health Care Card	Monash	11.3
Ex-Carer Allowance (Child) Health Care Card	Moira	2.5

Social Security and Welfare by Local Government Area Average Days to Process - 1 July 2023 - 31 Dec 2023

Service Reason	Local Government Area	Average Days to Process
Ex-Carer Allowance (Child) Health Care Card	Mitchell	5.6
Ex-Carer Allowance (Child) Health Care Card	Mitcham	0.0
Ex-Carer Allowance (Child) Health Care Card	Mildura	4.0
Ex-Carer Allowance (Child) Health Care Card	Mid-Coast	19.3
Ex-Carer Allowance (Child) Health Care Card	Mid Murray	16.0
Ex-Carer Allowance (Child) Health Care Card	Melville	8.9
Ex-Carer Allowance (Child) Health Care Card	Melton	5.8
Ex-Carer Allowance (Child) Health Care Card	Melbourne	7.5
Ex-Carer Allowance (Child) Health Care Card	Meander Valley	3.0
Ex-Carer Allowance (Child) Health Care Card	MaroonDAH	12.5
Ex-Carer Allowance (Child) Health Care Card	Marion	9.7
Ex-Carer Allowance (Child) Health Care Card	Maribyrnong	9.0
Ex-Carer Allowance (Child) Health Care Card	Maranoa	1.0
Ex-Carer Allowance (Child) Health Care Card	Manningham	7.3
Ex-Carer Allowance (Child) Health Care Card	Manjimup	0.0
Ex-Carer Allowance (Child) Health Care Card	Mandurah	5.4
Ex-Carer Allowance (Child) Health Care Card	Maitland	8.4
Ex-Carer Allowance (Child) Health Care Card	Mackay	16.1
Ex-Carer Allowance (Child) Health Care Card	Macedon Ranges	20.3
Ex-Carer Allowance (Child) Health Care Card	Loxton Walkerie	19.0
Ex-Carer Allowance (Child) Health Care Card	Lower Eyre Peninsula	2.0
Ex-Carer Allowance (Child) Health Care Card	Logan	11.3
Ex-Carer Allowance (Child) Health Care Card	Lockyer Valley	13.1
Ex-Carer Allowance (Child) Health Care Card	Livingstone	13.0
Ex-Carer Allowance (Child) Health Care Card	Liverpool Plains	1.0
Ex-Carer Allowance (Child) Health Care Card	Liverpool	9.1
Ex-Carer Allowance (Child) Health Care Card	Lithgow	12.3
Ex-Carer Allowance (Child) Health Care Card	Litchfield	23.5
Ex-Carer Allowance (Child) Health Care Card	Lismore	0.0
Ex-Carer Allowance (Child) Health Care Card	Light	12.2
Ex-Carer Allowance (Child) Health Care Card	Launceston	9.9
Ex-Carer Allowance (Child) Health Care Card	Latrobe (Vic.)	11.5
Ex-Carer Allowance (Child) Health Care Card	Lane Cove	1.0
Ex-Carer Allowance (Child) Health Care Card	Lake Macquarie	12.2
Ex-Carer Allowance (Child) Health Care Card	Lachlan	8.0
Ex-Carer Allowance (Child) Health Care Card	Kwinana	44.0
Ex-Carer Allowance (Child) Health Care Card	Ku-ring-gai	12.3
Ex-Carer Allowance (Child) Health Care Card	Knox	4.3
Ex-Carer Allowance (Child) Health Care Card	Kingston (Vic.)	7.6
Ex-Carer Allowance (Child) Health Care Card	Kingborough	8.7
Ex-Carer Allowance (Child) Health Care Card	Kiama	0.0
Ex-Carer Allowance (Child) Health Care Card	Kempsey	1.5
Ex-Carer Allowance (Child) Health Care Card	Karratha	19.5
Ex-Carer Allowance (Child) Health Care Card	Kalgoorlie-Boulder	0.0
Ex-Carer Allowance (Child) Health Care Card	Kalamunda	4.0
Ex-Carer Allowance (Child) Health Care Card	Joondalup	10.0
Ex-Carer Allowance (Child) Health Care Card	Isaac	2.0
Ex-Carer Allowance (Child) Health Care Card	Ipswich	11.7
Ex-Carer Allowance (Child) Health Care Card	Inner West	14.7
Ex-Carer Allowance (Child) Health Care Card	Huon Valley	0.0
Ex-Carer Allowance (Child) Health Care Card	Hunters Hill	2.0
Ex-Carer Allowance (Child) Health Care Card	Hume	6.3
Ex-Carer Allowance (Child) Health Care Card	Horsham	18.0
Ex-Carer Allowance (Child) Health Care Card	Hornshby	7.9

Social Security and Welfare by Local Government Area Average Days to Process - 1 July 2023 - 31 Dec 2023

Service Reason	Local Government Area	Average Days to Process
Ex-Carer Allowance (Child) Health Care Card	Holdfast Bay	9.9
Ex-Carer Allowance (Child) Health Care Card	Hobsons Bay	8.0
Ex-Carer Allowance (Child) Health Care Card	Hobart	3.0
Ex-Carer Allowance (Child) Health Care Card	Hinchinbrook	22.0
Ex-Carer Allowance (Child) Health Care Card	Hilltops	1.0
Ex-Carer Allowance (Child) Health Care Card	Hepburn	0.0
Ex-Carer Allowance (Child) Health Care Card	Hay	0.0
Ex-Carer Allowance (Child) Health Care Card	Hawkesbury	12.0
Ex-Carer Allowance (Child) Health Care Card	Harvey	2.0
Ex-Carer Allowance (Child) Health Care Card	Gympie	0.0
Ex-Carer Allowance (Child) Health Care Card	Gwydir	9.0
Ex-Carer Allowance (Child) Health Care Card	Gunnedah	37.0
Ex-Carer Allowance (Child) Health Care Card	Griffith	19.0
Ex-Carer Allowance (Child) Health Care Card	Greater Shepparton	7.8
Ex-Carer Allowance (Child) Health Care Card	Greater Geraldton	16.0
Ex-Carer Allowance (Child) Health Care Card	Greater Geelong	9.4
Ex-Carer Allowance (Child) Health Care Card	Greater Dandenong	7.4
Ex-Carer Allowance (Child) Health Care Card	Greater Bendigo	7.6
Ex-Carer Allowance (Child) Health Care Card	Grant	4.0
Ex-Carer Allowance (Child) Health Care Card	Goulburn Mulwaree	0.0
Ex-Carer Allowance (Child) Health Care Card	Gosnells	6.6
Ex-Carer Allowance (Child) Health Care Card	Goondiwindi	3.0
Ex-Carer Allowance (Child) Health Care Card	Golden Plains	5.0
Ex-Carer Allowance (Child) Health Care Card	Gold Coast	13.8
Ex-Carer Allowance (Child) Health Care Card	Glenorchy	18.5
Ex-Carer Allowance (Child) Health Care Card	Glenelg	20.7
Ex-Carer Allowance (Child) Health Care Card	Glen Eira	16.8
Ex-Carer Allowance (Child) Health Care Card	Gladstone	5.3
Ex-Carer Allowance (Child) Health Care Card	Gingin	1.0
Ex-Carer Allowance (Child) Health Care Card	Georges River	14.8
Ex-Carer Allowance (Child) Health Care Card	George Town	1.0
Ex-Carer Allowance (Child) Health Care Card	Gawler	10.2
Ex-Carer Allowance (Child) Health Care Card	Fremantle	3.5
Ex-Carer Allowance (Child) Health Care Card	Fraser Coast	18.9
Ex-Carer Allowance (Child) Health Care Card	Frankston	7.2
Ex-Carer Allowance (Child) Health Care Card	Flinders Ranges	32.0
Ex-Carer Allowance (Child) Health Care Card	Fairfield	8.1
Ex-Carer Allowance (Child) Health Care Card	Eurobodalla	24.8
Ex-Carer Allowance (Child) Health Care Card	East Gippsland	11.0
Ex-Carer Allowance (Child) Health Care Card	Dungog	16.0
Ex-Carer Allowance (Child) Health Care Card	Dubbo	23.7
Ex-Carer Allowance (Child) Health Care Card	Dorset	7.0
Ex-Carer Allowance (Child) Health Care Card	Donnybrook-Balingup	0.0
Ex-Carer Allowance (Child) Health Care Card	Devonport	0.0
Ex-Carer Allowance (Child) Health Care Card	Derwent Valley	8.3
Ex-Carer Allowance (Child) Health Care Card	Denmark	0.0
Ex-Carer Allowance (Child) Health Care Card	Darebin	11.0
Ex-Carer Allowance (Child) Health Care Card	Dardanup	17.0
Ex-Carer Allowance (Child) Health Care Card	Cumberland	5.5
Ex-Carer Allowance (Child) Health Care Card	Cuballing	23.0
Ex-Carer Allowance (Child) Health Care Card	Cowra	0.0
Ex-Carer Allowance (Child) Health Care Card	Corrigin	0.0
Ex-Carer Allowance (Child) Health Care Card	Corangamite	0.3
Ex-Carer Allowance (Child) Health Care Card	Cootamundra-Gundagai	0.0

Social Security and Welfare by Local Government Area Average Days to Process - 1 July 2023 - 31 Dec 2023

Service Reason	Local Government Area	Average Days to Process
Ex-Carer Allowance (Child) Health Care Card	Coorow	0.0
Ex-Carer Allowance (Child) Health Care Card	Coolgardie	4.0
Ex-Carer Allowance (Child) Health Care Card	Collie	0.0
Ex-Carer Allowance (Child) Health Care Card	Colac Otway	11.0
Ex-Carer Allowance (Child) Health Care Card	Coffs Harbour	6.8
Ex-Carer Allowance (Child) Health Care Card	Cockburn	5.7
Ex-Carer Allowance (Child) Health Care Card	Clarence Valley	0.0
Ex-Carer Allowance (Child) Health Care Card	Clarence	19.2
Ex-Carer Allowance (Child) Health Care Card	Charles Sturt	20.1
Ex-Carer Allowance (Child) Health Care Card	Gessnock	2.8
Ex-Carer Allowance (Child) Health Care Card	Central Highlands (Qld)	3.0
Ex-Carer Allowance (Child) Health Care Card	Central Goldfields	15.3
Ex-Carer Allowance (Child) Health Care Card	Central Coast (Tas.)	4.4
Ex-Carer Allowance (Child) Health Care Card	Central Coast (NSW)	10.1
Ex-Carer Allowance (Child) Health Care Card	Casey	8.1
Ex-Carer Allowance (Child) Health Care Card	Cardinia	8.3
Ex-Carer Allowance (Child) Health Care Card	Capel	24.0
Ex-Carer Allowance (Child) Health Care Card	Canterbury-Bankstown	11.5
Ex-Carer Allowance (Child) Health Care Card	Canning	13.1
Ex-Carer Allowance (Child) Health Care Card	Canada Bay	13.2
Ex-Carer Allowance (Child) Health Care Card	Campbelltown (SA)	20.6
Ex-Carer Allowance (Child) Health Care Card	Campbelltown (NSW)	13.1
Ex-Carer Allowance (Child) Health Care Card	Campaspe	1.3
Ex-Carer Allowance (Child) Health Care Card	Camden	14.6
Ex-Carer Allowance (Child) Health Care Card	Cambridge	14.7
Ex-Carer Allowance (Child) Health Care Card	Cairns	5.0
Ex-Carer Allowance (Child) Health Care Card	Cabonne	0.0
Ex-Carer Allowance (Child) Health Care Card	Bussetton	0.7
Ex-Carer Allowance (Child) Health Care Card	Burwood	4.3
Ex-Carer Allowance (Child) Health Care Card	Burnside	18.8
Ex-Carer Allowance (Child) Health Care Card	Burnie	10.3
Ex-Carer Allowance (Child) Health Care Card	Bundaberg	12.9
Ex-Carer Allowance (Child) Health Care Card	Bunbury	11.0
Ex-Carer Allowance (Child) Health Care Card	Broome	3.0
Ex-Carer Allowance (Child) Health Care Card	Broken Hill	37.0
Ex-Carer Allowance (Child) Health Care Card	Brisbane	12.5
Ex-Carer Allowance (Child) Health Care Card	Brimbank	7.2
Ex-Carer Allowance (Child) Health Care Card	Brighton	3.0
Ex-Carer Allowance (Child) Health Care Card	Break O'Day	13.0
Ex-Carer Allowance (Child) Health Care Card	Boroondara	12.1
Ex-Carer Allowance (Child) Health Care Card	Blue Mountains	7.7
Ex-Carer Allowance (Child) Health Care Card	Blayney	12.0
Ex-Carer Allowance (Child) Health Care Card	Blacktown	8.8
Ex-Carer Allowance (Child) Health Care Card	Berri Barmera	4.5
Ex-Carer Allowance (Child) Health Care Card	Benalla	0.5
Ex-Carer Allowance (Child) Health Care Card	Belmont	2.7
Ex-Carer Allowance (Child) Health Care Card	Bellingen	1.0
Ex-Carer Allowance (Child) Health Care Card	Bega Valley	46.0
Ex-Carer Allowance (Child) Health Care Card	Bayswater	15.0
Ex-Carer Allowance (Child) Health Care Card	Bayside (Vic.)	9.8
Ex-Carer Allowance (Child) Health Care Card	Bayside (NSW)	9.1
Ex-Carer Allowance (Child) Health Care Card	Baw Baw	5.3
Ex-Carer Allowance (Child) Health Care Card	Bathurst	25.0
Ex-Carer Allowance (Child) Health Care Card	Bassendean	10.0

Social Security and Welfare by Local Government Area Average Days to Process - 1 July 2023 - 31 Dec 2023

Service Reason	Local Government Area	Average Days to Process
Ex-Carer Allowance (Child) Health Care Card	Bass Coast	11.0
Ex-Carer Allowance (Child) Health Care Card	Barossa	14.2
Ex-Carer Allowance (Child) Health Care Card	Banyule	9.4
Ex-Carer Allowance (Child) Health Care Card	Ballina	0.0
Ex-Carer Allowance (Child) Health Care Card	Ballarat	9.7
Ex-Carer Allowance (Child) Health Care Card	Augusta Margaret River	50.0
Ex-Carer Allowance (Child) Health Care Card	Armidale	5.5
Ex-Carer Allowance (Child) Health Care Card	Armadale	6.7
Ex-Carer Allowance (Child) Health Care Card	Ararat	0.0
Ex-Carer Allowance (Child) Health Care Card	Alpine	1.3
Ex-Carer Allowance (Child) Health Care Card	Alexandrina	12.3
Ex-Carer Allowance (Child) Health Care Card	Albury	6.5
Ex-Carer Allowance (Child) Health Care Card	Albany	6.8
Ex-Carer Allowance (Child) Health Care Card	Adelaide Plains	12.0
Ex-Carer Allowance (Child) Health Care Card	Adelaide Hills	13.0
Ex-Carer Allowance (Child) Health Care Card	Yorke Peninsula	11.6
Family Tax Benefit Lump Sum	York	7.0
Family Tax Benefit Lump Sum	Yilgarr	12.0
Family Tax Benefit Lump Sum	Yass Valley	9.9
Family Tax Benefit Lump Sum	Yarriambiack	11.8
Family Tax Benefit Lump Sum	Yarrabah	29.3
Family Tax Benefit Lump Sum	Yarra Ranges	12.3
Family Tax Benefit Lump Sum	Yarra	11.6
Family Tax Benefit Lump Sum	Yankalilla	10.3
Family Tax Benefit Lump Sum	Wyndham-East Kimberley	6.0
Family Tax Benefit Lump Sum	Wyndham	13.4
Family Tax Benefit Lump Sum	Wujal Wujal	51.0
Family Tax Benefit Lump Sum	Wudinna	14.0
Family Tax Benefit Lump Sum	Woorabinda	106.0
Family Tax Benefit Lump Sum	Woolahra	14.8
Family Tax Benefit Lump Sum	Woodanilling	14.7
Family Tax Benefit Lump Sum	Wongan-Ballidu	8.3
Family Tax Benefit Lump Sum	Wollongong	12.8
Family Tax Benefit Lump Sum	Wollondilly	13.4
Family Tax Benefit Lump Sum	Wodonga	13.7
Family Tax Benefit Lump Sum	Winton	11.3
Family Tax Benefit Lump Sum	Wingecarribee	18.7
Family Tax Benefit Lump Sum	Willoughby	27.2
Family Tax Benefit Lump Sum	Williams	39.5
Family Tax Benefit Lump Sum	Wickepin	6.0
Family Tax Benefit Lump Sum	Whyalla	17.0
Family Tax Benefit Lump Sum	Whititesea	12.9
Family Tax Benefit Lump Sum	Whitsunday	11.6
Family Tax Benefit Lump Sum	Whitehorse	16.3
Family Tax Benefit Lump Sum	Western Downs	16.6
Family Tax Benefit Lump Sum	West Wimmera	11.9
Family Tax Benefit Lump Sum	West Torrens	13.6
Family Tax Benefit Lump Sum	West Tamar	9.9
Family Tax Benefit Lump Sum	West Coast	76.0
Family Tax Benefit Lump Sum	West Arthur	2.3
Family Tax Benefit Lump Sum	West Arnhem	0.0
Family Tax Benefit Lump Sum	Wentworth	9.9
Family Tax Benefit Lump Sum	Wellington	13.0
Family Tax Benefit Lump Sum	Weipa	6.8

Social Security and Welfare by Local Government Area Average Days to Process - 1 July 2023 - 31 Dec 2023

Service Reason	Local Government Area	Average Days to Process
Family Tax Benefit Lump Sum	Weddin	14.7
Family Tax Benefit Lump Sum	Waverley	16.1
Family Tax Benefit Lump Sum	Wattle Range	10.9
Family Tax Benefit Lump Sum	Warrumbungle	16.2
Family Tax Benefit Lump Sum	Warrambool	11.8
Family Tax Benefit Lump Sum	Warren	10.6
Family Tax Benefit Lump Sum	Waroona	29.3
Family Tax Benefit Lump Sum	Waratah-Wynyard	11.4
Family Tax Benefit Lump Sum	Wanneroo	14.4
Family Tax Benefit Lump Sum	Wangaratta	13.6
Family Tax Benefit Lump Sum	Wandering	14.0
Family Tax Benefit Lump Sum	Walkerville	6.0
Family Tax Benefit Lump Sum	Walgett	16.5
Family Tax Benefit Lump Sum	Walcha	15.7
Family Tax Benefit Lump Sum	Wakefield	12.4
Family Tax Benefit Lump Sum	Wagin	15.7
Family Tax Benefit Lump Sum	Wagga Wagga	12.9
Family Tax Benefit Lump Sum	Wagait	13.0
Family Tax Benefit Lump Sum	Vincent	11.8
Family Tax Benefit Lump Sum	Victoria Plains	15.5
Family Tax Benefit Lump Sum	Victoria Park	18.1
Family Tax Benefit Lump Sum	Victoria Daly	26.3
Family Tax Benefit Lump Sum	Victor Harbor	19.6
Family Tax Benefit Lump Sum	Uralla	10.5
Family Tax Benefit Lump Sum	Upper Lachlan	13.1
Family Tax Benefit Lump Sum	Upper Hunter	11.6
Family Tax Benefit Lump Sum	Unley	9.6
Family Tax Benefit Lump Sum	Unincorporated SA	18.0
Family Tax Benefit Lump Sum	Unincorporated NT	10.0
Family Tax Benefit Lump Sum	Unincorporated ACT	14.2
Family Tax Benefit Lump Sum	Unincorp. Other Territories	11.0
Family Tax Benefit Lump Sum	Tweed	13.6
Family Tax Benefit Lump Sum	Tumby Bay	20.3
Family Tax Benefit Lump Sum	Towong	10.5
Family Tax Benefit Lump Sum	Townsville	16.0
Family Tax Benefit Lump Sum	Torres Strait Island	0.0
Family Tax Benefit Lump Sum	Torres	17.0
Family Tax Benefit Lump Sum	Toowoomba	14.2
Family Tax Benefit Lump Sum	Toodyay	14.8
Family Tax Benefit Lump Sum	Three Springs	22.0
Family Tax Benefit Lump Sum	The Hills	14.7
Family Tax Benefit Lump Sum	Tenterfield	10.9
Family Tax Benefit Lump Sum	Temora	9.1
Family Tax Benefit Lump Sum	Tea Tree Gully	14.7
Family Tax Benefit Lump Sum	Tatara	11.9
Family Tax Benefit Lump Sum	Tasman	9.0
Family Tax Benefit Lump Sum	Tamworth	11.6
Family Tax Benefit Lump Sum	Tablelands	11.6
Family Tax Benefit Lump Sum	Sydney	12.0
Family Tax Benefit Lump Sum	Swan Hill	10.2
Family Tax Benefit Lump Sum	Swan	15.9
Family Tax Benefit Lump Sum	Sutherland	13.3
Family Tax Benefit Lump Sum	Surf Coast	10.7
Family Tax Benefit Lump Sum	Sunshine Coast	13.4

Social Security and Welfare by Local Government Area Average Days to Process - 1 July 2023 - 31 Dec 2023

Service Reason	Local Government Area	Average Days to Process
Family Tax Benefit Lump Sum	Subiaco	23.0
Family Tax Benefit Lump Sum	Streaky Bay	10.0
Family Tax Benefit Lump Sum	Strathfield	15.0
Family Tax Benefit Lump Sum	Strathbogie	17.8
Family Tax Benefit Lump Sum	Stonnington	19.1
Family Tax Benefit Lump Sum	Stirling	13.9
Family Tax Benefit Lump Sum	Southern Midlands	16.3
Family Tax Benefit Lump Sum	Southern Mallee	19.5
Family Tax Benefit Lump Sum	Southern Grampians	9.8
Family Tax Benefit Lump Sum	Southern Downs	16.4
Family Tax Benefit Lump Sum	South Perth	13.5
Family Tax Benefit Lump Sum	South Gippsland	15.8
Family Tax Benefit Lump Sum	South Burnett	14.6
Family Tax Benefit Lump Sum	Sorell	12.9
Family Tax Benefit Lump Sum	Somerset	11.9
Family Tax Benefit Lump Sum	Snowy Valleys	11.4
Family Tax Benefit Lump Sum	Snowy Monaro	14.3
Family Tax Benefit Lump Sum	Singleton	10.2
Family Tax Benefit Lump Sum	Shoalhaven	13.9
Family Tax Benefit Lump Sum	Shellharbour	15.5
Family Tax Benefit Lump Sum	Serpentine-Jarrahdale	12.3
Family Tax Benefit Lump Sum	Scenic Rim	13.8
Family Tax Benefit Lump Sum	Salisbury	11.4
Family Tax Benefit Lump Sum	Ryde	12.9
Family Tax Benefit Lump Sum	Roxby Downs	9.0
Family Tax Benefit Lump Sum	Roper Gulf	4.5
Family Tax Benefit Lump Sum	Rockingham	12.7
Family Tax Benefit Lump Sum	Rockhampton	16.5
Family Tax Benefit Lump Sum	Robe	6.0
Family Tax Benefit Lump Sum	Richmond Valley	11.7
Family Tax Benefit Lump Sum	Richmond	16.3
Family Tax Benefit Lump Sum	Remark Paringa	11.0
Family Tax Benefit Lump Sum	Redland	13.8
Family Tax Benefit Lump Sum	Ravensthorpe	9.5
Family Tax Benefit Lump Sum	Randwick	15.6
Family Tax Benefit Lump Sum	Quilpie	19.0
Family Tax Benefit Lump Sum	Queenscliffe	0.0
Family Tax Benefit Lump Sum	Queanbeyan-Palerang	14.4
Family Tax Benefit Lump Sum	Quairading	16.0
Family Tax Benefit Lump Sum	Pyrenees	8.6
Family Tax Benefit Lump Sum	Prospect	14.5
Family Tax Benefit Lump Sum	Port Stephens	15.3
Family Tax Benefit Lump Sum	Port Pirie	14.8
Family Tax Benefit Lump Sum	Port Phillip	10.7
Family Tax Benefit Lump Sum	Port Macquarie-Hastings	13.0
Family Tax Benefit Lump Sum	Port Lincoln	17.0
Family Tax Benefit Lump Sum	Port Hedland	9.3
Family Tax Benefit Lump Sum	Port Augusta	16.1
Family Tax Benefit Lump Sum	Port Adelaide Enfield	12.9
Family Tax Benefit Lump Sum	Playford	12.5
Family Tax Benefit Lump Sum	Plantagenet	14.3
Family Tax Benefit Lump Sum	Pingelly	0.0
Family Tax Benefit Lump Sum	Peterborough	13.0
Family Tax Benefit Lump Sum	Perth	17.3

Social Security and Welfare by Local Government Area Average Days to Process - 1 July 2023 - 31 Dec 2023

Service Reason	Local Government Area	Average Days to Process
Family Tax Benefit Lump Sum	Perenjori	12.7
Family Tax Benefit Lump Sum	Perith	14.2
Family Tax Benefit Lump Sum	Parramatta	20.5
Family Tax Benefit Lump Sum	Paroo	14.7
Family Tax Benefit Lump Sum	Parkes	13.2
Family Tax Benefit Lump Sum	Palmerston	10.7
Family Tax Benefit Lump Sum	Orange	12.0
Family Tax Benefit Lump Sum	Onkaparinga	12.2
Family Tax Benefit Lump Sum	Oberon	7.0
Family Tax Benefit Lump Sum	Norwood Payneham and St Peters	9.0
Family Tax Benefit Lump Sum	Northern Peninsula Area	8.0
Family Tax Benefit Lump Sum	Northern Midlands	15.9
Family Tax Benefit Lump Sum	Northern Gramplains	10.9
Family Tax Benefit Lump Sum	Northern Beaches	14.9
Family Tax Benefit Lump Sum	Northern Areas	12.8
Family Tax Benefit Lump Sum	Northampton	14.3
Family Tax Benefit Lump Sum	Northam	12.1
Family Tax Benefit Lump Sum	North Sydney	13.5
Family Tax Benefit Lump Sum	North Burnett	15.0
Family Tax Benefit Lump Sum	Noosa	15.4
Family Tax Benefit Lump Sum	Nillumbik	14.7
Family Tax Benefit Lump Sum	Ngaanyatjarraku	34.3
Family Tax Benefit Lump Sum	Newcastle	13.5
Family Tax Benefit Lump Sum	Nedlands	7.9
Family Tax Benefit Lump Sum	Narromine	7.8
Family Tax Benefit Lump Sum	Narrogin	13.2
Family Tax Benefit Lump Sum	Narrandera	11.4
Family Tax Benefit Lump Sum	Narrabri	9.4
Family Tax Benefit Lump Sum	Narembeen	6.7
Family Tax Benefit Lump Sum	Naracoorte Lucindale	13.6
Family Tax Benefit Lump Sum	Napranum	0.0
Family Tax Benefit Lump Sum	Nannup	14.3
Family Tax Benefit Lump Sum	Nambucca Valley	11.9
Family Tax Benefit Lump Sum	Muswellbrook	10.6
Family Tax Benefit Lump Sum	Murweh	15.9
Family Tax Benefit Lump Sum	Murrumbidgee	9.9
Family Tax Benefit Lump Sum	Murrindindi	16.6
Family Tax Benefit Lump Sum	Murray River	12.3
Family Tax Benefit Lump Sum	Murray Bridge	17.3
Family Tax Benefit Lump Sum	Murray	15.6
Family Tax Benefit Lump Sum	Mundaring	15.5
Family Tax Benefit Lump Sum	Mukinbudin	8.0
Family Tax Benefit Lump Sum	Moynes	9.3
Family Tax Benefit Lump Sum	Mount Remarkable	12.9
Family Tax Benefit Lump Sum	Mount Isa	19.0
Family Tax Benefit Lump Sum	Mount Gambier	13.3
Family Tax Benefit Lump Sum	Mount Barker	12.3
Family Tax Benefit Lump Sum	Mount Alexander	10.5
Family Tax Benefit Lump Sum	Mosman Park	14.0
Family Tax Benefit Lump Sum	Mosman	26.8
Family Tax Benefit Lump Sum	Mornington Peninsula	13.5
Family Tax Benefit Lump Sum	Moreton Bay	14.7
Family Tax Benefit Lump Sum	Moreland	15.3
Family Tax Benefit Lump Sum	Moree Plains	17.9

Social Security and Welfare by Local Government Area Average Days to Process - 1 July 2023 - 31 Dec 2023

Service Reason	Local Government Area	Average Days to Process
Family Tax Benefit Lump Sum	Morawa	9.0
Family Tax Benefit Lump Sum	Moorabool	13.1
Family Tax Benefit Lump Sum	Moorra	18.5
Family Tax Benefit Lump Sum	Moonee Valley	13.6
Family Tax Benefit Lump Sum	Monash	15.3
Family Tax Benefit Lump Sum	Moira	16.1
Family Tax Benefit Lump Sum	Mitchell	13.5
Family Tax Benefit Lump Sum	Mitcham	14.6
Family Tax Benefit Lump Sum	Mingenew	26.5
Family Tax Benefit Lump Sum	Mildura	14.2
Family Tax Benefit Lump Sum	Mid-Western	15.1
Family Tax Benefit Lump Sum	Mid-Coast	14.2
Family Tax Benefit Lump Sum	Mid Murray	13.0
Family Tax Benefit Lump Sum	Merredin	14.5
Family Tax Benefit Lump Sum	Melville	13.1
Family Tax Benefit Lump Sum	Melton	13.4
Family Tax Benefit Lump Sum	Melbourne	9.9
Family Tax Benefit Lump Sum	Meander Valley	12.7
Family Tax Benefit Lump Sum	Mckinlay	20.0
Family Tax Benefit Lump Sum	Maroondah	12.6
Family Tax Benefit Lump Sum	Marion	11.9
Family Tax Benefit Lump Sum	Maribymong	12.3
Family Tax Benefit Lump Sum	Mareeba	14.4
Family Tax Benefit Lump Sum	Maranoa	12.3
Family Tax Benefit Lump Sum	Mansfield	10.7
Family Tax Benefit Lump Sum	Manningham	13.5
Family Tax Benefit Lump Sum	Manjimup	14.3
Family Tax Benefit Lump Sum	Mandurah	13.8
Family Tax Benefit Lump Sum	Maitland	12.4
Family Tax Benefit Lump Sum	Mackay	13.1
Family Tax Benefit Lump Sum	Macedon Ranges	11.3
Family Tax Benefit Lump Sum	MacDonnell	0.0
Family Tax Benefit Lump Sum	Loxton Walkerie	14.2
Family Tax Benefit Lump Sum	Lower Eyre Peninsula	14.1
Family Tax Benefit Lump Sum	Longreach	4.8
Family Tax Benefit Lump Sum	Logan	13.1
Family Tax Benefit Lump Sum	Loddon	8.1
Family Tax Benefit Lump Sum	Lockyer Valley	13.7
Family Tax Benefit Lump Sum	Lockhart	12.0
Family Tax Benefit Lump Sum	Livingstone	14.2
Family Tax Benefit Lump Sum	Liverpool Plains	10.9
Family Tax Benefit Lump Sum	Liverpool	15.3
Family Tax Benefit Lump Sum	Lithgow	23.0
Family Tax Benefit Lump Sum	Litchfield	15.2
Family Tax Benefit Lump Sum	Lismore	13.1
Family Tax Benefit Lump Sum	Light	10.7
Family Tax Benefit Lump Sum	Leonora	7.0
Family Tax Benefit Lump Sum	Leeton	10.2
Family Tax Benefit Lump Sum	Laverton	3.0
Family Tax Benefit Lump Sum	Launceston	12.6
Family Tax Benefit Lump Sum	Latrobe (Vic.)	12.2
Family Tax Benefit Lump Sum	Latrobe (Tas.)	8.7
Family Tax Benefit Lump Sum	Lane Cove	8.7
Family Tax Benefit Lump Sum	Lake Macquarie	14.0

Social Security and Welfare by Local Government Area Average Days to Process - 1 July 2023 - 31 Dec 2023

Service Reason	Local Government Area	Average Days to Process
Family Tax Benefit Lump Sum	Lake Grace	4.0
Family Tax Benefit Lump Sum	Lachlan	12.1
Family Tax Benefit Lump Sum	Kyogle	14.4
Family Tax Benefit Lump Sum	Kwinana	12.4
Family Tax Benefit Lump Sum	Ku-ring-gai	13.0
Family Tax Benefit Lump Sum	Kowanyama	17.0
Family Tax Benefit Lump Sum	Koorda	27.0
Family Tax Benefit Lump Sum	Kondinin	29.0
Family Tax Benefit Lump Sum	Kojonup	12.2
Family Tax Benefit Lump Sum	Knox	13.5
Family Tax Benefit Lump Sum	Kingston (Vic.)	16.3
Family Tax Benefit Lump Sum	Kingston (SA)	12.3
Family Tax Benefit Lump Sum	Kingborough	12.2
Family Tax Benefit Lump Sum	King Island	17.5
Family Tax Benefit Lump Sum	Kimba	17.5
Family Tax Benefit Lump Sum	Kiama	15.0
Family Tax Benefit Lump Sum	Kentish	9.0
Family Tax Benefit Lump Sum	Kent	19.5
Family Tax Benefit Lump Sum	Kempsey	12.3
Family Tax Benefit Lump Sum	Kellerberrin	15.0
Family Tax Benefit Lump Sum	Katherine	9.9
Family Tax Benefit Lump Sum	Katanning	10.3
Family Tax Benefit Lump Sum	Karratha	15.8
Family Tax Benefit Lump Sum	Karoonda East Murray	20.0
Family Tax Benefit Lump Sum	Kangaroo Island	9.8
Family Tax Benefit Lump Sum	Kalgoorlie-Boulder	12.4
Family Tax Benefit Lump Sum	Kalamunda	13.3
Family Tax Benefit Lump Sum	June	23.2
Family Tax Benefit Lump Sum	Joondalup	12.9
Family Tax Benefit Lump Sum	Jerramungup	20.0
Family Tax Benefit Lump Sum	Isaac	11.0
Family Tax Benefit Lump Sum	Irwin	1.0
Family Tax Benefit Lump Sum	Ipswich	14.0
Family Tax Benefit Lump Sum	Inverell	13.2
Family Tax Benefit Lump Sum	Inner West	22.6
Family Tax Benefit Lump Sum	Indigo	11.9
Family Tax Benefit Lump Sum	Huon Valley	22.7
Family Tax Benefit Lump Sum	Hunters Hill	3.5
Family Tax Benefit Lump Sum	Hume	13.5
Family Tax Benefit Lump Sum	Horsham	16.2
Family Tax Benefit Lump Sum	Hornsby	15.2
Family Tax Benefit Lump Sum	Hope Vale	0.0
Family Tax Benefit Lump Sum	Holdfast Bay	15.5
Family Tax Benefit Lump Sum	Hobsons Bay	13.9
Family Tax Benefit Lump Sum	Hobart	12.3
Family Tax Benefit Lump Sum	Hindmarsh	19.3
Family Tax Benefit Lump Sum	Hinchinbrook	13.7
Family Tax Benefit Lump Sum	Hilltops	11.4
Family Tax Benefit Lump Sum	Hepburn	11.1
Family Tax Benefit Lump Sum	Hay	10.0
Family Tax Benefit Lump Sum	Hawkesbury	13.2
Family Tax Benefit Lump Sum	Harvey	17.4
Family Tax Benefit Lump Sum	Halls Creek	24.0
Family Tax Benefit Lump Sum	Gympie	15.1

Social Security and Welfare by Local Government Area Average Days to Process - 1 July 2023 - 31 Dec 2023

Service Reason	Local Government Area	Average Days to Process
Family Tax Benefit Lump Sum	Gwydir	17.9
Family Tax Benefit Lump Sum	Gunnedah	12.0
Family Tax Benefit Lump Sum	Griffith	14.7
Family Tax Benefit Lump Sum	Greater Shepparton	13.2
Family Tax Benefit Lump Sum	Greater Hume	12.0
Family Tax Benefit Lump Sum	Greater Geraldton	10.6
Family Tax Benefit Lump Sum	Greater Geelong	13.1
Family Tax Benefit Lump Sum	Greater Dandenong	15.2
Family Tax Benefit Lump Sum	Greater Bendigo	13.1
Family Tax Benefit Lump Sum	Grant	15.4
Family Tax Benefit Lump Sum	Goyder	13.9
Family Tax Benefit Lump Sum	Goulburn Mulwaree	11.9
Family Tax Benefit Lump Sum	Gosnells	14.0
Family Tax Benefit Lump Sum	Goondiwindi	18.2
Family Tax Benefit Lump Sum	Goomalling	12.7
Family Tax Benefit Lump Sum	Golden Plains	14.9
Family Tax Benefit Lump Sum	Gold Coast	14.1
Family Tax Benefit Lump Sum	Gnowangerup	17.7
Family Tax Benefit Lump Sum	Glenorchy	12.3
Family Tax Benefit Lump Sum	Glenelg	11.1
Family Tax Benefit Lump Sum	Glen Innes Severn	17.4
Family Tax Benefit Lump Sum	Glen Eira	18.2
Family Tax Benefit Lump Sum	Glamorgan-Spring Bay	8.0
Family Tax Benefit Lump Sum	Gladstone	16.0
Family Tax Benefit Lump Sum	Gingin	15.6
Family Tax Benefit Lump Sum	Gilgandra	16.2
Family Tax Benefit Lump Sum	Georges River	14.1
Family Tax Benefit Lump Sum	George Town	10.8
Family Tax Benefit Lump Sum	Gawler	11.4
Family Tax Benefit Lump Sum	Gannawarra	14.9
Family Tax Benefit Lump Sum	Fremantle	10.7
Family Tax Benefit Lump Sum	Fraser Coast	12.5
Family Tax Benefit Lump Sum	Frankston	11.7
Family Tax Benefit Lump Sum	Franklin Harbour	16.8
Family Tax Benefit Lump Sum	Forbes	13.5
Family Tax Benefit Lump Sum	Flinders Ranges	10.0
Family Tax Benefit Lump Sum	Flinders (QLD)	1.0
Family Tax Benefit Lump Sum	Federation	14.0
Family Tax Benefit Lump Sum	Fairfield	13.4
Family Tax Benefit Lump Sum	Exmouth	11.5
Family Tax Benefit Lump Sum	Eurobodalla	16.5
Family Tax Benefit Lump Sum	Etheridge	10.5
Family Tax Benefit Lump Sum	Esperance	15.1
Family Tax Benefit Lump Sum	Elliston	13.7
Family Tax Benefit Lump Sum	Edward River	13.1
Family Tax Benefit Lump Sum	East Pilbara	27.3
Family Tax Benefit Lump Sum	East Gippsland	12.6
Family Tax Benefit Lump Sum	East Fremantle	10.8
Family Tax Benefit Lump Sum	East Arnhem	22.8
Family Tax Benefit Lump Sum	Dungog	8.4
Family Tax Benefit Lump Sum	Dumblenyung	8.0
Family Tax Benefit Lump Sum	Dubbo	15.2
Family Tax Benefit Lump Sum	Dowerin	9.0
Family Tax Benefit Lump Sum	Douglas	12.8

Social Security and Welfare by Local Government Area Average Days to Process - 1 July 2023 - 31 Dec 2023

Service Reason	Local Government Area	Average Days to Process
Family Tax Benefit Lump Sum	Dorset	13.8
Family Tax Benefit Lump Sum	Doomadgee	8.5
Family Tax Benefit Lump Sum	Donnybrook-Balingup	10.2
Family Tax Benefit Lump Sum	Devonport	10.3
Family Tax Benefit Lump Sum	Derwent Valley	11.4
Family Tax Benefit Lump Sum	Derby-West Kimberley	0.0
Family Tax Benefit Lump Sum	Denmark	13.5
Family Tax Benefit Lump Sum	Darwin	12.0
Family Tax Benefit Lump Sum	Darebin	13.6
Family Tax Benefit Lump Sum	Dardanup	13.5
Family Tax Benefit Lump Sum	Dandaragan	28.6
Family Tax Benefit Lump Sum	Dalwallinu	4.0
Family Tax Benefit Lump Sum	Cunderdin	10.0
Family Tax Benefit Lump Sum	Cumberland	15.3
Family Tax Benefit Lump Sum	Cuballing	1.0
Family Tax Benefit Lump Sum	Croydon	20.0
Family Tax Benefit Lump Sum	Cranbrook	10.0
Family Tax Benefit Lump Sum	Cowra	10.6
Family Tax Benefit Lump Sum	Cottesloe	10.3
Family Tax Benefit Lump Sum	Corrigin	9.0
Family Tax Benefit Lump Sum	Corangamite	14.7
Family Tax Benefit Lump Sum	Copper Coast	13.4
Family Tax Benefit Lump Sum	Cootamundra-Gundagai	10.3
Family Tax Benefit Lump Sum	Coorow	10.5
Family Tax Benefit Lump Sum	Coorong	10.5
Family Tax Benefit Lump Sum	Coonamble	12.4
Family Tax Benefit Lump Sum	Coomalie	7.0
Family Tax Benefit Lump Sum	Coolgardie	27.0
Family Tax Benefit Lump Sum	Coolamon	16.1
Family Tax Benefit Lump Sum	Cook	9.3
Family Tax Benefit Lump Sum	Coober Pedy	20.5
Family Tax Benefit Lump Sum	Collie	15.1
Family Tax Benefit Lump Sum	Colac Otway	11.2
Family Tax Benefit Lump Sum	Coffs Harbour	13.0
Family Tax Benefit Lump Sum	Cocos Islands	10.5
Family Tax Benefit Lump Sum	Cockburn	14.6
Family Tax Benefit Lump Sum	Cobar	11.1
Family Tax Benefit Lump Sum	Cloncurry	4.5
Family Tax Benefit Lump Sum	Cleve	11.0
Family Tax Benefit Lump Sum	Clarence Valley	13.8
Family Tax Benefit Lump Sum	Clarence	12.4
Family Tax Benefit Lump Sum	Claremont	12.0
Family Tax Benefit Lump Sum	Clare and Gilbert Valleys	8.6
Family Tax Benefit Lump Sum	Circular Head	9.9
Family Tax Benefit Lump Sum	Christmas Island	0.0
Family Tax Benefit Lump Sum	Chittering	11.5
Family Tax Benefit Lump Sum	Cherbourg	20.0
Family Tax Benefit Lump Sum	Charters Towers	10.9
Family Tax Benefit Lump Sum	Charles Sturt	13.8
Family Tax Benefit Lump Sum	Chapman Valley	44.5
Family Tax Benefit Lump Sum	Cessnock	12.7
Family Tax Benefit Lump Sum	Central Highlands (Tas.)	9.5
Family Tax Benefit Lump Sum	Central Highlands (Qld)	13.7
Family Tax Benefit Lump Sum	Central Goldfields	13.0

Social Security and Welfare by Local Government Area Average Days to Process - 1 July 2023 - 31 Dec 2023

Service Reason	Local Government Area	Average Days to Process
Family Tax Benefit Lump Sum	Central Desert	3.3
Family Tax Benefit Lump Sum	Central Darling	19.4
Family Tax Benefit Lump Sum	Central Coast (Tas.)	10.1
Family Tax Benefit Lump Sum	Central Coast (NSW)	12.0
Family Tax Benefit Lump Sum	Ceduna	17.1
Family Tax Benefit Lump Sum	Cassowary Coast	12.4
Family Tax Benefit Lump Sum	Casey	13.8
Family Tax Benefit Lump Sum	Carrathool	9.7
Family Tax Benefit Lump Sum	Carpentaria	10.0
Family Tax Benefit Lump Sum	Carnarvon	13.9
Family Tax Benefit Lump Sum	Cardinia	11.0
Family Tax Benefit Lump Sum	Capel	11.7
Family Tax Benefit Lump Sum	Canterbury-Bankstown	15.7
Family Tax Benefit Lump Sum	Canning	12.4
Family Tax Benefit Lump Sum	Canada Bay	14.6
Family Tax Benefit Lump Sum	Campbelltown (SA)	16.2
Family Tax Benefit Lump Sum	Campbelltown (NSW)	12.8
Family Tax Benefit Lump Sum	Campaspe	14.8
Family Tax Benefit Lump Sum	Camden	15.4
Family Tax Benefit Lump Sum	Cambridge	23.1
Family Tax Benefit Lump Sum	Cairns	13.1
Family Tax Benefit Lump Sum	Cabonne	12.0
Family Tax Benefit Lump Sum	Byron	12.7
Family Tax Benefit Lump Sum	Busseton	16.6
Family Tax Benefit Lump Sum	Burwood	17.2
Family Tax Benefit Lump Sum	Burnside	20.8
Family Tax Benefit Lump Sum	Burnie	16.1
Family Tax Benefit Lump Sum	Burdakin	9.3
Family Tax Benefit Lump Sum	Bundaberg	15.3
Family Tax Benefit Lump Sum	Bunbury	13.6
Family Tax Benefit Lump Sum	Buloke	10.9
Family Tax Benefit Lump Sum	Bulloo	2.5
Family Tax Benefit Lump Sum	Bruce Rock	27.0
Family Tax Benefit Lump Sum	Broomehill-Tambellup	18.0
Family Tax Benefit Lump Sum	Broome	12.5
Family Tax Benefit Lump Sum	Brookton	20.0
Family Tax Benefit Lump Sum	Broken Hill	13.6
Family Tax Benefit Lump Sum	Brisbane	13.9
Family Tax Benefit Lump Sum	Brimbank	13.6
Family Tax Benefit Lump Sum	Brighton	11.9
Family Tax Benefit Lump Sum	Bridgetown-Greenbushes	21.0
Family Tax Benefit Lump Sum	Brewarrina	14.5
Family Tax Benefit Lump Sum	Break O'Day	10.7
Family Tax Benefit Lump Sum	Boyup Brook	14.6
Family Tax Benefit Lump Sum	Bourke	11.3
Family Tax Benefit Lump Sum	Boroondara	13.0
Family Tax Benefit Lump Sum	Bogan	8.0
Family Tax Benefit Lump Sum	Boddington	0.0
Family Tax Benefit Lump Sum	Blue Mountains	14.0
Family Tax Benefit Lump Sum	Blayney	11.8
Family Tax Benefit Lump Sum	Bland	14.4
Family Tax Benefit Lump Sum	Blacktown	15.5
Family Tax Benefit Lump Sum	Blackall Tambo	12.9
Family Tax Benefit Lump Sum	Beverley	19.0

Social Security and Welfare by Local Government Area Average Days to Process - 1 July 2023 - 31 Dec 2023

Service Reason	Local Government Area	Average Days to Process
Family Tax Benefit Lump Sum	Berrigan	12.3
Family Tax Benefit Lump Sum	Berri Barmera	10.5
Family Tax Benefit Lump Sum	Benalla	13.7
Family Tax Benefit Lump Sum	Belmont	15.4
Family Tax Benefit Lump Sum	Bellingen	14.9
Family Tax Benefit Lump Sum	Bega Valley	11.2
Family Tax Benefit Lump Sum	Baywater	13.5
Family Tax Benefit Lump Sum	Bayside (Vic.)	13.8
Family Tax Benefit Lump Sum	Bayside (NSW)	14.4
Family Tax Benefit Lump Sum	Baw Baw	13.6
Family Tax Benefit Lump Sum	Bathurst	14.0
Family Tax Benefit Lump Sum	Bassendean	14.7
Family Tax Benefit Lump Sum	Bass Coast	12.2
Family Tax Benefit Lump Sum	Barunga West	8.0
Family Tax Benefit Lump Sum	Barossa	11.1
Family Tax Benefit Lump Sum	Barkly	21.0
Family Tax Benefit Lump Sum	Barcoo	20.0
Family Tax Benefit Lump Sum	Barcardine	7.5
Family Tax Benefit Lump Sum	Banyule	14.0
Family Tax Benefit Lump Sum	Banana	12.7
Family Tax Benefit Lump Sum	Barranald	11.6
Family Tax Benefit Lump Sum	Balonne	12.6
Family Tax Benefit Lump Sum	Ballina	11.6
Family Tax Benefit Lump Sum	Ballarat	13.8
Family Tax Benefit Lump Sum	Augusta Margaret River	12.9
Family Tax Benefit Lump Sum	Ashburton	13.3
Family Tax Benefit Lump Sum	Armidale	11.0
Family Tax Benefit Lump Sum	Armadale	12.4
Family Tax Benefit Lump Sum	Ararat	10.8
Family Tax Benefit Lump Sum	Anangu Pitjantjatjara Yankunytjatjara	0.0
Family Tax Benefit Lump Sum	Alpine	12.6
Family Tax Benefit Lump Sum	Alice Springs	12.8
Family Tax Benefit Lump Sum	Alexandrina	11.8
Family Tax Benefit Lump Sum	Albury	14.2
Family Tax Benefit Lump Sum	Albany	11.4
Family Tax Benefit Lump Sum	Adelaide Plains	14.7
Family Tax Benefit Lump Sum	Adelaide Hills	11.5
Family Tax Benefit Lump Sum	Adelaide	22.2
Family Tax Benefit New Claim	Yorke Peninsula	48.6
Family Tax Benefit New Claim	York	49.6
Family Tax Benefit New Claim	Yilgarr	45.4
Family Tax Benefit New Claim	Yass Valley	53.0
Family Tax Benefit New Claim	Yarriambiack	44.0
Family Tax Benefit New Claim	Yarrabah	44.5
Family Tax Benefit New Claim	Yarra Ranges	51.5
Family Tax Benefit New Claim	Yarra	48.5
Family Tax Benefit New Claim	Yankalilla	45.5
Family Tax Benefit New Claim	Yalgoo	38.5
Family Tax Benefit New Claim	Wyndham-East Kimberley	42.3
Family Tax Benefit New Claim	Wyndham (C)	0.0
Family Tax Benefit New Claim	Wynndham	53.4
Family Tax Benefit New Claim	Wyalkatchem	52.8
Family Tax Benefit New Claim	Wujal Wujal	72.2
Family Tax Benefit New Claim	Wudinna	41.4

Social Security and Welfare by Local Government Area Average Days to Process - 1 July 2023 - 31 Dec 2023

Service Reason	Local Government Area	Average Days to Process
Family Tax Benefit New Claim	Woorabinda	42.2
Family Tax Benefit New Claim	Woolahra	51.4
Family Tax Benefit New Claim	Woodanilling	106.0
Family Tax Benefit New Claim	Wongan-Ballidu	64.9
Family Tax Benefit New Claim	Wollongong	47.8
Family Tax Benefit New Claim	Wollondilly	50.7
Family Tax Benefit New Claim	Wodonga	41.7
Family Tax Benefit New Claim	Winton	40.4
Family Tax Benefit New Claim	Wingecarribee	50.0
Family Tax Benefit New Claim	Wiluna	81.0
Family Tax Benefit New Claim	Willoughby	60.7
Family Tax Benefit New Claim	Williams	45.2
Family Tax Benefit New Claim	Wickepin	51.0
Family Tax Benefit New Claim	Whyalla	44.8
Family Tax Benefit New Claim	Whitesea	53.7
Family Tax Benefit New Claim	Whitsunday	50.0
Family Tax Benefit New Claim	Whitehorse	58.4
Family Tax Benefit New Claim	Western Downs	42.7
Family Tax Benefit New Claim	West Wimmera	57.7
Family Tax Benefit New Claim	West Torrens	49.5
Family Tax Benefit New Claim	West Tamar	48.4
Family Tax Benefit New Claim	West Daly	29.9
Family Tax Benefit New Claim	West Coast	35.8
Family Tax Benefit New Claim	West Arthur	38.8
Family Tax Benefit New Claim	West Arnhem	21.8
Family Tax Benefit New Claim	Wentworth	47.4
Family Tax Benefit New Claim	Wellington	47.2
Family Tax Benefit New Claim	Welpa	38.0
Family Tax Benefit New Claim	Weddin	49.3
Family Tax Benefit New Claim	Waverley	60.3
Family Tax Benefit New Claim	Wattle Range	52.6
Family Tax Benefit New Claim	Warrumbungle	45.0
Family Tax Benefit New Claim	Warrnambool	41.0
Family Tax Benefit New Claim	Warren	42.9
Family Tax Benefit New Claim	Waroona	35.0
Family Tax Benefit New Claim	Waratah-Wynyard	51.0
Family Tax Benefit New Claim	Wanneroo	50.9
Family Tax Benefit New Claim	Wangaratta	49.6
Family Tax Benefit New Claim	Walkerville	68.2
Family Tax Benefit New Claim	Walgett	42.7
Family Tax Benefit New Claim	Walcha	63.1
Family Tax Benefit New Claim	Wakefield	51.2
Family Tax Benefit New Claim	Wagin	45.6
Family Tax Benefit New Claim	Wagga Wagga	46.2
Family Tax Benefit New Claim	Wagait	75.0
Family Tax Benefit New Claim	Vincent	50.4
Family Tax Benefit New Claim	Victoria Plains	33.0
Family Tax Benefit New Claim	Victoria Park	50.2
Family Tax Benefit New Claim	Victoria Daly	18.4
Family Tax Benefit New Claim	Victor Harbor	43.6
Family Tax Benefit New Claim	Uralla	54.6
Family Tax Benefit New Claim	Upper Lachlan	65.2
Family Tax Benefit New Claim	Upper Hunter	54.9
Family Tax Benefit New Claim	Unley	56.3

Social Security and Welfare by Local Government Area Average Days to Process - 1 July 2023 - 31 Dec 2023

Service Reason	Local Government Area	Average Days to Process
Family Tax Benefit New Claim	Unincorporated SA	44.1
Family Tax Benefit New Claim	Unincorporated NT	41.6
Family Tax Benefit New Claim	Unincorporated NSW	33.5
Family Tax Benefit New Claim	Unincorporated ACT	54.2
Family Tax Benefit New Claim	Unincorp. Other Territories	61.7
Family Tax Benefit New Claim	Tweed	52.0
Family Tax Benefit New Claim	Tumby Bay	43.1
Family Tax Benefit New Claim	Trayning	111.0
Family Tax Benefit New Claim	Towong	47.6
Family Tax Benefit New Claim	Townsville	44.6
Family Tax Benefit New Claim	Torres Strait Island	27.0
Family Tax Benefit New Claim	Torres	43.1
Family Tax Benefit New Claim	Toowoomba	43.9
Family Tax Benefit New Claim	Toodyay	51.5
Family Tax Benefit New Claim	Tiwi Islands	68.8
Family Tax Benefit New Claim	Three Springs	63.9
Family Tax Benefit New Claim	The Hills	56.2
Family Tax Benefit New Claim	Tenterfield	41.6
Family Tax Benefit New Claim	Temora	48.0
Family Tax Benefit New Claim	Tea Tree Gully	49.6
Family Tax Benefit New Claim	Tatara	60.3
Family Tax Benefit New Claim	Tasman	54.0
Family Tax Benefit New Claim	Tamworth	46.8
Family Tax Benefit New Claim	Tammin	70.0
Family Tax Benefit New Claim	Tablelands	51.7
Family Tax Benefit New Claim	Sydney	52.6
Family Tax Benefit New Claim	Swan Hill	45.2
Family Tax Benefit New Claim	Swan	49.6
Family Tax Benefit New Claim	Sutherland	54.4
Family Tax Benefit New Claim	Surf Coast	53.5
Family Tax Benefit New Claim	Sunshine Coast	51.2
Family Tax Benefit New Claim	Subiaco	70.3
Family Tax Benefit New Claim	Streaky Bay	62.0
Family Tax Benefit New Claim	Strathfield	51.7
Family Tax Benefit New Claim	Strathbogie	46.2
Family Tax Benefit New Claim	Stonnington	46.7
Family Tax Benefit New Claim	Stirling	51.9
Family Tax Benefit New Claim	Southern Midlands	45.0
Family Tax Benefit New Claim	Southern Mallee	44.3
Family Tax Benefit New Claim	Southern Grampians	53.0
Family Tax Benefit New Claim	Southern Downs	44.9
Family Tax Benefit New Claim	South Perth	49.1
Family Tax Benefit New Claim	South Gippsland	53.1
Family Tax Benefit New Claim	South Burnett	44.0
Family Tax Benefit New Claim	Sorell	42.2
Family Tax Benefit New Claim	Somerset	47.5
Family Tax Benefit New Claim	Snowy Valleys	48.3
Family Tax Benefit New Claim	Snowy Monaro	49.9
Family Tax Benefit New Claim	Singleton	47.0
Family Tax Benefit New Claim	Shoalhaven	49.1
Family Tax Benefit New Claim	Shellharbour	48.8
Family Tax Benefit New Claim	Shark Bay	34.3
Family Tax Benefit New Claim	Serpentine-Jarrahdale	50.6
Family Tax Benefit New Claim	Scenic Rim	50.7

Social Security and Welfare by Local Government Area Average Days to Process - 1 July 2023 - 31 Dec 2023

Service Reason	Local Government Area	Average Days to Process
Family Tax Benefit New Claim	Salisbury	49.7
Family Tax Benefit New Claim	Ryde	58.2
Family Tax Benefit New Claim	Roxby Downs	46.2
Family Tax Benefit New Claim	Roper Gulf	27.3
Family Tax Benefit New Claim	Rockingham	50.4
Family Tax Benefit New Claim	Rockhampton	46.0
Family Tax Benefit New Claim	Robe	63.8
Family Tax Benefit New Claim	Richmond Valley	43.8
Family Tax Benefit New Claim	Richmond	10.2
Family Tax Benefit New Claim	Renmark Paringa	52.2
Family Tax Benefit New Claim	Redland	49.2
Family Tax Benefit New Claim	Ravensthorpe	31.8
Family Tax Benefit New Claim	Randwick	50.2
Family Tax Benefit New Claim	Quilpie	56.0
Family Tax Benefit New Claim	Queenscliffe	60.0
Family Tax Benefit New Claim	Queanbeyan-Palerang	53.5
Family Tax Benefit New Claim	Quairading	64.6
Family Tax Benefit New Claim	Pyrenees	47.9
Family Tax Benefit New Claim	Prospect	55.0
Family Tax Benefit New Claim	Port Stephens	50.9
Family Tax Benefit New Claim	Port Pirie	51.9
Family Tax Benefit New Claim	Port Phillip	50.1
Family Tax Benefit New Claim	Port Macquarie-Hastings	47.2
Family Tax Benefit New Claim	Port Lincoln	44.7
Family Tax Benefit New Claim	Port Hedland	45.5
Family Tax Benefit New Claim	Port Augusta	44.6
Family Tax Benefit New Claim	Port Adelaide Enfield	45.6
Family Tax Benefit New Claim	Pornpuraaw	25.7
Family Tax Benefit New Claim	Playford	44.3
Family Tax Benefit New Claim	Plantagenet	41.5
Family Tax Benefit New Claim	Pingelly	58.1
Family Tax Benefit New Claim	Peterborough	51.8
Family Tax Benefit New Claim	Perth	40.4
Family Tax Benefit New Claim	Perenjori	54.3
Family Tax Benefit New Claim	Peppermint Grove	43.3
Family Tax Benefit New Claim	Penrith	48.7
Family Tax Benefit New Claim	Parramatta	53.7
Family Tax Benefit New Claim	Paroo	19.6
Family Tax Benefit New Claim	Parkes	48.7
Family Tax Benefit New Claim	Palmerston	45.2
Family Tax Benefit New Claim	Palm Island	43.1
Family Tax Benefit New Claim	Orroroo Carrieton	59.9
Family Tax Benefit New Claim	Orange	47.3
Family Tax Benefit New Claim	Onkaparinga	45.0
Family Tax Benefit New Claim	Oberon	38.7
Family Tax Benefit New Claim	Nungarin	84.0
Family Tax Benefit New Claim	Norwood Payneham and St Peters	50.6
Family Tax Benefit New Claim	Northern Peninsula Area	27.3
Family Tax Benefit New Claim	Northern Midlands	46.4
Family Tax Benefit New Claim	Northern Gramplians	44.1
Family Tax Benefit New Claim	Northern Beaches	54.2
Family Tax Benefit New Claim	Northern Areas	49.6
Family Tax Benefit New Claim	Northampton	45.3
Family Tax Benefit New Claim	Northam	49.3

Social Security and Welfare by Local Government Area Average Days to Process - 1 July 2023 - 31 Dec 2023

Service Reason	Local Government Area	Average Days to Process
Family Tax Benefit New Claim	North Sydney	47.9
Family Tax Benefit New Claim	North Burnett	47.0
Family Tax Benefit New Claim	Noosa	54.0
Family Tax Benefit New Claim	Millumbik	54.4
Family Tax Benefit New Claim	Ngaanyatjarraku	29.7
Family Tax Benefit New Claim	Newcastle	46.0
Family Tax Benefit New Claim	Nedlands	59.6
Family Tax Benefit New Claim	Narromine	44.8
Family Tax Benefit New Claim	Narrogin	58.3
Family Tax Benefit New Claim	Narrandera	49.1
Family Tax Benefit New Claim	Narrabri	41.0
Family Tax Benefit New Claim	Narembeen	50.0
Family Tax Benefit New Claim	Naracoorte Lucindale	46.9
Family Tax Benefit New Claim	Napranum	30.1
Family Tax Benefit New Claim	Nannup	74.4
Family Tax Benefit New Claim	Nambucca Valley	44.5
Family Tax Benefit New Claim	Muswellbrook	51.3
Family Tax Benefit New Claim	Murweh	39.2
Family Tax Benefit New Claim	Murrumbidgee	61.0
Family Tax Benefit New Claim	Murrindindi	49.7
Family Tax Benefit New Claim	Murray River	47.1
Family Tax Benefit New Claim	Murray Bridge	47.1
Family Tax Benefit New Claim	Murray	48.8
Family Tax Benefit New Claim	Murchison	0.0
Family Tax Benefit New Claim	Mundaring	53.4
Family Tax Benefit New Claim	Mukinbudin	48.0
Family Tax Benefit New Claim	Moynes	47.5
Family Tax Benefit New Claim	Mount Remarkable	45.6
Family Tax Benefit New Claim	Mount Marshall	28.3
Family Tax Benefit New Claim	Mount Magnet	53.3
Family Tax Benefit New Claim	Mount Isa	49.9
Family Tax Benefit New Claim	Mount Gambier	48.8
Family Tax Benefit New Claim	Mount Barker	54.4
Family Tax Benefit New Claim	Mount Alexander	54.5
Family Tax Benefit New Claim	Mosman Park	62.4
Family Tax Benefit New Claim	Mosman	56.6
Family Tax Benefit New Claim	Mornington Peninsula	52.0
Family Tax Benefit New Claim	Mornington	46.2
Family Tax Benefit New Claim	Moreton Bay	47.6
Family Tax Benefit New Claim	Moreland	52.7
Family Tax Benefit New Claim	Moree Plains	39.5
Family Tax Benefit New Claim	Morawa	38.6
Family Tax Benefit New Claim	Moorabool	50.0
Family Tax Benefit New Claim	Moora	36.2
Family Tax Benefit New Claim	Moonee Valley	51.1
Family Tax Benefit New Claim	Monash	56.0
Family Tax Benefit New Claim	Moira	52.3
Family Tax Benefit New Claim	Mitchell	50.1
Family Tax Benefit New Claim	Mitcham	53.5
Family Tax Benefit New Claim	Mingeneew	46.0
Family Tax Benefit New Claim	Mildura	46.0
Family Tax Benefit New Claim	Mid-Western	46.5
Family Tax Benefit New Claim	Mid-Coast	48.5
Family Tax Benefit New Claim	Mid Murray	42.0

Social Security and Welfare by Local Government Area Average Days to Process - 1 July 2023 - 31 Dec 2023

Service Reason	Local Government Area	Average Days to Process
Family Tax Benefit New Claim	Merredin	50.5
Family Tax Benefit New Claim	Menzies	21.7
Family Tax Benefit New Claim	Melville	57.0
Family Tax Benefit New Claim	Melton	49.2
Family Tax Benefit New Claim	Melbourne	48.7
Family Tax Benefit New Claim	Meekatharra	42.6
Family Tax Benefit New Claim	Meander Valley	46.6
Family Tax Benefit New Claim	McKinlay	39.0
Family Tax Benefit New Claim	MaroonDAH	49.6
Family Tax Benefit New Claim	Marion	50.4
Family Tax Benefit New Claim	Maribymong	47.5
Family Tax Benefit New Claim	Marreeba	51.3
Family Tax Benefit New Claim	Maranoa	43.2
Family Tax Benefit New Claim	Mapoon	36.3
Family Tax Benefit New Claim	Mansfield	56.1
Family Tax Benefit New Claim	Manningham	59.2
Family Tax Benefit New Claim	Manjimup	55.0
Family Tax Benefit New Claim	Mandurah	53.2
Family Tax Benefit New Claim	Maitland	50.4
Family Tax Benefit New Claim	Mackay	47.3
Family Tax Benefit New Claim	Macedon Ranges	50.9
Family Tax Benefit New Claim	MacDonnell	27.6
Family Tax Benefit New Claim	Loxton Walkerie	47.0
Family Tax Benefit New Claim	Lower Eyre Peninsula	53.9
Family Tax Benefit New Claim	Longreach	46.3
Family Tax Benefit New Claim	Logan	45.0
Family Tax Benefit New Claim	Loddon	49.2
Family Tax Benefit New Claim	Lockyer Valley	46.4
Family Tax Benefit New Claim	Lockhart River	41.3
Family Tax Benefit New Claim	Lockhart	48.6
Family Tax Benefit New Claim	Livingstone	52.7
Family Tax Benefit New Claim	Liverpool Plains	34.8
Family Tax Benefit New Claim	Liverpool	50.8
Family Tax Benefit New Claim	Lithgow	53.1
Family Tax Benefit New Claim	Litchfield	43.7
Family Tax Benefit New Claim	Lismore	45.3
Family Tax Benefit New Claim	Light	43.8
Family Tax Benefit New Claim	Leonora	60.8
Family Tax Benefit New Claim	Leeton	43.5
Family Tax Benefit New Claim	Laverton	32.0
Family Tax Benefit New Claim	Launceston	46.0
Family Tax Benefit New Claim	Latrobe (Vic.)	45.6
Family Tax Benefit New Claim	Latrobe (Tas.)	46.3
Family Tax Benefit New Claim	Latrobe (C) (Vic.)	57.0
Family Tax Benefit New Claim	Lane Cove	57.1
Family Tax Benefit New Claim	Lake Macquarie	47.9
Family Tax Benefit New Claim	Lake Grace	79.2
Family Tax Benefit New Claim	Lachlan	55.6
Family Tax Benefit New Claim	Kyogle	51.7
Family Tax Benefit New Claim	Kwinana	50.6
Family Tax Benefit New Claim	Ku-ring-gai	64.6
Family Tax Benefit New Claim	Kulin	78.0
Family Tax Benefit New Claim	Kowanyama	39.8
Family Tax Benefit New Claim	Koorda	91.5

Social Security and Welfare by Local Government Area Average Days to Process - 1 July 2023 - 31 Dec 2023

Service Reason	Local Government Area	Average Days to Process
Family Tax Benefit New Claim	Kondinin	45.8
Family Tax Benefit New Claim	Kojonup	44.8
Family Tax Benefit New Claim	Knox	54.7
Family Tax Benefit New Claim	Kingston (Vic.)	53.0
Family Tax Benefit New Claim	Kingston (SA)	64.9
Family Tax Benefit New Claim	Kingborough	48.3
Family Tax Benefit New Claim	King Island	82.5
Family Tax Benefit New Claim	Kimba	36.7
Family Tax Benefit New Claim	Kiama	61.2
Family Tax Benefit New Claim	Kentish	55.1
Family Tax Benefit New Claim	Kent	54.3
Family Tax Benefit New Claim	Kempsey	47.4
Family Tax Benefit New Claim	Kellerberrin	40.0
Family Tax Benefit New Claim	Katherine	28.2
Family Tax Benefit New Claim	Katanning	54.8
Family Tax Benefit New Claim	Karratha	51.6
Family Tax Benefit New Claim	Karoonda East Murray	83.3
Family Tax Benefit New Claim	Kangaroo Island	49.6
Family Tax Benefit New Claim	Kalgoorlie-Boulder	49.5
Family Tax Benefit New Claim	Kalamunda	52.0
Family Tax Benefit New Claim	June	54.2
Family Tax Benefit New Claim	Joondalup	55.7
Family Tax Benefit New Claim	Jerramungup	73.1
Family Tax Benefit New Claim	Isaac	47.5
Family Tax Benefit New Claim	Irwin	54.2
Family Tax Benefit New Claim	Ipswich	46.9
Family Tax Benefit New Claim	Inverell	39.7
Family Tax Benefit New Claim	Inner West	52.6
Family Tax Benefit New Claim	Indigo	47.9
Family Tax Benefit New Claim	Huon Valley	48.9
Family Tax Benefit New Claim	Hunters Hill	56.7
Family Tax Benefit New Claim	Hume (C)	21.0
Family Tax Benefit New Claim	Hume	51.6
Family Tax Benefit New Claim	Horsham	49.3
Family Tax Benefit New Claim	Hornsbury	54.4
Family Tax Benefit New Claim	Hope Vale	34.8
Family Tax Benefit New Claim	Holdfast Bay	55.0
Family Tax Benefit New Claim	Hobsons Bay	54.1
Family Tax Benefit New Claim	Hobart	54.1
Family Tax Benefit New Claim	Hindmarsh	40.1
Family Tax Benefit New Claim	Hinchinbrook	44.2
Family Tax Benefit New Claim	Hilltops	45.4
Family Tax Benefit New Claim	Heppburn	49.5
Family Tax Benefit New Claim	Hay	50.0
Family Tax Benefit New Claim	Hawkesbury	49.6
Family Tax Benefit New Claim	Harvey	48.0
Family Tax Benefit New Claim	Halls Creek	38.4
Family Tax Benefit New Claim	Gympie	46.2
Family Tax Benefit New Claim	Gwydir	59.9
Family Tax Benefit New Claim	Gunnedah	44.2
Family Tax Benefit New Claim	Griffith	48.4
Family Tax Benefit New Claim	Greater Shepparton	46.7
Family Tax Benefit New Claim	Greater Hume	59.1
Family Tax Benefit New Claim	Greater Geraldton	46.2

Social Security and Welfare by Local Government Area Average Days to Process - 1 July 2023 - 31 Dec 2023

Service Reason	Local Government Area	Average Days to Process
Family Tax Benefit New Claim	Greater Geelong	48.6
Family Tax Benefit New Claim	Greater Dandenong	50.6
Family Tax Benefit New Claim	Greater Bendigo	49.3
Family Tax Benefit New Claim	Grant	46.5
Family Tax Benefit New Claim	Goyder	37.9
Family Tax Benefit New Claim	Goulburn Mulwara	50.1
Family Tax Benefit New Claim	Gosnells	52.6
Family Tax Benefit New Claim	Goondiwindi	42.7
Family Tax Benefit New Claim	Goornalling	73.3
Family Tax Benefit New Claim	Golden Plains	46.2
Family Tax Benefit New Claim	Gold Coast (C)	12.0
Family Tax Benefit New Claim	Gold Coast	49.1
Family Tax Benefit New Claim	Gnowangerup	47.6
Family Tax Benefit New Claim	Glenorchy	45.6
Family Tax Benefit New Claim	Glenelg	50.6
Family Tax Benefit New Claim	Glen Innes Severn	42.4
Family Tax Benefit New Claim	Glen Eira	51.4
Family Tax Benefit New Claim	Glamorgan-Spring Bay	48.3
Family Tax Benefit New Claim	Gladstone	49.8
Family Tax Benefit New Claim	Gingin	39.9
Family Tax Benefit New Claim	Gilgandra	42.3
Family Tax Benefit New Claim	Georges River	55.0
Family Tax Benefit New Claim	George Town	36.7
Family Tax Benefit New Claim	Gawler	48.6
Family Tax Benefit New Claim	Gannawarra	45.7
Family Tax Benefit New Claim	Fremantle	52.5
Family Tax Benefit New Claim	Fraser Coast	50.2
Family Tax Benefit New Claim	Frankston	51.9
Family Tax Benefit New Claim	Franklin Harbour	42.0
Family Tax Benefit New Claim	Forbes	50.7
Family Tax Benefit New Claim	Flinders Ranges	54.2
Family Tax Benefit New Claim	Flinders (Tas.)	31.8
Family Tax Benefit New Claim	Flinders (Qld)	34.6
Family Tax Benefit New Claim	Federation	46.7
Family Tax Benefit New Claim	Fairfield	50.5
Family Tax Benefit New Claim	Exmouth	29.3
Family Tax Benefit New Claim	Eurobodalla	48.2
Family Tax Benefit New Claim	Etheridge	44.4
Family Tax Benefit New Claim	Esperance	53.3
Family Tax Benefit New Claim	Elliston	27.6
Family Tax Benefit New Claim	Edward River	47.9
Family Tax Benefit New Claim	East Pilbara	38.1
Family Tax Benefit New Claim	East Gippsland	47.0
Family Tax Benefit New Claim	East Fremantle	79.4
Family Tax Benefit New Claim	East Arnhem	27.4
Family Tax Benefit New Claim	Dungog	50.7
Family Tax Benefit New Claim	Dundas	46.3
Family Tax Benefit New Claim	Dumblenyung	81.6
Family Tax Benefit New Claim	Dubbo	47.0
Family Tax Benefit New Claim	Dowerin	64.4
Family Tax Benefit New Claim	Douglas	45.2
Family Tax Benefit New Claim	Dorset	51.7
Family Tax Benefit New Claim	Doomadgee	22.1
Family Tax Benefit New Claim	Donnybrook-Balingup	56.3

Social Security and Welfare by Local Government Area Average Days to Process - 1 July 2023 - 31 Dec 2023

Service Reason	Local Government Area	Average Days to Process
Family Tax Benefit New Claim	Diamantina	21.5
Family Tax Benefit New Claim	Devonport	48.5
Family Tax Benefit New Claim	Derwent Valley	40.4
Family Tax Benefit New Claim	Derby-West Kimberley	45.6
Family Tax Benefit New Claim	Denmark	68.7
Family Tax Benefit New Claim	Darwin	41.4
Family Tax Benefit New Claim	Darebin	45.8
Family Tax Benefit New Claim	Dardanup	53.4
Family Tax Benefit New Claim	Dandaragan	56.6
Family Tax Benefit New Claim	Dalwallinu	59.1
Family Tax Benefit New Claim	Cunderdin	44.2
Family Tax Benefit New Claim	Cumberland	54.0
Family Tax Benefit New Claim	Cue	70.0
Family Tax Benefit New Claim	Cuballing	67.5
Family Tax Benefit New Claim	Croydon	37.0
Family Tax Benefit New Claim	Cranbrook	51.7
Family Tax Benefit New Claim	Cowra	46.3
Family Tax Benefit New Claim	Cottesloe	60.1
Family Tax Benefit New Claim	Corrigin	63.5
Family Tax Benefit New Claim	Corangamite	43.2
Family Tax Benefit New Claim	Copper Coast	48.2
Family Tax Benefit New Claim	Cootamundra-Gundagai	39.2
Family Tax Benefit New Claim	Coorow	56.6
Family Tax Benefit New Claim	Coorong	53.8
Family Tax Benefit New Claim	Coonamble	38.3
Family Tax Benefit New Claim	Coomalie	35.6
Family Tax Benefit New Claim	Coolgardie	42.7
Family Tax Benefit New Claim	Coolamon	60.2
Family Tax Benefit New Claim	Cook	36.1
Family Tax Benefit New Claim	Coober Pedy	35.1
Family Tax Benefit New Claim	Collie	58.6
Family Tax Benefit New Claim	Colac Otway	49.1
Family Tax Benefit New Claim	Coffs Harbour	42.7
Family Tax Benefit New Claim	Cocos Islands	45.7
Family Tax Benefit New Claim	Cockburn	50.9
Family Tax Benefit New Claim	Cobar	46.1
Family Tax Benefit New Claim	Cloncurry	32.9
Family Tax Benefit New Claim	Cleve	27.7
Family Tax Benefit New Claim	Clarence Valley	44.6
Family Tax Benefit New Claim	Clarence	48.8
Family Tax Benefit New Claim	Claremont	51.0
Family Tax Benefit New Claim	Clare and Gilbert Valleys	54.7
Family Tax Benefit New Claim	Circular Head	44.3
Family Tax Benefit New Claim	Christmas Island	43.2
Family Tax Benefit New Claim	Chittering	47.9
Family Tax Benefit New Claim	Cherbourg	36.3
Family Tax Benefit New Claim	Charters Towers	50.9
Family Tax Benefit New Claim	Charles Sturt	49.7
Family Tax Benefit New Claim	Chapman Valley	47.0
Family Tax Benefit New Claim	Cessnock	46.6
Family Tax Benefit New Claim	Central Highlands (Tas.)	58.1
Family Tax Benefit New Claim	Central Highlands (Qld)	43.7
Family Tax Benefit New Claim	Central Goldfields	52.7
Family Tax Benefit New Claim	Central Desert	23.8

Social Security and Welfare by Local Government Area Average Days to Process - 1 July 2023 - 31 Dec 2023

Service Reason	Local Government Area	Average Days to Process
Family Tax Benefit New Claim	Central Darling	22.1
Family Tax Benefit New Claim	Central Coast (Tas.)	45.9
Family Tax Benefit New Claim	Central Coast (NSW)	49.7
Family Tax Benefit New Claim	Ceduna	36.8
Family Tax Benefit New Claim	Cassowary Coast	51.3
Family Tax Benefit New Claim	Casey	52.6
Family Tax Benefit New Claim	Carrathool	55.4
Family Tax Benefit New Claim	Carpentaria	30.9
Family Tax Benefit New Claim	Carnarvon	35.7
Family Tax Benefit New Claim	Carnamah	21.0
Family Tax Benefit New Claim	Cardinia	51.2
Family Tax Benefit New Claim	Capel	49.1
Family Tax Benefit New Claim	Canterbury-Bankstown	54.3
Family Tax Benefit New Claim	Canning	54.7
Family Tax Benefit New Claim	Canada Bay	57.0
Family Tax Benefit New Claim	Campbelltown (SA)	56.9
Family Tax Benefit New Claim	Campbelltown (NSW)	52.7
Family Tax Benefit New Claim	Campaspe	47.0
Family Tax Benefit New Claim	Camden	53.6
Family Tax Benefit New Claim	Cambridge	64.5
Family Tax Benefit New Claim	Cairns	46.3
Family Tax Benefit New Claim	Cabonne	52.2
Family Tax Benefit New Claim	Byron	46.5
Family Tax Benefit New Claim	Busseton	49.1
Family Tax Benefit New Claim	Burwood	57.8
Family Tax Benefit New Claim	Burnside	63.8
Family Tax Benefit New Claim	Burnie	39.6
Family Tax Benefit New Claim	Burke	11.7
Family Tax Benefit New Claim	Burdakin	47.9
Family Tax Benefit New Claim	Bundaberg	44.7
Family Tax Benefit New Claim	Bunbury	49.1
Family Tax Benefit New Claim	Buloke	48.4
Family Tax Benefit New Claim	Bulloo	21.8
Family Tax Benefit New Claim	Bruce Rock	76.0
Family Tax Benefit New Claim	Broomehill-Tambellup	33.5
Family Tax Benefit New Claim	Broome	45.0
Family Tax Benefit New Claim	Brookton	29.8
Family Tax Benefit New Claim	Broken Hill	49.0
Family Tax Benefit New Claim	Brisbane	50.8
Family Tax Benefit New Claim	Brimbank	52.0
Family Tax Benefit New Claim	Brighton	42.4
Family Tax Benefit New Claim	Bridgetown-Greenbushes	48.7
Family Tax Benefit New Claim	Brewarrina	29.2
Family Tax Benefit New Claim	Break O'Day	44.4
Family Tax Benefit New Claim	Boyup Brook	70.7
Family Tax Benefit New Claim	Bourke	58.0
Family Tax Benefit New Claim	Boulia	76.8
Family Tax Benefit New Claim	Boroondara	60.9
Family Tax Benefit New Claim	Bogan	52.1
Family Tax Benefit New Claim	Boddington	70.8
Family Tax Benefit New Claim	Blue Mountains	53.4
Family Tax Benefit New Claim	Blayney	42.5
Family Tax Benefit New Claim	Bland	52.4
Family Tax Benefit New Claim	Blacktown	53.7

Social Security and Welfare by Local Government Area Average Days to Process - 1 July 2023 - 31 Dec 2023

Service Reason	Local Government Area	Average Days to Process
Family Tax Benefit New Claim	Blackall Tambo	30.5
Family Tax Benefit New Claim	Beverley	73.4
Family Tax Benefit New Claim	Berrigan	55.8
Family Tax Benefit New Claim	Berri Barmera	43.5
Family Tax Benefit New Claim	Benalla	46.0
Family Tax Benefit New Claim	Beluyen	25.0
Family Tax Benefit New Claim	Belmont	50.6
Family Tax Benefit New Claim	Bellingen	56.3
Family Tax Benefit New Claim	Bega Valley	51.2
Family Tax Benefit New Claim	Bayswater	51.7
Family Tax Benefit New Claim	Bayside (Vic.)	55.1
Family Tax Benefit New Claim	Bayside (NSW)	51.7
Family Tax Benefit New Claim	Baw Baw	45.5
Family Tax Benefit New Claim	Bathurst	44.6
Family Tax Benefit New Claim	Bassendean	46.2
Family Tax Benefit New Claim	Bass Coast	44.9
Family Tax Benefit New Claim	Barunga West	60.0
Family Tax Benefit New Claim	Barossa	51.1
Family Tax Benefit New Claim	Barkly	25.0
Family Tax Benefit New Claim	Barcoo	84.0
Family Tax Benefit New Claim	Barcaldine	47.0
Family Tax Benefit New Claim	Banyule	50.5
Family Tax Benefit New Claim	Banana	52.8
Family Tax Benefit New Claim	Balranald	37.6
Family Tax Benefit New Claim	Balonne	50.3
Family Tax Benefit New Claim	Ballina	52.7
Family Tax Benefit New Claim	Ballarat	47.2
Family Tax Benefit New Claim	Aurukun	15.3
Family Tax Benefit New Claim	Augusta Margaret River	52.8
Family Tax Benefit New Claim	Ashburton	60.8
Family Tax Benefit New Claim	Armidale	38.8
Family Tax Benefit New Claim	Armadale	47.6
Family Tax Benefit New Claim	Ararat	43.7
Family Tax Benefit New Claim	Anangu Pitjantjatjara Yunkunytjatjara	20.4
Family Tax Benefit New Claim	Alpine	54.0
Family Tax Benefit New Claim	Alice Springs	30.4
Family Tax Benefit New Claim	Alexandrina	46.9
Family Tax Benefit New Claim	Albury	45.3
Family Tax Benefit New Claim	Albany	52.3
Family Tax Benefit New Claim	Adelaide Plains	49.3
Family Tax Benefit New Claim	Adelaide Hills	50.7
Family Tax Benefit New Claim	Adelaide	25.9
Family Tax Benefit New Claim	Yarra Ranges	31.0
Family Tax Benefit New Claim	Wollondilly	19.0
Family Tax Benefit New Claim	Wodonga	30.0
Family Tax Benefit New Claim	Whitesea	50.0
Family Tax Benefit New Claim	Western Downs	41.0
Family Tax Benefit New Claim	West Tamar	66.0
Family Tax Benefit New Claim	Wellington	52.3
Family Tax Benefit New Claim	Wattle Range	22.7
Family Tax Benefit New Claim	Warrumbungle	39.5
Family Tax Benefit New Claim	Wangaratta	83.0
Family Tax Benefit New Claim	Walcha	45.0
Family Tax Benefit New Claim	Wakefield	60.0

Social Security and Welfare by Local Government Area Average Days to Process - 1 July 2023 - 31 Dec 2023

Service Reason	Local Government Area	Average Days to Process
Farm Household Allowance	Wagga Wagga	18.0
Farm Household Allowance	Victor Harbor	5.5
Farm Household Allowance	Upper Lachlan	28.7
Farm Household Allowance	Upper Hunter	31.5
Farm Household Allowance	Unincorporated SA	5.5
Farm Household Allowance	Unincorporated NT	69.0
Farm Household Allowance	Tweed	8.0
Farm Household Allowance	Tumby Bay	46.0
Farm Household Allowance	Townsville	9.0
Farm Household Allowance	Toowoomba	24.4
Farm Household Allowance	Tenterfield	17.3
Farm Household Allowance	Temora	94.0
Farm Household Allowance	Tatara	0.0
Farm Household Allowance	Tamworth	29.1
Farm Household Allowance	Tablelands	31.6
Farm Household Allowance	Sydney	31.0
Farm Household Allowance	Swan Hill	33.9
Farm Household Allowance	Surf Coast	71.7
Farm Household Allowance	Sunshine Coast	20.0
Farm Household Allowance	Stirling	7.0
Farm Household Allowance	Southern Midlands	61.0
Farm Household Allowance	Southern Grampians	41.2
Farm Household Allowance	Southern Downs	50.0
Farm Household Allowance	South Gippsland	15.0
Farm Household Allowance	South Burnett	50.6
Farm Household Allowance	Somerset	40.6
Farm Household Allowance	Snowy Monaro	43.6
Farm Household Allowance	Singleton	28.7
Farm Household Allowance	Shoalhaven	9.5
Farm Household Allowance	Shellharbour	63.0
Farm Household Allowance	Scenic Rim	11.0
Farm Household Allowance	Salisbury	23.3
Farm Household Allowance	Rockhampton	9.0
Farm Household Allowance	Richmond Valley	44.3
Farm Household Allowance	Renmark Paringa	34.1
Farm Household Allowance	Queanbeyan-Palerang	20.0
Farm Household Allowance	Port Stephens	3.0
Farm Household Allowance	Port Pirie	22.0
Farm Household Allowance	Port Macquarie-Hastings	36.2
Farm Household Allowance	Port Lincoln	37.0
Farm Household Allowance	Port Augusta	7.0
Farm Household Allowance	Port Adelaide Enfield	36.0
Farm Household Allowance	Playford	21.8
Farm Household Allowance	Peterborough	25.0
Farm Household Allowance	Perth	7.0
Farm Household Allowance	Parke	23.6
Farm Household Allowance	Orroroo Carrieton	30.0
Farm Household Allowance	Onkaparinga	31.0
Farm Household Allowance	Northern Grampians	26.0
Farm Household Allowance	Northern Beaches	6.0
Farm Household Allowance	Northern Areas	10.3
Farm Household Allowance	North Burnett	14.2
Farm Household Allowance	Narrabri	46.5
Farm Household Allowance	Naracoorte Lucindale	25.0

Social Security and Welfare by Local Government Area Average Days to Process - 1 July 2023 - 31 Dec 2023

Service Reason	Local Government Area	Average Days to Process
Farm Household Allowance	Nambucca Valley	23.8
Farm Household Allowance	Muswellbrook	30.0
Farm Household Allowance	Murweh	76.0
Farm Household Allowance	Murrumbidgee	39.0
Farm Household Allowance	Murray River	37.0
Farm Household Allowance	Murray Bridge	25.0
Farm Household Allowance	Moyne	26.0
Farm Household Allowance	Mount Remarkable	49.0
Farm Household Allowance	Mount Barker	28.0
Farm Household Allowance	Mornington Peninsula	9.0
Farm Household Allowance	Moorabool	48.0
Farm Household Allowance	Monash	23.0
Farm Household Allowance	Moira	32.5
Farm Household Allowance	Mitchell	16.0
Farm Household Allowance	Mildura	26.0
Farm Household Allowance	Mid-Western	10.5
Farm Household Allowance	Mid-Coast	41.4
Farm Household Allowance	Mid Murray	41.2
Farm Household Allowance	Melton	42.0
Farm Household Allowance	Melbourne	10.5
Farm Household Allowance	Meander Valley	24.0
Farm Household Allowance	Mareeba	35.0
Farm Household Allowance	Maranoa	25.5
Farm Household Allowance	Maitland	29.8
Farm Household Allowance	Mackay	55.0
Farm Household Allowance	Macedon Ranges	20.3
Farm Household Allowance	Loxton Waikerie	82.0
Farm Household Allowance	Lower Eyre Peninsula	69.0
Farm Household Allowance	Loddon	48.8
Farm Household Allowance	Lockyer Valley	40.0
Farm Household Allowance	Liverpool	6.0
Farm Household Allowance	Litchfield	7.0
Farm Household Allowance	Lismore	33.2
Farm Household Allowance	Launceston	38.0
Farm Household Allowance	Latrobe (Vic.)	64.0
Farm Household Allowance	Lake Macquarie	7.5
Farm Household Allowance	Lachlan	32.4
Farm Household Allowance	Kyogle	57.8
Farm Household Allowance	Kingston (SA)	18.0
Farm Household Allowance	Kimba	39.5
Farm Household Allowance	Kentish	32.5
Farm Household Allowance	Kempsey	24.3
Farm Household Allowance	Katherine	7.0
Farm Household Allowance	Karoonda East Murray	125.0
Farm Household Allowance	Kalamunda	5.0
Farm Household Allowance	Ipswich	27.0
Farm Household Allowance	Inverell	10.0
Farm Household Allowance	Indigo	47.3
Farm Household Allowance	Huon Valley	55.0
Farm Household Allowance	Hindmarsh	72.0
Farm Household Allowance	Hinchinbrook	55.0
Farm Household Allowance	Hilltops	75.0
Farm Household Allowance	Gympie	27.2
Farm Household Allowance	Gwydir	35.0

Social Security and Welfare by Local Government Area Average Days to Process - 1 July 2023 - 31 Dec 2023

Service Reason	Local Government Area	Average Days to Process
Farm Household Allowance	Gunnedah	18.0
Farm Household Allowance	Griffith	32.8
Farm Household Allowance	Greater Shepparton	72.8
Farm Household Allowance	Greater Hume	44.0
Farm Household Allowance	Greater Geraldton	4.0
Farm Household Allowance	Greater Geelong	9.7
Farm Household Allowance	Greater Dandenong	29.5
Farm Household Allowance	Greater Bendigo	62.3
Farm Household Allowance	Goyder	21.0
Farm Household Allowance	Golden Plains	32.0
Farm Household Allowance	Gold Coast	8.5
Farm Household Allowance	Glenelg	54.0
Farm Household Allowance	Glen Innes Severn	8.3
Farm Household Allowance	Gladstone	5.5
Farm Household Allowance	Gillandra	38.6
Farm Household Allowance	Gannawarra	18.7
Farm Household Allowance	Fraser Coast	22.2
Farm Household Allowance	Frankston	10.0
Farm Household Allowance	Forbes	66.5
Farm Household Allowance	Flinders Ranges	3.3
Farm Household Allowance	Eurobodalla	0.0
Farm Household Allowance	East Gippsland	45.2
Farm Household Allowance	Dungog	42.0
Farm Household Allowance	Dubbo	34.8
Farm Household Allowance	Dowrin	32.0
Farm Household Allowance	Dorset	72.5
Farm Household Allowance	Donnybrook-Balingup	5.5
Farm Household Allowance	Cowra	34.0
Farm Household Allowance	Corangamite	68.0
Farm Household Allowance	Cootamundra-Gundagai	65.0
Farm Household Allowance	Coorong	76.5
Farm Household Allowance	Coonamble	36.0
Farm Household Allowance	Colac Otway	41.0
Farm Household Allowance	Coffs Harbour	14.4
Farm Household Allowance	Cockburn	4.0
Farm Household Allowance	Clarence Valley	21.4
Farm Household Allowance	Circular Head	20.3
Farm Household Allowance	Charters Towers	39.3
Farm Household Allowance	Charles Sturt	7.5
Farm Household Allowance	Central Goldfields	58.5
Farm Household Allowance	Central Coast (NSW)	92.0
Farm Household Allowance	Cassowary Coast	35.0
Farm Household Allowance	Campbelltown (NSW)	6.0
Farm Household Allowance	Campaspe	60.5
Farm Household Allowance	Camden	15.0
Farm Household Allowance	Cabonne	77.0
Farm Household Allowance	Byron	45.4
Farm Household Allowance	Bundaberg	40.0
Farm Household Allowance	Bunbury	22.0
Farm Household Allowance	Brisbane	21.4
Farm Household Allowance	Bogan	19.0
Farm Household Allowance	Berrigan	20.7
Farm Household Allowance	Berri Barmera	44.3
Farm Household Allowance	Benalla	15.0

Social Security and Welfare by Local Government Area Average Days to Process - 1 July 2023 - 31 Dec 2023

Service Reason	Local Government Area	Average Days to Process
Farm Household Allowance	Bellingen	10.0
Farm Household Allowance	Bega Valley	35.3
Farm Household Allowance	Baw Baw	30.0
Farm Household Allowance	Barunga West	166.0
Farm Household Allowance	Barossa	16.0
Farm Household Allowance	Banana	8.0
Farm Household Allowance	Ballina	18.0
Farm Household Allowance	Augusta Margaret River	42.0
Farm Household Allowance	Armidale	57.0
Farm Household Allowance	Ararat	51.0
Farm Household Allowance	Alpine	6.7
Farm Household Allowance	Alexandrina	16.0
Farm Household Allowance	Albany	7.0
Farm Household Allowance	Adelaide Hills	47.0
JobSeeker Payment	Yorke Peninsula	30.1
JobSeeker Payment	York	31.7
JobSeeker Payment	Yilgarn	13.2
JobSeeker Payment	Yass Valley	31.2
JobSeeker Payment	Yarrambiack	29.3
JobSeeker Payment	Yarrabah	12.7
JobSeeker Payment	Yarra Ranges	32.3
JobSeeker Payment	Yarra	31.3
JobSeeker Payment	Yankalilla	26.3
JobSeeker Payment	Yalgoo	22.6
JobSeeker Payment	Wyndham-East Kimberley	13.2
JobSeeker Payment	Wyndham	30.9
JobSeeker Payment	Wyalkatchem	14.0
JobSeeker Payment	Wujal Wujal	17.5
JobSeeker Payment	Wudinna	7.9
JobSeeker Payment	Woorabinda	10.9
JobSeeker Payment	Woolahra	33.0
JobSeeker Payment	Woodanilling	12.3
JobSeeker Payment	Wongan-Ballidu	16.1
JobSeeker Payment	Wollongong	24.6
JobSeeker Payment	Wollondilly	29.6
JobSeeker Payment	Wodonga	25.3
JobSeeker Payment	Winton	15.2
JobSeeker Payment	Wingecarribee	27.6
JobSeeker Payment	Wiluna	5.7
JobSeeker Payment	Willoughby	34.6
JobSeeker Payment	Williams	37.8
JobSeeker Payment	Wickepin	29.0
JobSeeker Payment	Whyalla	20.9
JobSeeker Payment	Whititesea (C)	71.0
JobSeeker Payment	Whititesea	32.6
JobSeeker Payment	Whitsunday	25.7
JobSeeker Payment	Whitehorse	33.8
JobSeeker Payment	Westonia	36.5
JobSeeker Payment	Western Downs	22.3
JobSeeker Payment	West Wimmera	26.5
JobSeeker Payment	West Torrens	26.7
JobSeeker Payment	West Tamar	33.0
JobSeeker Payment	West Daly	5.1
JobSeeker Payment	West Coast	23.0

Social Security and Welfare by Local Government Area Average Days to Process - 1 July 2023 - 31 Dec 2023

Service Reason	Local Government Area	Average Days to Process
JobSeeker Payment	West Arthur	27.9
JobSeeker Payment	West Arnhem	5.9
JobSeeker Payment	Wentworth	20.1
JobSeeker Payment	Wellington	23.2
JobSeeker Payment	Welpa	14.3
JobSeeker Payment	Weddin	23.0
JobSeeker Payment	Waverley	31.7
JobSeeker Payment	Wattle Range	29.0
JobSeeker Payment	Warrumbungle	24.7
JobSeeker Payment	Warrambool	24.7
JobSeeker Payment	Warren	29.0
JobSeeker Payment	Waroona	31.8
JobSeeker Payment	Waratah-Wynyard	27.3
JobSeeker Payment	Wanneroo	29.2
JobSeeker Payment	Wangaratta	21.8
JobSeeker Payment	Wandering	32.0
JobSeeker Payment	Walkerville	26.3
JobSeeker Payment	Walgett	18.1
JobSeeker Payment	Walcha	32.1
JobSeeker Payment	Wakefield	31.3
JobSeeker Payment	Wagin	31.1
JobSeeker Payment	Wagga Wagga	18.0
JobSeeker Payment	Wagait	25.4
JobSeeker Payment	Vincent	32.0
JobSeeker Payment	Victoria Plains	9.6
JobSeeker Payment	Victoria Park	26.4
JobSeeker Payment	Victoria Daly	10.2
JobSeeker Payment	Victor Harbor	28.7
JobSeeker Payment	Uralla	29.2
JobSeeker Payment	Upper Lachlan	34.3
JobSeeker Payment	Upper Hunter	29.1
JobSeeker Payment	Unley	30.7
JobSeeker Payment	Unincorporated Vic	55.6
JobSeeker Payment	Unincorporated SA	16.2
JobSeeker Payment	Unincorporated NT	18.0
JobSeeker Payment	Unincorporated NSW	38.7
JobSeeker Payment	Unincorporated ACT	26.8
JobSeeker Payment	Unincorp. Other Territories	30.3
JobSeeker Payment	Tweed	30.0
JobSeeker Payment	Tumby Bay	25.5
JobSeeker Payment	Trayning	17.6
JobSeeker Payment	Towong	30.9
JobSeeker Payment	Townsville	21.3
JobSeeker Payment	Torres Strait Island	20.0
JobSeeker Payment	Torres	17.7
JobSeeker Payment	Toowoomba	23.6
JobSeeker Payment	Toodyay	24.6
JobSeeker Payment	Tiwi Islands	6.4
JobSeeker Payment	Three Springs	22.8
JobSeeker Payment	The Hills	34.2
JobSeeker Payment	Tenterfield	25.6
JobSeeker Payment	Temora	30.4
JobSeeker Payment	Tea Tree Gully	26.8
JobSeeker Payment	Tatara	27.7

Social Security and Welfare by Local Government Area Average Days to Process - 1 July 2023 - 31 Dec 2023

Service Reason	Local Government Area	Average Days to Process
JobSeeker Payment	Tasman	27.4
JobSeeker Payment	Tamworth	24.8
JobSeeker Payment	Tammin	41.7
JobSeeker Payment	Tablelands	24.6
JobSeeker Payment	Sydney	27.8
JobSeeker Payment	Swan Hill	30.8
JobSeeker Payment	Swan	25.9
JobSeeker Payment	Sutherland	30.3
JobSeeker Payment	Surf Coast	31.1
JobSeeker Payment	Sunshine Coast	28.4
JobSeeker Payment	Subiaco	30.8
JobSeeker Payment	Streaky Bay	25.5
JobSeeker Payment	Strathfield	36.6
JobSeeker Payment	Strathbogie	26.5
JobSeeker Payment	Stonnington	31.7
JobSeeker Payment	Stirling	27.2
JobSeeker Payment	Southern Midlands	31.9
JobSeeker Payment	Southern Mallee	21.6
JobSeeker Payment	Southern Grampians	23.3
JobSeeker Payment	Southern Downs	24.7
JobSeeker Payment	South Perth	32.2
JobSeeker Payment	South Gippsland	31.2
JobSeeker Payment	South Burnett	22.0
JobSeeker Payment	Sorell	33.3
JobSeeker Payment	Somerset	30.5
JobSeeker Payment	Snowy Valleys	27.7
JobSeeker Payment	Snowy Monaro	27.4
JobSeeker Payment	Singleton	26.0
JobSeeker Payment	Shoalhaven	25.9
JobSeeker Payment	Shellharbour	25.8
JobSeeker Payment	Shark Bay	41.2
JobSeeker Payment	Serpentine-Jarrahdale	29.3
JobSeeker Payment	Scenic Rim	25.0
JobSeeker Payment	Sandstone	83.0
JobSeeker Payment	Salisbury	27.6
JobSeeker Payment	Ryde	36.2
JobSeeker Payment	Roxby Downs	35.4
JobSeeker Payment	Roper Gulf	6.3
JobSeeker Payment	Rockingham	28.8
JobSeeker Payment	Rockhampton	23.7
JobSeeker Payment	Robe	41.3
JobSeeker Payment	Richmond Valley	24.3
JobSeeker Payment	Richmond	4.5
JobSeeker Payment	Renmark Paringa	24.2
JobSeeker Payment	Redland	28.7
JobSeeker Payment	Ravensthorpe	19.4
JobSeeker Payment	Randwick	30.5
JobSeeker Payment	Quilpie	30.3
JobSeeker Payment	Queenscliffe	24.6
JobSeeker Payment	Queanbeyan-Palerang	26.6
JobSeeker Payment	Quairading	21.6
JobSeeker Payment	Pyrenees	30.2
JobSeeker Payment	Prospect	31.5
JobSeeker Payment	Port Stephens	27.1

Social Security and Welfare by Local Government Area Average Days to Process - 1 July 2023 - 31 Dec 2023

Service Reason	Local Government Area	Average Days to Process
JobSeeker Payment	Port Pirie	20.5
JobSeeker Payment	Port Phillip	31.4
JobSeeker Payment	Port Macquarie-Hastings	28.6
JobSeeker Payment	Port Lincoln	23.2
JobSeeker Payment	Port Hedland	14.3
JobSeeker Payment	Port Augusta	16.3
JobSeeker Payment	Port Adelaide Enfield	26.9
JobSeeker Payment	Poromurraaw	0.7
JobSeeker Payment	Playford	25.7
JobSeeker Payment	Plantagenet	33.3
JobSeeker Payment	Pingelly	20.4
JobSeeker Payment	Peterborough	26.5
JobSeeker Payment	Perth	18.4
JobSeeker Payment	Perenjori	3.5
JobSeeker Payment	Peppermint Grove	25.2
JobSeeker Payment	Perith (C)	71.0
JobSeeker Payment	Penrith	25.7
JobSeeker Payment	Parramatta	31.3
JobSeeker Payment	Paroo	16.6
JobSeeker Payment	Parkes	27.8
JobSeeker Payment	Palmerston (C)	79.0
JobSeeker Payment	Palmerston	16.3
JobSeeker Payment	Palm Island	6.4
JobSeeker Payment	Orroroo Carrieton	24.4
JobSeeker Payment	Orange	22.1
JobSeeker Payment	Onkaparinga	28.1
JobSeeker Payment	Oberon	24.5
JobSeeker Payment	Nungarin	24.0
JobSeeker Payment	Norwood Payneham and St Peters	29.6
JobSeeker Payment	Northern Peninsula Area	21.3
JobSeeker Payment	Northern Midlands	27.0
JobSeeker Payment	Northern Grampians	19.4
JobSeeker Payment	Northern Beaches	34.9
JobSeeker Payment	Northern Areas	31.1
JobSeeker Payment	Northampton	32.6
JobSeeker Payment	Northam	19.1
JobSeeker Payment	North Sydney	37.8
JobSeeker Payment	North Burnett	27.4
JobSeeker Payment	Noosa	28.4
JobSeeker Payment	Nillumbik	31.1
JobSeeker Payment	Ngaanyatjarraku	3.7
JobSeeker Payment	Newcastle	24.9
JobSeeker Payment	Nedlands	27.0
JobSeeker Payment	Narromine	15.3
JobSeeker Payment	Narrogin	26.8
JobSeeker Payment	Narrandera	20.4
JobSeeker Payment	Narrabri	24.2
JobSeeker Payment	Narembeen	13.0
JobSeeker Payment	Naracoorte Lucindale	25.0
JobSeeker Payment	Napranum	11.2
JobSeeker Payment	Nannup	32.4
JobSeeker Payment	Nambucca Valley	23.9
JobSeeker Payment	Muswellbrook	26.9
JobSeeker Payment	Murweh	20.6

Social Security and Welfare by Local Government Area Average Days to Process - 1 July 2023 - 31 Dec 2023

Service Reason	Local Government Area	Average Days to Process
JobSeeker Payment	Murrumbidgee	24.4
JobSeeker Payment	Murrindindi	27.1
JobSeeker Payment	Murray River	27.9
JobSeeker Payment	Murray Bridge	24.7
JobSeeker Payment	Murray	28.8
JobSeeker Payment	Mundaring	29.1
JobSeeker Payment	Moynes	27.0
JobSeeker Payment	Mount Remarkable	26.3
JobSeeker Payment	Mount Marshall	28.3
JobSeeker Payment	Mount Magnet	15.9
JobSeeker Payment	Mount Isa	13.4
JobSeeker Payment	Mount Gambier	25.1
JobSeeker Payment	Mount Barker	27.9
JobSeeker Payment	Mount Alexander	32.1
JobSeeker Payment	Mosman Park	21.1
JobSeeker Payment	Mosman	28.7
JobSeeker Payment	Mornington Peninsula	30.3
JobSeeker Payment	Mornington	10.9
JobSeeker Payment	Moreton Bay	26.2
JobSeeker Payment	Moreland	30.9
JobSeeker Payment	Moree Plains	13.1
JobSeeker Payment	Morawa	47.8
JobSeeker Payment	Moorabool	28.5
JobSeeker Payment	Moora	29.2
JobSeeker Payment	Moonee Valley	29.7
JobSeeker Payment	Monash	31.5
JobSeeker Payment	Moira	26.5
JobSeeker Payment	Mitchell	30.0
JobSeeker Payment	Mitcham	33.6
JobSeeker Payment	Mingenew	17.3
JobSeeker Payment	Mildura	26.0
JobSeeker Payment	Mid-Western	18.3
JobSeeker Payment	Mid-Coast	27.6
JobSeeker Payment	Mid Murray	22.0
JobSeeker Payment	Merredin	25.6
JobSeeker Payment	Menzies	41.0
JobSeeker Payment	Melville	27.0
JobSeeker Payment	Melton	31.8
JobSeeker Payment	Melbourne	31.2
JobSeeker Payment	Meekatharra	12.0
JobSeeker Payment	Meander Valley	32.7
JobSeeker Payment	Mckinlay	15.3
JobSeeker Payment	Maroondah	29.7
JobSeeker Payment	Marion	27.7
JobSeeker Payment	Maribymong	29.8
JobSeeker Payment	Mareeba	19.4
JobSeeker Payment	Maranoa	23.9
JobSeeker Payment	Maralinga Tjarutja	3.2
JobSeeker Payment	Mapoon	12.1
JobSeeker Payment	Mansfield	31.3
JobSeeker Payment	Manningham	32.4
JobSeeker Payment	Manjimup	31.9
JobSeeker Payment	Mandurah	28.1
JobSeeker Payment	Martland	26.1

Social Security and Welfare by Local Government Area Average Days to Process - 1 July 2023 - 31 Dec 2023

Service Reason	Local Government Area	Average Days to Process
JobSeeker Payment	Mackay	21.0
JobSeeker Payment	Macedon Ranges	28.9
JobSeeker Payment	MacDonnell	3.2
JobSeeker Payment	Loxton Waikerie	22.3
JobSeeker Payment	Lower Eyre Peninsula	35.6
JobSeeker Payment	Longreach	17.5
JobSeeker Payment	Logan	25.6
JobSeeker Payment	Loddon	30.8
JobSeeker Payment	Lockyer Valley	25.7
JobSeeker Payment	Lockhart River	5.5
JobSeeker Payment	Lockhart	19.7
JobSeeker Payment	Livingstone	26.4
JobSeeker Payment	Liverpool Plains	25.4
JobSeeker Payment	Liverpool	29.9
JobSeeker Payment	Lihgow	27.4
JobSeeker Payment	Litchfield	18.9
JobSeeker Payment	Lismore	25.4
JobSeeker Payment	Light	29.9
JobSeeker Payment	Leonora	13.9
JobSeeker Payment	Leeton	19.1
JobSeeker Payment	Laverton	3.7
JobSeeker Payment	Launceston	24.8
JobSeeker Payment	Latrobe (Vic.)	25.1
JobSeeker Payment	Latrobe (Tas.)	22.8
JobSeeker Payment	Lane Cove	36.2
JobSeeker Payment	Lake Macquarie	27.2
JobSeeker Payment	Lake Grace	36.3
JobSeeker Payment	Lachlan	21.1
JobSeeker Payment	Kyogle	27.5
JobSeeker Payment	Kwinana	28.0
JobSeeker Payment	Ku-ring-gai	38.3
JobSeeker Payment	Kulin	14.8
JobSeeker Payment	Kowanyama	7.3
JobSeeker Payment	Koorda	19.6
JobSeeker Payment	Kondinin	22.4
JobSeeker Payment	Kojonup	32.7
JobSeeker Payment	Knox	30.9
JobSeeker Payment	Kingston (Vic.)	31.0
JobSeeker Payment	Kingston (SA)	34.3
JobSeeker Payment	Kingborough	30.7
JobSeeker Payment	King Island	39.4
JobSeeker Payment	Kimba	27.0
JobSeeker Payment	Kiama	27.3
JobSeeker Payment	Kentish	28.3
JobSeeker Payment	Kent	8.5
JobSeeker Payment	Kempsey	24.0
JobSeeker Payment	Kellerberrin	26.0
JobSeeker Payment	Katherine	11.2
JobSeeker Payment	Katanning	28.5
JobSeeker Payment	Karratha	21.4
JobSeeker Payment	Karoonda East Murray	19.1
JobSeeker Payment	Kangaroo Island	36.2
JobSeeker Payment	Kalgoorlie-Boulder	20.8
JobSeeker Payment	Kalamunda	28.0

Social Security and Welfare by Local Government Area Average Days to Process - 1 July 2023 - 31 Dec 2023

Service Reason	Local Government Area	Average Days to Process
JobSeeker Payment	June	27.3
JobSeeker Payment	Joondalup	30.3
JobSeeker Payment	Jerramungup	31.8
JobSeeker Payment	Isaac	26.5
JobSeeker Payment	Irwin	39.3
JobSeeker Payment	Ipswich	25.0
JobSeeker Payment	Inverell	23.5
JobSeeker Payment	Inner West	31.1
JobSeeker Payment	Indigo	26.1
JobSeeker Payment	Huon Valley	27.3
JobSeeker Payment	Hunters Hill	31.3
JobSeeker Payment	Hume (C)	95.0
JobSeeker Payment	Hume	30.9
JobSeeker Payment	Horsham	28.6
JobSeeker Payment	Hornsby	33.8
JobSeeker Payment	Hope Vale	11.6
JobSeeker Payment	Holdfast Bay	30.6
JobSeeker Payment	Hobsons Bay	29.1
JobSeeker Payment	Hobart	27.8
JobSeeker Payment	Hindmarsh	36.6
JobSeeker Payment	Hinchinbrook	22.9
JobSeeker Payment	Hilltops	21.8
JobSeeker Payment	Hebburn	29.5
JobSeeker Payment	Hay	17.6
JobSeeker Payment	Hawkesbury	26.7
JobSeeker Payment	Harvey	29.8
JobSeeker Payment	Halls Creek	12.0
JobSeeker Payment	Gympie	25.4
JobSeeker Payment	Gwydir	26.1
JobSeeker Payment	Gunnedah	25.8
JobSeeker Payment	Griffith	23.7
JobSeeker Payment	Greater Shepparton	24.1
JobSeeker Payment	Greater Hume	30.0
JobSeeker Payment	Greater Geraldton	20.8
JobSeeker Payment	Greater Geelong	28.7
JobSeeker Payment	Greater Dandenong	27.5
JobSeeker Payment	Greater Bendigo	27.9
JobSeeker Payment	Grant	22.7
JobSeeker Payment	Goyder	28.9
JobSeeker Payment	Goulburn Mulwaree	25.3
JobSeeker Payment	Gosnells	25.8
JobSeeker Payment	Goondiwindi	15.5
JobSeeker Payment	Goomalling	11.9
JobSeeker Payment	Golden Plains	31.0
JobSeeker Payment	Gold Coast	29.7
JobSeeker Payment	Gnowangerup	30.4
JobSeeker Payment	Glenorchy	24.0
JobSeeker Payment	Glenelg	22.1
JobSeeker Payment	Glen Innes Severn	29.1
JobSeeker Payment	Glen Eira	32.2
JobSeeker Payment	Glamorgan-Spring Bay	27.6
JobSeeker Payment	Gladstone	23.5
JobSeeker Payment	Gingin	25.5
JobSeeker Payment	Gilgandra	35.4

Social Security and Welfare by Local Government Area Average Days to Process - 1 July 2023 - 31 Dec 2023

Service Reason	Local Government Area	Average Days to Process
JobSeeker Payment	Georges River	32.7
JobSeeker Payment	George Town	25.0
JobSeeker Payment	Gawler	22.0
JobSeeker Payment	Gannawarra	30.6
JobSeeker Payment	Fremantle	23.8
JobSeeker Payment	Fraser Coast (R)	76.0
JobSeeker Payment	Fraser Coast	25.9
JobSeeker Payment	Frankston	28.1
JobSeeker Payment	Franklin Harbour	20.9
JobSeeker Payment	Forbes	23.3
JobSeeker Payment	Flinders Ranges	21.6
JobSeeker Payment	Flinders (Tas.)	18.3
JobSeeker Payment	Flinders (Qld)	24.2
JobSeeker Payment	Federation	25.5
JobSeeker Payment	Fairfield	28.5
JobSeeker Payment	Exmouth	29.5
JobSeeker Payment	Eurobodalla	19.2
JobSeeker Payment	Etheridge	22.0
JobSeeker Payment	Esperance	20.2
JobSeeker Payment	Elliston	23.6
JobSeeker Payment	Edward River	23.5
JobSeeker Payment	East Pilbara	12.0
JobSeeker Payment	East Gippsland	23.3
JobSeeker Payment	East Fremantle	22.9
JobSeeker Payment	East Arnhem	6.4
JobSeeker Payment	Dungog	32.7
JobSeeker Payment	Dundas	18.6
JobSeeker Payment	Dumpleyung	26.6
JobSeeker Payment	Dubbo	20.6
JobSeeker Payment	Dowrin	33.6
JobSeeker Payment	Douglas	24.4
JobSeeker Payment	Dorset	29.7
JobSeeker Payment	Doomadgee	9.7
JobSeeker Payment	Donnybrook-Balingup	27.6
JobSeeker Payment	Devonport	23.5
JobSeeker Payment	Derwent Valley	27.6
JobSeeker Payment	Derby-West Kimberley	9.0
JobSeeker Payment	Denmark	30.0
JobSeeker Payment	Darwin	18.0
JobSeeker Payment	Darebin	29.8
JobSeeker Payment	Dardanup	28.1
JobSeeker Payment	Dandaragan	31.7
JobSeeker Payment	Dalwallinu	21.1
JobSeeker Payment	Cunderdin	11.5
JobSeeker Payment	Cumberland	29.8
JobSeeker Payment	Cue	13.6
JobSeeker Payment	Cuballing	22.6
JobSeeker Payment	Croydon	53.8
JobSeeker Payment	Cranbrook	35.7
JobSeeker Payment	Cowra	11.8
JobSeeker Payment	Cottesloe	28.9
JobSeeker Payment	Corrigin	32.1
JobSeeker Payment	Corangamite	27.7
JobSeeker Payment	Copper Coast	26.8

Social Security and Welfare by Local Government Area Average Days to Process - 1 July 2023 - 31 Dec 2023

Service Reason	Local Government Area	Average Days to Process
JobSeeker Payment	Cootamundra-Gundagai	22.7
JobSeeker Payment	Coorow	41.5
JobSeeker Payment	Coorong	24.4
JobSeeker Payment	Coonamble	17.9
JobSeeker Payment	Coomalle	18.6
JobSeeker Payment	Coolgardie	20.1
JobSeeker Payment	Coolamon	26.1
JobSeeker Payment	Cook	16.1
JobSeeker Payment	Cooper Pedy	22.2
JobSeeker Payment	Collie	33.1
JobSeeker Payment	Colac Otway	25.6
JobSeeker Payment	Coffs Harbour	24.8
JobSeeker Payment	Cockburn	26.8
JobSeeker Payment	Cobar	24.9
JobSeeker Payment	Cloncurry	18.7
JobSeeker Payment	Cleve	24.3
JobSeeker Payment	Clarence Valley	23.8
JobSeeker Payment	Clarence	28.6
JobSeeker Payment	Claremont	26.9
JobSeeker Payment	Clare and Gilbert Valleys	32.6
JobSeeker Payment	Circular Head	26.7
JobSeeker Payment	Christmas Island	36.8
JobSeeker Payment	Chittering	26.9
JobSeeker Payment	Cherbourg	12.4
JobSeeker Payment	Charters Towers	18.8
JobSeeker Payment	Charles Sturt	27.3
JobSeeker Payment	Chapman Valley	28.9
JobSeeker Payment	Cessnock	24.5
JobSeeker Payment	Central Highlands (Tas.)	21.2
JobSeeker Payment	Central Highlands (Qld)	22.5
JobSeeker Payment	Central Goldfields	20.8
JobSeeker Payment	Central Desert	3.3
JobSeeker Payment	Central Darling	22.0
JobSeeker Payment	Central Coast (Tas.)	29.2
JobSeeker Payment	Central Coast (NSW)	28.2
JobSeeker Payment	Ceduna	12.6
JobSeeker Payment	Cassowary Coast	25.2
JobSeeker Payment	Casey	30.2
JobSeeker Payment	Carrathool	18.8
JobSeeker Payment	Carpentaria	4.7
JobSeeker Payment	Carnarvon	15.5
JobSeeker Payment	Carnamah	32.9
JobSeeker Payment	Cardinia	30.8
JobSeeker Payment	Capel	27.7
JobSeeker Payment	Canterbury-Bankstown	32.0
JobSeeker Payment	Canning	29.5
JobSeeker Payment	Canada Bay	35.5
JobSeeker Payment	Campbelltown (SA)	31.2
JobSeeker Payment	Campbelltown (NSW)	27.3
JobSeeker Payment	Campaspe	26.2
JobSeeker Payment	Camden	32.0
JobSeeker Payment	Cambridge	35.1
JobSeeker Payment	Cairns	24.0
JobSeeker Payment	Cabonne	27.6

Social Security and Welfare by Local Government Area Average Days to Process - 1 July 2023 - 31 Dec 2023

Service Reason	Local Government Area	Average Days to Process
JobSeeker Payment	Byron	30.8
JobSeeker Payment	Busseton	28.1
JobSeeker Payment	Burwood	31.1
JobSeeker Payment	Burnside	31.4
JobSeeker Payment	Burnie	25.5
JobSeeker Payment	Burke	24.8
JobSeeker Payment	Burdakin	21.6
JobSeeker Payment	Bundaberg	25.4
JobSeeker Payment	Bunbury	21.2
JobSeeker Payment	Buloke	24.9
JobSeeker Payment	Bulloo	16.0
JobSeeker Payment	Bruce Rock	19.2
JobSeeker Payment	Broomehill-Tambellup	21.0
JobSeeker Payment	Broome	22.3
JobSeeker Payment	Brookton	31.1
JobSeeker Payment	Broken Hill	20.7
JobSeeker Payment	Brisbane	27.5
JobSeeker Payment	Brimbank	29.7
JobSeeker Payment	Brighton	24.7
JobSeeker Payment	Bridgetown-Greenbushes	16.2
JobSeeker Payment	Brewarrina	14.3
JobSeeker Payment	Break O'Day	34.1
JobSeeker Payment	Boyup Brook	24.7
JobSeeker Payment	Bourke	14.3
JobSeeker Payment	Boullia	4.3
JobSeeker Payment	Boroondara	33.2
JobSeeker Payment	Bogan	21.1
JobSeeker Payment	Boddington	34.5
JobSeeker Payment	Blue Mountains	30.1
JobSeeker Payment	Blayney	22.1
JobSeeker Payment	Bland	28.7
JobSeeker Payment	Blacktown	29.3
JobSeeker Payment	Blackall Tambo	20.7
JobSeeker Payment	Beverley	32.6
JobSeeker Payment	Berrigan	26.0
JobSeeker Payment	Berri Barmera	22.4
JobSeeker Payment	Benalla	23.4
JobSeeker Payment	Belyuen	15.4
JobSeeker Payment	Belmont	23.8
JobSeeker Payment	Bellingen	29.9
JobSeeker Payment	Bega Valley	26.9
JobSeeker Payment	Bayswater	29.8
JobSeeker Payment	Bayside (Vic.)	34.8
JobSeeker Payment	Bayside (NSW)	31.4
JobSeeker Payment	Baw Baw	28.7
JobSeeker Payment	Bathurst	24.5
JobSeeker Payment	Bassendean	24.4
JobSeeker Payment	Bass Coast	33.1
JobSeeker Payment	Barunga West	29.2
JobSeeker Payment	Barossa	34.9
JobSeeker Payment	Barkly	7.1
JobSeeker Payment	Barcoo	36.0
JobSeeker Payment	Barcardine	15.4
JobSeeker Payment	Banyule	30.1

Social Security and Welfare by Local Government Area Average Days to Process - 1 July 2023 - 31 Dec 2023

Service Reason	Local Government Area	Average Days to Process
JobSeeker Payment	Banana	19.5
JobSeeker Payment	Balranald	25.5
JobSeeker Payment	Balonne	15.8
JobSeeker Payment	Ballina	24.9
JobSeeker Payment	Ballarat	27.3
JobSeeker Payment	Aurukun	1.3
JobSeeker Payment	Augusta Margaret River	34.0
JobSeeker Payment	Ashburton	17.2
JobSeeker Payment	Armidale	20.7
JobSeeker Payment	Armadale	26.1
JobSeeker Payment	Ararat	25.3
JobSeeker Payment	Anangu Pitjantjatjara Yankunytjatjara	9.4
JobSeeker Payment	Alpine	32.4
JobSeeker Payment	Alice Springs	9.5
JobSeeker Payment	Alexandrina	32.6
JobSeeker Payment	Albury	22.7
JobSeeker Payment	Albany	24.9
JobSeeker Payment	Adelaide Plains	28.5
JobSeeker Payment	Adelaide Hills	34.8
JobSeeker Payment	Adelaide	16.3
Low Income Card	Yorke Peninsula	68.4
Low Income Card	York	0.0
Low Income Card	Yass Valley	83.6
Low Income Card	Yarriamblack	78.1
Low Income Card	Yarrabah	111.0
Low Income Card	Yarra Ranges	72.6
Low Income Card	Yarra	79.3
Low Income Card	Yankalilla	59.3
Low Income Card	Yalgoo	71.0
Low Income Card	Wyndham-East Kimberley	65.0
Low Income Card	Wyndham	76.5
Low Income Card	Wujal Wujal	21.0
Low Income Card	Wudinna	183.0
Low Income Card	Woorabinda	99.0
Low Income Card	Woolahra	77.8
Low Income Card	Woodanilling	94.0
Low Income Card	Wollongong	75.1
Low Income Card	Wollondilly	80.8
Low Income Card	Wodonga	71.4
Low Income Card	Wingecarribee	71.0
Low Income Card	Willoughby	67.6
Low Income Card	Williams	77.0
Low Income Card	Wickepin	70.0
Low Income Card	Whyalla	64.7
Low Income Card	Whitesea	74.4
Low Income Card	Whitsunday	71.9
Low Income Card	Whitehorse	70.1
Low Income Card	Western Downs	79.9
Low Income Card	West Wimmera	87.2
Low Income Card	West Torrens	76.3
Low Income Card	West Tamar	70.1
Low Income Card	West Coast	81.0
Low Income Card	Wentworth	63.9
Low Income Card	Wellington	59.2

Social Security and Welfare by Local Government Area Average Days to Process - 1 July 2023 - 31 Dec 2023

Service Reason	Local Government Area	Average Days to Process
Low Income Card	Weipa	83.0
Low Income Card	Weddin	74.3
Low Income Card	Waverley	67.4
Low Income Card	Wattle Range	72.1
Low Income Card	Warrumbungle	83.8
Low Income Card	Warrnambool	75.5
Low Income Card	Waroona	57.0
Low Income Card	Waratah-Wynyard	64.6
Low Income Card	Wanneroo	75.5
Low Income Card	Wangaratta	62.5
Low Income Card	Wandering	11.0
Low Income Card	Walkerville	61.1
Low Income Card	Walgett	67.3
Low Income Card	Walcha	90.8
Low Income Card	Wakefield	61.4
Low Income Card	Wagin	79.0
Low Income Card	Wagga Wagga	78.9
Low Income Card	Vincent	75.4
Low Income Card	Victoria Plains	0.0
Low Income Card	Victoria Park	72.0
Low Income Card	Victoria Daly	54.0
Low Income Card	Victor Harbor	71.8
Low Income Card	Uralla	51.0
Low Income Card	Upper Lachlan	59.0
Low Income Card	Upper Hunter	55.4
Low Income Card	Unley	69.0
Low Income Card	Unincorporated Vic	78.3
Low Income Card	Unincorporated SA	63.5
Low Income Card	Unincorporated NT	36.7
Low Income Card	Unincorporated ACT	71.8
Low Income Card	Tweed	70.3
Low Income Card	Tumby Bay	63.0
Low Income Card	Trayning	2.0
Low Income Card	Towong	76.4
Low Income Card	Townsville	78.0
Low Income Card	Torres Strait Island	119.0
Low Income Card	Torres	78.0
Low Income Card	Toowoomba	70.7
Low Income Card	Toodyay	78.1
Low Income Card	Tiwi Islands	10.0
Low Income Card	The Hills	74.8
Low Income Card	Tenterfield	49.6
Low Income Card	Temora	57.8
Low Income Card	Tea Tree Gully	71.5
Low Income Card	Tatara	62.5
Low Income Card	Tasman	61.0
Low Income Card	Tamworth	85.2
Low Income Card	Tablelands	64.2
Low Income Card	Sydney	76.6
Low Income Card	Swan Hill	63.8
Low Income Card	Swan	74.6
Low Income Card	Sutherland	82.3
Low Income Card	Surf Coast	68.2
Low Income Card	Sunshine Coast	75.0

Social Security and Welfare by Local Government Area Average Days to Process - 1 July 2023 - 31 Dec 2023

Service Reason	Local Government Area	Average Days to Process
Low Income Card	Subiaco	63.7
Low Income Card	Streaky Bay	81.5
Low Income Card	Strathfield	76.1
Low Income Card	Strathbogie	55.3
Low Income Card	Stonnington	75.7
Low Income Card	Stirling	70.8
Low Income Card	Southern Midlands	70.1
Low Income Card	Southern Mallee	0.0
Low Income Card	Southern Grampians	62.0
Low Income Card	Southern Downs	63.7
Low Income Card	South Perth	72.7
Low Income Card	South Gippsland	61.8
Low Income Card	South Burnett	67.5
Low Income Card	Sorell	69.3
Low Income Card	Somerset	63.0
Low Income Card	Snowy Valleys	84.1
Low Income Card	Snowy Monaro	52.8
Low Income Card	Singleton	72.0
Low Income Card	Shoalhaven	65.9
Low Income Card	Shellharbour	69.7
Low Income Card	Shark Bay	105.0
Low Income Card	Serpentine-Jarrahdale	80.3
Low Income Card	Scenic Rim	73.5
Low Income Card	Salisbury	77.3
Low Income Card	Ryde	82.2
Low Income Card	Roxby Downs	30.0
Low Income Card	Roper Gulf	0.0
Low Income Card	Rockingham	73.6
Low Income Card	Rockhampton	79.7
Low Income Card	Robe	73.0
Low Income Card	Richmond Valley	76.2
Low Income Card	Renmark Paringa	69.2
Low Income Card	Redland	71.0
Low Income Card	Ravensthorpe	84.0
Low Income Card	Randwick	75.4
Low Income Card	Queenscliffe	50.7
Low Income Card	Queanbeyan-Palerang	78.4
Low Income Card	Quairading	0.0
Low Income Card	Pyrenees	53.7
Low Income Card	Prospect	86.9
Low Income Card	Port Stephens	71.9
Low Income Card	Port Pirie	76.9
Low Income Card	Port Phillip	71.5
Low Income Card	Port Macquarie-Hastings	74.3
Low Income Card	Port Lincoln	80.0
Low Income Card	Port Hedland	91.3
Low Income Card	Port Augusta	73.3
Low Income Card	Port Adelaide Enfield	73.3
Low Income Card	Playford	74.9
Low Income Card	Plantagenet	93.7
Low Income Card	Pingelly	0.0
Low Income Card	Peterborough	88.0
Low Income Card	Perth	73.9
Low Income Card	Perth	75.4

Social Security and Welfare by Local Government Area Average Days to Process - 1 July 2023 - 31 Dec 2023

Service Reason	Local Government Area	Average Days to Process
Low Income Card	Parramatta	79.8
Low Income Card	Paroo	97.0
Low Income Card	Parkes	75.1
Low Income Card	Palmerston	71.0
Low Income Card	Orroroo Carrieton	40.0
Low Income Card	Orange	94.0
Low Income Card	Onkaparinga	76.4
Low Income Card	Oberon	83.2
Low Income Card	Norwood Payneham and St Peters	74.8
Low Income Card	Northern Peninsula Area	121.0
Low Income Card	Northern Midlands	76.2
Low Income Card	Northern Grampians	52.1
Low Income Card	Northern Beaches	69.1
Low Income Card	Northern Areas	89.6
Low Income Card	Northampton	72.5
Low Income Card	Northam	71.5
Low Income Card	North Sydney	74.3
Low Income Card	North Burnett	79.9
Low Income Card	Noosa	77.4
Low Income Card	Nillumbik	68.3
Low Income Card	Ngaanyatarraku	115.0
Low Income Card	Newcastle	76.4
Low Income Card	Nedlands	81.5
Low Income Card	Narromine	88.7
Low Income Card	Narrogin	72.3
Low Income Card	Narrandera	59.3
Low Income Card	Narrabri	62.6
Low Income Card	Narembeen	62.7
Low Income Card	Naracoorte Lucindale	89.1
Low Income Card	Napranum	80.0
Low Income Card	Nannup	64.0
Low Income Card	Nambucca Valley	70.0
Low Income Card	Muswellbrook	83.0
Low Income Card	Murweh	64.0
Low Income Card	Murrumbidgee	70.0
Low Income Card	Murrindindi	67.1
Low Income Card	Murray River	66.4
Low Income Card	Murray Bridge	76.0
Low Income Card	Murray	66.0
Low Income Card	Mundaring	72.1
Low Income Card	Moyne	70.8
Low Income Card	Mount Remarkable	67.5
Low Income Card	Mount Isa	93.8
Low Income Card	Mount Gambier	72.1
Low Income Card	Mount Barker	67.8
Low Income Card	Mount Alexander	70.0
Low Income Card	Mosman Park	97.5
Low Income Card	Mosman	66.2
Low Income Card	Mornington Peninsula	71.7
Low Income Card	Moreton Bay	73.4
Low Income Card	Moreland	74.4
Low Income Card	More Plains	59.9
Low Income Card	Moorabool	78.6
Low Income Card	Moora	81.5

Social Security and Welfare by Local Government Area Average Days to Process - 1 July 2023 - 31 Dec 2023

Service Reason	Local Government Area	Average Days to Process
Low Income Card	Moonee Valley	71.8
Low Income Card	Monash	70.4
Low Income Card	Moira	63.9
Low Income Card	Mitchell	76.1
Low Income Card	Mitcham	78.5
Low Income Card	Mildura	72.6
Low Income Card	Mid-Western	69.2
Low Income Card	Mid-Coast	73.3
Low Income Card	Mid Murray	64.3
Low Income Card	Merredin	72.9
Low Income Card	Melville	64.7
Low Income Card	Melton	75.9
Low Income Card	Melbourne	73.5
Low Income Card	Meander Valley	81.4
Low Income Card	Maroondah	68.8
Low Income Card	Marion	75.2
Low Income Card	Maribyrnong	76.9
Low Income Card	Mareeba	79.1
Low Income Card	Maranoa	89.8
Low Income Card	Mansfield	58.6
Low Income Card	Manningham	71.1
Low Income Card	Manjimmup	86.4
Low Income Card	Mandurah	75.4
Low Income Card	Maitland	83.6
Low Income Card	Mackay	70.5
Low Income Card	Macedon Ranges	68.7
Low Income Card	MacDonnell	12.5
Low Income Card	Loxton Walkerie	66.3
Low Income Card	Lower Eyre Peninsula	72.0
Low Income Card	Longreach	68.2
Low Income Card	Logan	75.6
Low Income Card	Loddon	64.7
Low Income Card	Lockyer Valley	73.7
Low Income Card	Lockhart	68.0
Low Income Card	Livingstone	63.1
Low Income Card	Liverpool Plains	85.3
Low Income Card	Liverpool	79.2
Low Income Card	Lithgow	84.9
Low Income Card	Litchfield	66.5
Low Income Card	Lismore	64.0
Low Income Card	Light	71.9
Low Income Card	Leonora	115.0
Low Income Card	Leeton	80.4
Low Income Card	Launceston	64.9
Low Income Card	Latrobe (Vic.)	66.9
Low Income Card	Latrobe (Tas.)	45.1
Low Income Card	Lane Cove	89.9
Low Income Card	Lake Macquarie	77.8
Low Income Card	Lachlan	93.3
Low Income Card	Kyogle	74.0
Low Income Card	Kwinana	76.1
Low Income Card	Ku-ring-gai	82.5
Low Income Card	Kondinin	0.0
Low Income Card	Knox	71.7

Social Security and Welfare by Local Government Area Average Days to Process - 1 July 2023 - 31 Dec 2023

Service Reason	Local Government Area	Average Days to Process
Low Income Card	Kingston (Vic.)	66.4
Low Income Card	Kingston (SA)	99.2
Low Income Card	Kingborough	64.3
Low Income Card	King Island	87.5
Low Income Card	Kimba	113.0
Low Income Card	Kiama	61.2
Low Income Card	Kentish	61.2
Low Income Card	Kent	30.0
Low Income Card	Kempsey	76.5
Low Income Card	Kellerberrin	56.5
Low Income Card	Katherine	32.0
Low Income Card	Katanning	79.4
Low Income Card	Karratha	84.8
Low Income Card	Karoonda East Murray	56.6
Low Income Card	Kangaroo Island	75.0
Low Income Card	Kalgoorlie-Boulder	78.8
Low Income Card	Kalamunda	76.3
Low Income Card	June	71.3
Low Income Card	Joondalup	76.1
Low Income Card	Jerramungup	25.0
Low Income Card	Isaac	61.3
Low Income Card	Irwin	21.5
Low Income Card	Ipswich	73.0
Low Income Card	Inverell	53.4
Low Income Card	Inner West	78.5
Low Income Card	Indigo	84.2
Low Income Card	Huon Valley	66.8
Low Income Card	Hunters Hill	62.0
Low Income Card	Hume	73.2
Low Income Card	Horsham	72.9
Low Income Card	Hornsby	72.2
Low Income Card	Holdfast Bay	69.4
Low Income Card	Hobsons Bay	73.6
Low Income Card	Hobart	71.6
Low Income Card	Hindmarsh	71.6
Low Income Card	Hinchinbrook	53.5
Low Income Card	Hilltops	40.7
Low Income Card	Hepburn	69.3
Low Income Card	Hay	55.1
Low Income Card	Hawkesbury	73.8
Low Income Card	Harvey	75.1
Low Income Card	Gympie	75.9
Low Income Card	Gwydir	76.2
Low Income Card	Gunnedah	55.9
Low Income Card	Griffith	67.0
Low Income Card	Greater Shepparton	70.5
Low Income Card	Greater Hume	77.0
Low Income Card	Greater Geraldton	71.9
Low Income Card	Greater Geelong	71.1
Low Income Card	Greater Dandenong	69.8
Low Income Card	Greater Bendigo	77.5
Low Income Card	Grant	87.4
Low Income Card	Goyder	93.0
Low Income Card	Goulburn Mulwaree	64.5

Social Security and Welfare by Local Government Area Average Days to Process - 1 July 2023 - 31 Dec 2023

Service Reason	Local Government Area	Average Days to Process
Low Income Card	Gosnells	68.2
Low Income Card	Goondiwindi	52.7
Low Income Card	Goomalling	93.0
Low Income Card	Golden Plains	66.9
Low Income Card	Gold Coast	75.8
Low Income Card	Gnowangerup	114.0
Low Income Card	Glenorchy	63.2
Low Income Card	Glenelg	51.6
Low Income Card	Glen Innes Severn	59.6
Low Income Card	Glen Eira	66.8
Low Income Card	Glamorgan-Spring Bay	86.4
Low Income Card	Gladstone	77.8
Low Income Card	Gingin	112.0
Low Income Card	Gilgandra	86.0
Low Income Card	Georges River	72.3
Low Income Card	George Town	79.1
Low Income Card	Gawler	73.9
Low Income Card	Gannawarra	84.6
Low Income Card	Fremantle	71.0
Low Income Card	Fraser Coast	72.8
Low Income Card	Frankston	73.9
Low Income Card	Franklin Harbour	113.0
Low Income Card	Forbes	97.2
Low Income Card	Flinders (Tas.)	0.0
Low Income Card	Federation	71.9
Low Income Card	Fairfield	77.1
Low Income Card	Exmouth	63.5
Low Income Card	Eurobodalla	58.3
Low Income Card	Esperance	66.0
Low Income Card	Elliston	29.5
Low Income Card	Edward River	43.4
Low Income Card	East Pilbara	84.6
Low Income Card	East Gippsland	63.8
Low Income Card	East Fremantle	66.8
Low Income Card	East Arnhem	63.0
Low Income Card	Dungog	72.9
Low Income Card	Dubbo	74.2
Low Income Card	Douglas	74.7
Low Income Card	Dorset	58.7
Low Income Card	Donnybrook-Balingup	72.7
Low Income Card	Devonport	61.2
Low Income Card	Derwent Valley	69.8
Low Income Card	Derby-West Kimberley	125.0
Low Income Card	Denmark	58.6
Low Income Card	Darwin	80.3
Low Income Card	Darebin	74.3
Low Income Card	Dardanup	68.2
Low Income Card	Dandaragan	65.0
Low Income Card	Cunderdin	130.0
Low Income Card	Cumberland	72.0
Low Income Card	Cuballing	63.5
Low Income Card	Croydon	133.0
Low Income Card	Cranbrook	93.7
Low Income Card	Cowra	65.1

Social Security and Welfare by Local Government Area Average Days to Process - 1 July 2023 - 31 Dec 2023

Service Reason	Local Government Area	Average Days to Process
Low Income Card	Cottesloe	92.3
Low Income Card	Corrigin	11.0
Low Income Card	Corangamite	66.5
Low Income Card	Copper Coast	70.4
Low Income Card	Cootamundra-Gundagai	88.3
Low Income Card	Coorong	86.2
Low Income Card	Coonamble	108.0
Low Income Card	Coomalle	58.0
Low Income Card	Coolgardie	73.0
Low Income Card	Coolamon	38.0
Low Income Card	Cook	63.2
Low Income Card	Cooper Pedy	124.0
Low Income Card	Collie	63.7
Low Income Card	Colac Otway	67.6
Low Income Card	Coffs Harbour (C)	40.0
Low Income Card	Coffs Harbour	81.5
Low Income Card	Cockburn	71.1
Low Income Card	Cobar	95.7
Low Income Card	Cloncurry	90.0
Low Income Card	Cleve	70.0
Low Income Card	Clarence Valley	69.7
Low Income Card	Clarence	69.0
Low Income Card	Claremont	77.6
Low Income Card	Clare and Gilbert Valleys	60.1
Low Income Card	Circular Head	58.5
Low Income Card	Christmas Island	64.0
Low Income Card	Chittering	95.3
Low Income Card	Cherbourg	82.7
Low Income Card	Charters Towers	76.8
Low Income Card	Charles Sturt	77.8
Low Income Card	Chapman Valley	120.0
Low Income Card	Cessnock	78.3
Low Income Card	Central Highlands (Tas.)	54.3
Low Income Card	Central Highlands (Qld)	82.7
Low Income Card	Central Goldfields	44.0
Low Income Card	Central Desert	0.0
Low Income Card	Central Darling	0.0
Low Income Card	Central Coast (Tas.)	66.0
Low Income Card	Central Coast (NSW)	76.6
Low Income Card	Ceduna	31.3
Low Income Card	Cassowary Coast	66.8
Low Income Card	Casey	74.4
Low Income Card	Carrathool	94.0
Low Income Card	Carpentaria	0.0
Low Income Card	Carnarvon	18.7
Low Income Card	Carnamah	16.0
Low Income Card	Cardinia	79.7
Low Income Card	Capel	85.1
Low Income Card	Canterbury-Bankstown	78.7
Low Income Card	Canning	71.4
Low Income Card	Canada Bay	72.8
Low Income Card	Campbelltown (SA)	77.6
Low Income Card	Campbelltown (NSW)	76.5
Low Income Card	Campaspe	75.6

Social Security and Welfare by Local Government Area Average Days to Process - 1 July 2023 - 31 Dec 2023

Service Reason	Local Government Area	Average Days to Process
Low Income Card	Camden	73.7
Low Income Card	Cambridge	67.8
Low Income Card	Cairns	76.4
Low Income Card	Cabonne	56.5
Low Income Card	Byron	68.8
Low Income Card	Busseton	64.9
Low Income Card	Burwood	71.1
Low Income Card	Burnside	69.7
Low Income Card	Burnie	61.9
Low Income Card	Burdakin	72.4
Low Income Card	Bundaberg	76.0
Low Income Card	Bunbury	69.5
Low Income Card	Buloke	80.3
Low Income Card	Bruce Rock	2.0
Low Income Card	Broome	93.3
Low Income Card	Broken Hill	87.1
Low Income Card	Brisbane	74.7
Low Income Card	Brimbank	71.2
Low Income Card	Brighton	67.6
Low Income Card	Bridgetown-Greenbushes	103.0
Low Income Card	Brewarrina	10.0
Low Income Card	Break O'Day	81.2
Low Income Card	Boyup Brook	61.8
Low Income Card	Borroondara	75.4
Low Income Card	Bogan	88.0
Low Income Card	Boddington	89.6
Low Income Card	Blue Mountains	69.9
Low Income Card	Blayney	66.3
Low Income Card	Bland	75.5
Low Income Card	Blacktown	73.9
Low Income Card	Blackall Tambo	115.0
Low Income Card	Beverley	51.3
Low Income Card	Berrigan	85.4
Low Income Card	Berri Barmera	40.4
Low Income Card	Benalla	62.4
Low Income Card	Belmont	71.4
Low Income Card	Bellingen	77.1
Low Income Card	Bega Valley	61.7
Low Income Card	Bayswater	66.4
Low Income Card	Bayside (Vic.)	72.4
Low Income Card	Bayside (NSW)	68.9
Low Income Card	Baw Baw	70.0
Low Income Card	Bathurst	79.8
Low Income Card	Bassendean	62.5
Low Income Card	Bass Coast	73.1
Low Income Card	Barunga West	49.5
Low Income Card	Barossa	77.9
Low Income Card	Barkly	87.0
Low Income Card	Barcardine	44.3
Low Income Card	Banyule	71.2
Low Income Card	Banana	62.9
Low Income Card	Balranald	77.5
Low Income Card	Balonne	81.6
Low Income Card	Ballina	73.7

Social Security and Welfare by Local Government Area Average Days to Process - 1 July 2023 - 31 Dec 2023

Service Reason	Local Government Area	Average Days to Process
Low Income Card	Ballarat	69.4
Low Income Card	Aurukun	56.5
Low Income Card	Augusta Margaret River	75.4
Low Income Card	Ashburton	114.0
Low Income Card	Armidale	72.8
Low Income Card	Armadale	72.2
Low Income Card	Ararat	46.1
Low Income Card	Anangu Pitjantjatjara Yankunytjatjara	58.0
Low Income Card	Alpine	69.4
Low Income Card	Alice Springs	54.3
Low Income Card	Alexandrina	71.5
Low Income Card	Albury	80.9
Low Income Card	Albany	80.7
Low Income Card	Adelaide Plains	82.7
Low Income Card	Adelaide Hills	84.2
Low Income Card	Adelaide	78.6
Mobility Allowance	Yorke Peninsula	0.0
Mobility Allowance	York	21.0
Mobility Allowance	Yass Valley	18.1
Mobility Allowance	Yarriambiack	40.0
Mobility Allowance	Yarrabah	20.7
Mobility Allowance	Yarra Ranges	23.5
Mobility Allowance	Yarra	24.9
Mobility Allowance	Yankalilla	10.5
Mobility Allowance	Wyndham	21.6
Mobility Allowance	Woolahra	14.7
Mobility Allowance	Wongan-Ballidu	21.0
Mobility Allowance	Wollongong	23.3
Mobility Allowance	Wollondilly	24.0
Mobility Allowance	Wodonga	31.3
Mobility Allowance	Wingecarribee	21.0
Mobility Allowance	Willoughby	20.6
Mobility Allowance	Whyalla	22.0
Mobility Allowance	Whitlsea	25.1
Mobility Allowance	Whitsunday	24.5
Mobility Allowance	Whitehorse	23.5
Mobility Allowance	Western Downs	27.2
Mobility Allowance	West Torrens	22.9
Mobility Allowance	West Tamar	20.3
Mobility Allowance	West Coast	21.0
Mobility Allowance	Wellington	19.6
Mobility Allowance	Waverley	14.3
Mobility Allowance	Warrumbungle	21.0
Mobility Allowance	Warrnambool	20.0
Mobility Allowance	Waroon	21.0
Mobility Allowance	Waratah-Wynyard	21.0
Mobility Allowance	Wanneroo	23.8
Mobility Allowance	Wangaratta	21.0
Mobility Allowance	Walkerville	21.0
Mobility Allowance	Walgett	21.0
Mobility Allowance	Walcha	40.0
Mobility Allowance	Wakefield	23.5
Mobility Allowance	Wagga Wagga	21.9
Mobility Allowance	Vincent	28.0

Social Security and Welfare by Local Government Area Average Days to Process - 1 July 2023 - 31 Dec 2023

Service Reason	Local Government Area	Average Days to Process
Mobility Allowance	Victoria Park	24.7
Mobility Allowance	Victor Harbor	21.0
Mobility Allowance	Upper Lachlan	21.0
Mobility Allowance	Unley	19.0
Mobility Allowance	Unincorporated SA	21.0
Mobility Allowance	Unincorporated ACT	23.1
Mobility Allowance	Tweed	16.9
Mobility Allowance	Towong	22.0
Mobility Allowance	Townsville	21.7
Mobility Allowance	Toowoomba	25.2
Mobility Allowance	The Hills	23.4
Mobility Allowance	Tenterfield	21.0
Mobility Allowance	Tea Tree Gully	20.0
Mobility Allowance	Tamworth	19.8
Mobility Allowance	Tablelands	22.7
Mobility Allowance	Sydney	22.5
Mobility Allowance	Swan Hill	24.3
Mobility Allowance	Swan	23.2
Mobility Allowance	Sutherland	20.0
Mobility Allowance	Surf Coast	21.0
Mobility Allowance	Sunshine Coast	24.6
Mobility Allowance	Subiaco	31.0
Mobility Allowance	Strathfield	25.8
Mobility Allowance	Stonnington	20.7
Mobility Allowance	Stirling	22.4
Mobility Allowance	Southern Gramplians	41.0
Mobility Allowance	Southern Downs	21.8
Mobility Allowance	South Perth	24.5
Mobility Allowance	South Gippsland	21.0
Mobility Allowance	South Burnett	23.8
Mobility Allowance	Sorell	19.7
Mobility Allowance	Somerset	33.0
Mobility Allowance	Snowy Monaro	21.0
Mobility Allowance	Singleton	21.0
Mobility Allowance	Shoalhaven	21.5
Mobility Allowance	Shellharbour	21.8
Mobility Allowance	Serpentine-Jarrahdale	20.0
Mobility Allowance	Scenic Rim	20.9
Mobility Allowance	Salisbury	23.8
Mobility Allowance	Ryde	29.2
Mobility Allowance	Rockingham	21.7
Mobility Allowance	Rockhampton	24.0
Mobility Allowance	Richmond Valley	23.9
Mobility Allowance	Redland	22.8
Mobility Allowance	Randwick	24.3
Mobility Allowance	Queenscliffe	21.0
Mobility Allowance	Pyrenees	21.0
Mobility Allowance	Prospect	27.0
Mobility Allowance	Port Stephens	29.9
Mobility Allowance	Port Pirie	20.2
Mobility Allowance	Port Phillip	22.1
Mobility Allowance	Port Macquarie-Hastings	22.3
Mobility Allowance	Port Lincoln	21.0
Mobility Allowance	Port Augusta	15.8

Social Security and Welfare by Local Government Area Average Days to Process - 1 July 2023 - 31 Dec 2023

Service Reason	Local Government Area	Average Days to Process
Mobility Allowance	Port Adelaide Enfield	19.1
Mobility Allowance	Playford	25.6
Mobility Allowance	Perth	20.8
Mobility Allowance	Perinth	23.4
Mobility Allowance	Parramatta	23.8
Mobility Allowance	Parkes	22.2
Mobility Allowance	Palmerston	21.8
Mobility Allowance	Orange	24.4
Mobility Allowance	Onkaparinga	22.9
Mobility Allowance	Norwood Payneham and St Peters	21.4
Mobility Allowance	Northern Gramplians	25.0
Mobility Allowance	Northern Beaches	27.9
Mobility Allowance	Northern Areas	21.0
Mobility Allowance	Northam	23.0
Mobility Allowance	North Sydney	25.5
Mobility Allowance	Noosa	28.7
Mobility Allowance	Nullumbik	28.7
Mobility Allowance	Ngaanyatjarraku	21.0
Mobility Allowance	Newcastle	22.5
Mobility Allowance	Nedlands	21.0
Mobility Allowance	Narromine	18.0
Mobility Allowance	Narrandera	21.0
Mobility Allowance	Narrabri	24.3
Mobility Allowance	Naracoorte Lucindale	21.0
Mobility Allowance	Nannup	21.0
Mobility Allowance	Nambucca Valley	27.9
Mobility Allowance	Muswellbrook	21.2
Mobility Allowance	Murweh	20.0
Mobility Allowance	Murrindindi	30.5
Mobility Allowance	Murray Bridge	27.8
Mobility Allowance	Murray	21.0
Mobility Allowance	Mundaring	27.3
Mobility Allowance	Moyne	21.0
Mobility Allowance	Mount Remarkable	21.0
Mobility Allowance	Mount Isa	0.0
Mobility Allowance	Mount Gambier	21.6
Mobility Allowance	Mount Barker	33.8
Mobility Allowance	Mount Alexander	21.3
Mobility Allowance	Mosman	23.0
Mobility Allowance	Mornington Peninsula	30.8
Mobility Allowance	Moreton Bay	24.4
Mobility Allowance	Moreland	20.4
Mobility Allowance	Moorabool	18.8
Mobility Allowance	Moonee Valley	23.2
Mobility Allowance	Monash	23.5
Mobility Allowance	Moira	21.0
Mobility Allowance	Mitchell	20.0
Mobility Allowance	Mitcham	18.4
Mobility Allowance	Mildura	20.3
Mobility Allowance	Mid-Coast	21.6
Mobility Allowance	Mid Murray	26.0
Mobility Allowance	Merredin	24.5
Mobility Allowance	Melville	21.5
Mobility Allowance	Melton	23.6

Social Security and Welfare by Local Government Area Average Days to Process - 1 July 2023 - 31 Dec 2023

Service Reason	Local Government Area	Average Days to Process
Mobility Allowance	Melbourne	21.6
Mobility Allowance	Meander Valley	34.3
Mobility Allowance	MaroonDAH	21.5
Mobility Allowance	Marion	23.0
Mobility Allowance	Maribyrnong	22.7
Mobility Allowance	Maranoa	13.5
Mobility Allowance	Manningham	24.5
Mobility Allowance	Mandurah	22.4
Mobility Allowance	Maitland	26.5
Mobility Allowance	Mackay	24.9
Mobility Allowance	Macedon Ranges	26.0
Mobility Allowance	Loxton Walkerie	1.5
Mobility Allowance	Lower Eyre Peninsula	21.0
Mobility Allowance	Logan	22.9
Mobility Allowance	Loddon	22.5
Mobility Allowance	Lockyer Valley	25.6
Mobility Allowance	Livingstone	21.0
Mobility Allowance	Liverpool	22.5
Mobility Allowance	Lithgow	27.0
Mobility Allowance	Lismore	28.4
Mobility Allowance	Light	21.0
Mobility Allowance	Leonora	21.0
Mobility Allowance	Leeton	21.0
Mobility Allowance	Launceston	25.3
Mobility Allowance	Latrobe (Vic.)	25.3
Mobility Allowance	Lane Cove	21.0
Mobility Allowance	Lake Macquarie	24.3
Mobility Allowance	Lachlan	24.4
Mobility Allowance	Kyogle	20.0
Mobility Allowance	Kwinana	27.3
Mobility Allowance	Ku-ring-gai	21.9
Mobility Allowance	Knox	19.7
Mobility Allowance	Kingston (Vic.)	25.2
Mobility Allowance	Kingborough	15.9
Mobility Allowance	Kiama	21.0
Mobility Allowance	Kent	10.5
Mobility Allowance	Kempsey	22.9
Mobility Allowance	Katherine	21.0
Mobility Allowance	Katanning	31.0
Mobility Allowance	Karratha	31.5
Mobility Allowance	Kalgoorlie-Boulder	21.0
Mobility Allowance	Kalamunda	21.0
Mobility Allowance	June	21.0
Mobility Allowance	Joondalup	23.6
Mobility Allowance	Isaac	21.0
Mobility Allowance	Ipswich	22.3
Mobility Allowance	Inverell	30.5
Mobility Allowance	Inner West	23.4
Mobility Allowance	Huon Valley	29.6
Mobility Allowance	Hume	24.6
Mobility Allowance	Horsham	24.6
Mobility Allowance	Hornsby	20.5
Mobility Allowance	Holdfast Bay	20.0
Mobility Allowance	Hobsons Bay	30.6

Social Security and Welfare by Local Government Area Average Days to Process - 1 July 2023 - 31 Dec 2023

Service Reason	Local Government Area	Average Days to Process
Mobility Allowance	Hobart	22.7
Mobility Allowance	Hindmarsh	19.0
Mobility Allowance	Hinchinbrook	18.3
Mobility Allowance	Hepburn	29.5
Mobility Allowance	Hawkesbury	23.9
Mobility Allowance	Harvey	30.5
Mobility Allowance	Halls Creek	22.0
Mobility Allowance	Gympie	23.4
Mobility Allowance	Gwydir	21.0
Mobility Allowance	Gunnedah	21.0
Mobility Allowance	Griffith	27.3
Mobility Allowance	Greater Shepparton	26.2
Mobility Allowance	Greater Geraldton	30.3
Mobility Allowance	Greater Geelong	25.8
Mobility Allowance	Greater Dandenong	22.3
Mobility Allowance	Greater Bendigo	24.7
Mobility Allowance	Grant	22.0
Mobility Allowance	Goulburn Mulwaree	22.5
Mobility Allowance	Gosnells	25.0
Mobility Allowance	Goondiwindi	21.0
Mobility Allowance	Goomalling	20.0
Mobility Allowance	Golden Plains	13.5
Mobility Allowance	Gold Coast	25.2
Mobility Allowance	Glenorchy	19.3
Mobility Allowance	Glennelg	22.3
Mobility Allowance	Glen Innes Severn	20.4
Mobility Allowance	Glen Eira	22.5
Mobility Allowance	Glamorgan-Spring Bay	20.0
Mobility Allowance	Gladstone	26.5
Mobility Allowance	Gingin	10.5
Mobility Allowance	Gilgandra	25.0
Mobility Allowance	Georges River	23.4
Mobility Allowance	George Town	21.0
Mobility Allowance	Gawler	23.1
Mobility Allowance	Fremantle	30.1
Mobility Allowance	Fraser Coast	26.4
Mobility Allowance	Frankston	23.1
Mobility Allowance	Flinders (Tas.)	21.0
Mobility Allowance	Federation	21.0
Mobility Allowance	Fairfield	23.2
Mobility Allowance	Eurobodalla	22.0
Mobility Allowance	Esperance	36.0
Mobility Allowance	Edward River	35.7
Mobility Allowance	East Gippsland	18.0
Mobility Allowance	Dundas	40.0
Mobility Allowance	Dubbo	26.0
Mobility Allowance	Douglas	21.0
Mobility Allowance	Dorset	22.0
Mobility Allowance	Donnybrook-Balingup	21.0
Mobility Allowance	Devonport	26.0
Mobility Allowance	Derwent Valley	15.0
Mobility Allowance	Derby-West Kimberley	21.0
Mobility Allowance	Darwin	25.0
Mobility Allowance	Darebin	22.7

Social Security and Welfare by Local Government Area Average Days to Process - 1 July 2023 - 31 Dec 2023

Service Reason	Local Government Area	Average Days to Process
Mobility Allowance	Dandaragan	23.0
Mobility Allowance	Dalwallinu	18.0
Mobility Allowance	Cumberland	21.4
Mobility Allowance	Cowra	21.0
Mobility Allowance	Corangamite	21.0
Mobility Allowance	Copper Coast	13.5
Mobility Allowance	Cootamundra-Gundagai	20.0
Mobility Allowance	Coorong	21.0
Mobility Allowance	Coolgardie	21.0
Mobility Allowance	Coober Pedy	30.5
Mobility Allowance	Collie	12.0
Mobility Allowance	Colac Otway	21.0
Mobility Allowance	Coffs Harbour	22.5
Mobility Allowance	Cockburn	18.8
Mobility Allowance	Cleve	31.0
Mobility Allowance	Clarence Valley	18.7
Mobility Allowance	Clarence	23.4
Mobility Allowance	Claremont	18.0
Mobility Allowance	Circular Head	21.0
Mobility Allowance	Chittering	21.0
Mobility Allowance	Charters Towers	21.0
Mobility Allowance	Charles Sturt	19.5
Mobility Allowance	Chapman Valley	21.0
Mobility Allowance	Cessnock	26.4
Mobility Allowance	Central Highlands (Qld)	20.3
Mobility Allowance	Central Goldfields	34.0
Mobility Allowance	Central Coast (Tas.)	16.0
Mobility Allowance	Central Coast (NSW)	24.5
Mobility Allowance	Ceduna	18.0
Mobility Allowance	Cassowary Coast	25.8
Mobility Allowance	Casey	24.8
Mobility Allowance	Carrathool	21.0
Mobility Allowance	Carnarvon	21.0
Mobility Allowance	Carnamah	21.0
Mobility Allowance	Cardinia	23.8
Mobility Allowance	Capel	39.0
Mobility Allowance	Canterbury-Bankstown	22.8
Mobility Allowance	Canning	24.2
Mobility Allowance	Canada Bay	21.2
Mobility Allowance	Campbelltown (SA)	26.6
Mobility Allowance	Campbelltown (NSW)	25.6
Mobility Allowance	Campanse	22.0
Mobility Allowance	Camden	17.2
Mobility Allowance	Cairns	25.8
Mobility Allowance	Byron	28.3
Mobility Allowance	Busseton	24.5
Mobility Allowance	Burwood	21.0
Mobility Allowance	Burnside	33.0
Mobility Allowance	Burnie	18.3
Mobility Allowance	Burke	20.0
Mobility Allowance	Bundaberg	21.9
Mobility Allowance	Bunbury	21.8
Mobility Allowance	Broome	20.8
Mobility Allowance	Broken Hill	29.3

Social Security and Welfare by Local Government Area Average Days to Process - 1 July 2023 - 31 Dec 2023

Service Reason	Local Government Area	Average Days to Process
Mobility Allowance	Brisbane	23.4
Mobility Allowance	Brimbank	25.5
Mobility Allowance	Brighton	21.3
Mobility Allowance	Break O'Day	30.5
Mobility Allowance	Boyup Brook	21.0
Mobility Allowance	Bourke	40.0
Mobility Allowance	Boroondara	29.2
Mobility Allowance	Boddington	40.0
Mobility Allowance	Blue Mountains	21.0
Mobility Allowance	Blayney	19.0
Mobility Allowance	Blacktown	24.8
Mobility Allowance	Berrigan	41.0
Mobility Allowance	Berri Barmera	21.0
Mobility Allowance	Benalla	21.0
Mobility Allowance	Belmont	25.0
Mobility Allowance	Bellingen	26.0
Mobility Allowance	Bega Valley	21.0
Mobility Allowance	Bayswater	34.5
Mobility Allowance	Bayside (Vic.)	20.6
Mobility Allowance	Bayside (NSW)	27.4
Mobility Allowance	Baw Baw	14.8
Mobility Allowance	Bathurst	23.2
Mobility Allowance	Bassendean	23.0
Mobility Allowance	Bass Coast	21.0
Mobility Allowance	Barunga West	20.7
Mobility Allowance	Barossa	21.0
Mobility Allowance	Barkly	30.5
Mobility Allowance	Banyule	19.6
Mobility Allowance	Banana	21.0
Mobility Allowance	Balonne	10.3
Mobility Allowance	Ballina	23.2
Mobility Allowance	Ballarat	22.6
Mobility Allowance	Armidale	27.1
Mobility Allowance	Armadale	21.6
Mobility Allowance	Ararat	21.0
Mobility Allowance	Anangu Pitjantjatjara Yankunytjatjara	21.0
Mobility Allowance	Alpine	30.5
Mobility Allowance	Alice Springs	40.0
Mobility Allowance	Alexandrina	16.0
Mobility Allowance	Albury	25.1
Mobility Allowance	Albany	23.1
Mobility Allowance	Adelaide Plains	26.3
Mobility Allowance	Adelaide Hills	25.8
Mobility Allowance	Adelaide	19.4
Mobility Allowance	Yorke Peninsula	32.6
Mobility Allowance	York	34.0
Mobility Allowance	Yilgarn	33.1
Mobility Allowance	Yass Valley	21.6
Mobility Allowance	Yarriambiack	24.1
Mobility Allowance	Yarrabah	6.0
Mobility Allowance	Yarra Ranges	24.5
Mobility Allowance	Yarra	30.2
Mobility Allowance	Yankalilla	12.4
Mobility Allowance	Wyndham-East Kimberley	25.8

Social Security and Welfare by Local Government Area Average Days to Process - 1 July 2023 - 31 Dec 2023

Service Reason	Local Government Area	Average Days to Process
Paid Parental Leave	Wynham	27.7
Paid Parental Leave	Wyalkatchem	43.5
Paid Parental Leave	Wujal Wujal	18.7
Paid Parental Leave	Wudinna	26.1
Paid Parental Leave	Woolahra	32.6
Paid Parental Leave	Woodanilling	52.7
Paid Parental Leave	Wongan-Ballidu	55.2
Paid Parental Leave	Wollongong	24.2
Paid Parental Leave	Wollondilly	21.6
Paid Parental Leave	Wodonga	23.3
Paid Parental Leave	Winton	31.3
Paid Parental Leave	Wingecarribee	23.9
Paid Parental Leave	Wiluna	14.5
Paid Parental Leave	Willoughby	31.6
Paid Parental Leave	Williams	13.0
Paid Parental Leave	Wickepin	19.0
Paid Parental Leave	Whyalla	21.7
Paid Parental Leave	Whittlesea	26.7
Paid Parental Leave	Whitsunday	24.1
Paid Parental Leave	Whitehorse	28.7
Paid Parental Leave	Westonia	6.0
Paid Parental Leave	Western Downs	22.9
Paid Parental Leave	West Wimmera	20.9
Paid Parental Leave	West Torrens	23.8
Paid Parental Leave	West Tamar	19.6
Paid Parental Leave	West Daly	6.0
Paid Parental Leave	West Coast	17.9
Paid Parental Leave	West Arthur	25.0
Paid Parental Leave	West Arnhem	16.8
Paid Parental Leave	Wentworth	28.4
Paid Parental Leave	Wellington	19.6
Paid Parental Leave	Weipa	25.2
Paid Parental Leave	Weddin	26.0
Paid Parental Leave	Waverley	33.7
Paid Parental Leave	Wattle Range	23.6
Paid Parental Leave	Warrumbungle	28.3
Paid Parental Leave	Warrnambool	19.9
Paid Parental Leave	Warren	28.4
Paid Parental Leave	Waroona	23.1
Paid Parental Leave	Waratah-Wynyard	21.7
Paid Parental Leave	Wanneroo	23.7
Paid Parental Leave	Wangaratta	23.6
Paid Parental Leave	Wandering	35.0
Paid Parental Leave	Walkerville	31.6
Paid Parental Leave	Walgett	32.7
Paid Parental Leave	Walcha	35.5
Paid Parental Leave	Wakefield	23.6
Paid Parental Leave	Wagin	34.4
Paid Parental Leave	Wagga Wagga	22.0
Paid Parental Leave	Wagait	13.0
Paid Parental Leave	Vincent	26.5
Paid Parental Leave	Victoria Plains	38.4
Paid Parental Leave	Victoria Park	27.5
Paid Parental Leave	Victoria Daly	6.0

Social Security and Welfare by Local Government Area Average Days to Process - 1 July 2023 - 31 Dec 2023

Service Reason	Local Government Area	Average Days to Process
Paid Parental Leave	Victor Harbor	21.6
Paid Parental Leave	Uralla	23.8
Paid Parental Leave	Upper Lachlan	27.4
Paid Parental Leave	Upper Hunter	25.7
Paid Parental Leave	Unley	28.1
Paid Parental Leave	Unincorporated Vic	50.0
Paid Parental Leave	Unincorporated SA	11.6
Paid Parental Leave	Unincorporated NT	22.4
Paid Parental Leave	Unincorporated NSW	54.9
Paid Parental Leave	Unincorporated ACT	28.9
Paid Parental Leave	Unincorp. Other Territories	21.9
Paid Parental Leave	Tweed	25.2
Paid Parental Leave	Tumby Bay	24.6
Paid Parental Leave	Towong	33.2
Paid Parental Leave	Townsville	21.4
Paid Parental Leave	Torres Strait Island	25.3
Paid Parental Leave	Torres	24.1
Paid Parental Leave	Toowoomba	22.4
Paid Parental Leave	Toodyay	25.8
Paid Parental Leave	Tiwi Islands	62.0
Paid Parental Leave	The Hills	29.2
Paid Parental Leave	Tenterfield	21.3
Paid Parental Leave	Temora	25.0
Paid Parental Leave	Tea Tree Gully	21.1
Paid Parental Leave	Tatara	21.8
Paid Parental Leave	Tasman	15.6
Paid Parental Leave	Tamworth	21.5
Paid Parental Leave	Tammin	14.7
Paid Parental Leave	Tablelands	25.7
Paid Parental Leave	Sydney	30.4
Paid Parental Leave	Swan Hill	25.4
Paid Parental Leave	Swan	24.1
Paid Parental Leave	Sutherland	26.2
Paid Parental Leave	Surf Coast	24.9
Paid Parental Leave	Sunshine Coast	23.4
Paid Parental Leave	Subiaco	32.9
Paid Parental Leave	Streaky Bay	30.1
Paid Parental Leave	Strathfield	29.8
Paid Parental Leave	Strathbogie	20.4
Paid Parental Leave	Stonnington	26.7
Paid Parental Leave	Stirling	27.1
Paid Parental Leave	Southern Midlands	20.7
Paid Parental Leave	Southern Mallee	27.6
Paid Parental Leave	Southern Gramplains	23.8
Paid Parental Leave	Southern Downs	19.5
Paid Parental Leave	South Perth	24.3
Paid Parental Leave	South Gippsland	23.4
Paid Parental Leave	South Burnett	22.2
Paid Parental Leave	Sorell	21.3
Paid Parental Leave	Somerset	19.7
Paid Parental Leave	Snowy Valleys	21.3
Paid Parental Leave	Snowy Monaro	26.1
Paid Parental Leave	Singleton	22.3
Paid Parental Leave	Shoalhaven	21.6

Social Security and Welfare by Local Government Area Average Days to Process - 1 July 2023 - 31 Dec 2023

Service Reason	Local Government Area	Average Days to Process
Paid Parental Leave	Shellharbour	22.4
Paid Parental Leave	Shark Bay	30.5
Paid Parental Leave	Serpentine-Jarrahdale	23.2
Paid Parental Leave	Scenic Rim	22.2
Paid Parental Leave	Salisbury	24.4
Paid Parental Leave	Ryde	29.6
Paid Parental Leave	Roxby Downs	23.2
Paid Parental Leave	Roper Gulf	19.9
Paid Parental Leave	Rockingham	24.4
Paid Parental Leave	Rockhampton	23.3
Paid Parental Leave	Robe	19.7
Paid Parental Leave	Richmond Valley	20.5
Paid Parental Leave	Richmond	37.1
Paid Parental Leave	Renmark Paringa	20.2
Paid Parental Leave	Redland	20.8
Paid Parental Leave	Ravensthorpe	12.2
Paid Parental Leave	Randwick	28.0
Paid Parental Leave	Quilpie	29.3
Paid Parental Leave	Queenscliffe	39.6
Paid Parental Leave	Queanbeyan-Palerang	28.3
Paid Parental Leave	Quairading	58.7
Paid Parental Leave	Pyrenees	20.8
Paid Parental Leave	Prospect	29.9
Paid Parental Leave	Port Stephens	22.6
Paid Parental Leave	Port Pirie	21.7
Paid Parental Leave	Port Phillip	27.9
Paid Parental Leave	Port Macquarie-Hastings	22.7
Paid Parental Leave	Port Lincoln	22.5
Paid Parental Leave	Port Hedland	24.1
Paid Parental Leave	Port Augusta	26.1
Paid Parental Leave	Port Adelaide Enfield	24.2
Paid Parental Leave	Playford	20.4
Paid Parental Leave	Plantagenet	19.8
Paid Parental Leave	Pingelly	16.9
Paid Parental Leave	Peterborough	0.0
Paid Parental Leave	Perth	28.6
Paid Parental Leave	Perenjori	6.0
Paid Parental Leave	Peppermint Grove	32.8
Paid Parental Leave	Perith	23.2
Paid Parental Leave	Parramatta	30.5
Paid Parental Leave	Paroo	21.7
Paid Parental Leave	Parkes	25.5
Paid Parental Leave	Palmerston	24.1
Paid Parental Leave	Palm Island	12.2
Paid Parental Leave	Orroroo Carrieton	28.3
Paid Parental Leave	Orange	23.5
Paid Parental Leave	Onkaparinga	21.2
Paid Parental Leave	Oberon	25.3
Paid Parental Leave	Norwood Payneham and St Peters	29.3
Paid Parental Leave	Northern Peninsula Area	13.1
Paid Parental Leave	Northern Midlands	16.8
Paid Parental Leave	Northern Grampians	16.0
Paid Parental Leave	Northern Beaches	27.0
Paid Parental Leave	Northern Areas	27.7

Social Security and Welfare by Local Government Area Average Days to Process - 1 July 2023 - 31 Dec 2023

Service Reason	Local Government Area	Average Days to Process
Paid Parental Leave	Northampton	17.0
Paid Parental Leave	Northam	22.7
Paid Parental Leave	North Sydney	30.0
Paid Parental Leave	North Burnett	20.2
Paid Parental Leave	Noosa	22.7
Paid Parental Leave	Nilumbik	27.9
Paid Parental Leave	Ngaanyatjarraku	27.3
Paid Parental Leave	Newcastle	24.3
Paid Parental Leave	Nedlands	26.1
Paid Parental Leave	Narrornine	26.2
Paid Parental Leave	Narrogin	32.4
Paid Parental Leave	Narrandera	25.5
Paid Parental Leave	Narrabri	21.5
Paid Parental Leave	Narembeen	28.3
Paid Parental Leave	Naracoorte Lucindale	23.4
Paid Parental Leave	Napranum	44.5
Paid Parental Leave	Nannup	37.0
Paid Parental Leave	Nambucca Valley	17.6
Paid Parental Leave	Muswellbrook	20.0
Paid Parental Leave	Murweh	26.7
Paid Parental Leave	Murrumbidgee	36.0
Paid Parental Leave	Murrindindi	20.5
Paid Parental Leave	Murray River	23.5
Paid Parental Leave	Murray Bridge	22.7
Paid Parental Leave	Murray	21.7
Paid Parental Leave	Mundaring	26.3
Paid Parental Leave	Mukinbudin	50.0
Paid Parental Leave	Moyne	26.2
Paid Parental Leave	Mount Remarkable	24.9
Paid Parental Leave	Mount Marshall	42.5
Paid Parental Leave	Mount Isa	28.8
Paid Parental Leave	Mount Gambier	23.8
Paid Parental Leave	Mount Barker	22.4
Paid Parental Leave	Mount Alexander	25.9
Paid Parental Leave	Mosman Park	35.0
Paid Parental Leave	Mosman	33.9
Paid Parental Leave	Mornington Peninsula	23.9
Paid Parental Leave	Moreton Bay	21.8
Paid Parental Leave	Moreland	29.1
Paid Parental Leave	Moree Plains	18.8
Paid Parental Leave	Morawa	16.3
Paid Parental Leave	Moorabool	22.7
Paid Parental Leave	Moora	21.3
Paid Parental Leave	Moonee Valley	26.1
Paid Parental Leave	Monash	29.2
Paid Parental Leave	Moira	24.2
Paid Parental Leave	Mitchell	23.9
Paid Parental Leave	Mitcham	26.2
Paid Parental Leave	Mingenew	36.3
Paid Parental Leave	Mildura	22.9
Paid Parental Leave	Mid-Western	25.2
Paid Parental Leave	Mid-Coast	21.0
Paid Parental Leave	Mid Murray	29.3
Paid Parental Leave	Merredin	18.3

Social Security and Welfare by Local Government Area Average Days to Process - 1 July 2023 - 31 Dec 2023

Service Reason	Local Government Area	Average Days to Process
Paid Parental Leave	Melville	27.1
Paid Parental Leave	Melton	26.0
Paid Parental Leave	Melbourne	28.7
Paid Parental Leave	Meekatharra	10.0
Paid Parental Leave	Meander Valley	25.6
Paid Parental Leave	Mckinlay	22.6
Paid Parental Leave	MaroonDAH	26.4
Paid Parental Leave	Marion	24.0
Paid Parental Leave	Maribymong	27.2
Paid Parental Leave	Mareeba	22.5
Paid Parental Leave	Maranoa	27.6
Paid Parental Leave	Mansfield	26.3
Paid Parental Leave	Manningham	28.3
Paid Parental Leave	Manjimup	26.4
Paid Parental Leave	Mandurah	23.4
Paid Parental Leave	Maitland	20.5
Paid Parental Leave	Mackay	22.4
Paid Parental Leave	Macedon Ranges	25.8
Paid Parental Leave	MacDonnell	41.7
Paid Parental Leave	Loxton Waikerie	23.5
Paid Parental Leave	Lower Eyre Peninsula	22.7
Paid Parental Leave	Longreach	26.0
Paid Parental Leave	Logan (C)	2.0
Paid Parental Leave	Logan	21.3
Paid Parental Leave	Loddon	28.7
Paid Parental Leave	Lockyer Valley	20.5
Paid Parental Leave	Lockhart River	31.0
Paid Parental Leave	Lockhart	19.5
Paid Parental Leave	Livingstone	24.5
Paid Parental Leave	Liverpool Plains	20.6
Paid Parental Leave	Liverpool	29.0
Paid Parental Leave	Lithgow	22.2
Paid Parental Leave	Litchfield	21.0
Paid Parental Leave	Lismore	23.0
Paid Parental Leave	Light	24.1
Paid Parental Leave	Leonora	20.0
Paid Parental Leave	Leeton	21.2
Paid Parental Leave	Laverton	30.0
Paid Parental Leave	Launceston	21.1
Paid Parental Leave	Latrobe (Vic.)	21.4
Paid Parental Leave	Latrobe (Tas.)	23.6
Paid Parental Leave	Latrobe (C) (Vic.)	57.0
Paid Parental Leave	Lane Cove	28.8
Paid Parental Leave	Lake Macquarie	22.3
Paid Parental Leave	Lake Grace	32.2
Paid Parental Leave	Lachlan	29.5
Paid Parental Leave	Kyogle	23.9
Paid Parental Leave	Kwinana	24.3
Paid Parental Leave	Ku-ring-gai	33.4
Paid Parental Leave	Kullin	46.5
Paid Parental Leave	Kowanyama	7.5
Paid Parental Leave	Kondinin	22.6
Paid Parental Leave	Kojonup	22.9
Paid Parental Leave	Knox	26.8

Social Security and Welfare by Local Government Area Average Days to Process - 1 July 2023 - 31 Dec 2023

Service Reason	Local Government Area	Average Days to Process
Paid Parental Leave	Kingston (Vic.)	27.4
Paid Parental Leave	Kingston (SA)	20.0
Paid Parental Leave	Kingborough	23.4
Paid Parental Leave	King Island	26.5
Paid Parental Leave	Kimba	19.0
Paid Parental Leave	Kiama	27.3
Paid Parental Leave	Kentish	17.6
Paid Parental Leave	Kent	81.0
Paid Parental Leave	Kempsey	24.6
Paid Parental Leave	Kellerberrin	80.0
Paid Parental Leave	Katherine	18.4
Paid Parental Leave	Katanning	27.0
Paid Parental Leave	Karratha	27.6
Paid Parental Leave	Karoonda East Murray	26.5
Paid Parental Leave	Kangaroo Island	18.6
Paid Parental Leave	Kalgoorlie-Boulder	25.8
Paid Parental Leave	Kalamunda	23.7
Paid Parental Leave	June	20.9
Paid Parental Leave	Joondalup	26.2
Paid Parental Leave	Jerramungup	43.4
Paid Parental Leave	Isaac	26.9
Paid Parental Leave	Irwin	19.1
Paid Parental Leave	Ipswich	21.9
Paid Parental Leave	Inverell	17.7
Paid Parental Leave	Inner West	29.6
Paid Parental Leave	Indigo	26.7
Paid Parental Leave	Huon Valley	18.7
Paid Parental Leave	Hunters Hill	31.3
Paid Parental Leave	Hume	26.0
Paid Parental Leave	Horsham	26.6
Paid Parental Leave	Hornsbly	28.5
Paid Parental Leave	Hope Vale	24.0
Paid Parental Leave	Holdfast Bay	26.8
Paid Parental Leave	Hobsons Bay	28.9
Paid Parental Leave	Hobart	27.7
Paid Parental Leave	Hindmarsh	27.1
Paid Parental Leave	Hinchinbrook	21.8
Paid Parental Leave	Hilltops	22.8
Paid Parental Leave	Hepburn	24.8
Paid Parental Leave	Hay	27.3
Paid Parental Leave	Hawkesbury	25.5
Paid Parental Leave	Harvey	19.5
Paid Parental Leave	Halls Creek	34.3
Paid Parental Leave	Gympie	22.1
Paid Parental Leave	Gwydir	28.9
Paid Parental Leave	Gunnedah	21.0
Paid Parental Leave	Griffith	21.8
Paid Parental Leave	Greater Shepparton	23.9
Paid Parental Leave	Greater Hume	27.1
Paid Parental Leave	Greater Geraldton	21.1
Paid Parental Leave	Greater Geelong	23.7
Paid Parental Leave	Greater Dandenong	27.3
Paid Parental Leave	Greater Bendigo	23.8
Paid Parental Leave	Grant	19.7

Social Security and Welfare by Local Government Area Average Days to Process - 1 July 2023 - 31 Dec 2023

Service Reason	Local Government Area	Average Days to Process
Paid Parental Leave	Goyder	21.3
Paid Parental Leave	Goulburn Mulwara	22.6
Paid Parental Leave	Gosnells	25.5
Paid Parental Leave	Goondiwindi	19.5
Paid Parental Leave	Goomalling	16.5
Paid Parental Leave	Golden Plains	23.8
Paid Parental Leave	Gold Coast	21.7
Paid Parental Leave	Gnowangerup	12.4
Paid Parental Leave	Glenorchy	22.2
Paid Parental Leave	Glenelg	18.6
Paid Parental Leave	Glen Innes Severn	20.8
Paid Parental Leave	Glen Elira	29.2
Paid Parental Leave	Glamorgan-Spring Bay	21.3
Paid Parental Leave	Gladstone	21.8
Paid Parental Leave	Gingin	22.9
Paid Parental Leave	Gilgandra	30.4
Paid Parental Leave	Georges River	28.6
Paid Parental Leave	George Town	15.3
Paid Parental Leave	Gawler	22.3
Paid Parental Leave	Gannawarra	21.7
Paid Parental Leave	Fremantle	27.4
Paid Parental Leave	Fraser Coast	20.8
Paid Parental Leave	Frankston	23.3
Paid Parental Leave	Franklin Harbour	10.7
Paid Parental Leave	Forbes	21.9
Paid Parental Leave	Flinders Ranges	14.0
Paid Parental Leave	Flinders (Tas.)	24.8
Paid Parental Leave	Flinders (Qld)	18.7
Paid Parental Leave	Federation	20.1
Paid Parental Leave	Fairfield	27.0
Paid Parental Leave	Exmouth	23.6
Paid Parental Leave	Eurobodalla	20.5
Paid Parental Leave	Etheridge	14.3
Paid Parental Leave	Esperance	24.3
Paid Parental Leave	Elliston	14.0
Paid Parental Leave	Edward River	23.4
Paid Parental Leave	East Pilbara	31.3
Paid Parental Leave	East Gippsland	25.2
Paid Parental Leave	East Fremantle	25.8
Paid Parental Leave	East Arnhem	44.8
Paid Parental Leave	Dungog	21.9
Paid Parental Leave	Dundas	30.5
Paid Parental Leave	Dumblenyung	29.5
Paid Parental Leave	Dubbo	23.8
Paid Parental Leave	Dowerin	42.4
Paid Parental Leave	Douglas	24.8
Paid Parental Leave	Dorset	26.7
Paid Parental Leave	Donnybrook-Balingup	24.1
Paid Parental Leave	Diamantina	5.5
Paid Parental Leave	Devonport	21.2
Paid Parental Leave	Derwent Valley	16.7
Paid Parental Leave	Derby-West Kimberley	12.6
Paid Parental Leave	Denmark	30.8
Paid Parental Leave	Darwin Waterfront Precinct	27.5

Social Security and Welfare by Local Government Area Average Days to Process - 1 July 2023 - 31 Dec 2023

Service Reason	Local Government Area	Average Days to Process
Paid Parental Leave	Darwin	26.9
Paid Parental Leave	Darebin	27.4
Paid Parental Leave	Dardanup	19.3
Paid Parental Leave	Dandaragan	22.3
Paid Parental Leave	Dalwallinu	24.8
Paid Parental Leave	Cunderdin	39.2
Paid Parental Leave	Cumberland	29.7
Paid Parental Leave	Croydon	38.0
Paid Parental Leave	Cranbrook	30.0
Paid Parental Leave	Cowra	25.7
Paid Parental Leave	Cottesloe	38.8
Paid Parental Leave	Corrigin	40.5
Paid Parental Leave	Corangamite	24.4
Paid Parental Leave	Copper Coast	19.1
Paid Parental Leave	Cootamundra-Gundagai	18.3
Paid Parental Leave	Coorow	14.4
Paid Parental Leave	Coorong	27.6
Paid Parental Leave	Coonamble	28.9
Paid Parental Leave	Coomalie	44.0
Paid Parental Leave	Coolgardie	21.0
Paid Parental Leave	Coolamon	25.3
Paid Parental Leave	Cook	19.9
Paid Parental Leave	Coober Pedy	12.7
Paid Parental Leave	Collie	25.3
Paid Parental Leave	Colac Otway	24.8
Paid Parental Leave	Coffs Harbour	21.5
Paid Parental Leave	Cocos Islands	16.5
Paid Parental Leave	Cockburn	23.3
Paid Parental Leave	Cobar	25.2
Paid Parental Leave	Cloncurry	20.8
Paid Parental Leave	Cleve	34.2
Paid Parental Leave	Clarence Valley	20.7
Paid Parental Leave	Clarence	23.4
Paid Parental Leave	Claremont	28.2
Paid Parental Leave	Clare and Gilbert Valleys	19.0
Paid Parental Leave	Circular Head	24.3
Paid Parental Leave	Christmas Island	35.6
Paid Parental Leave	Chittering	24.1
Paid Parental Leave	Cherbourg	11.7
Paid Parental Leave	Charters Towers	17.6
Paid Parental Leave	Charles Sturt	25.0
Paid Parental Leave	Chapman Valley	20.9
Paid Parental Leave	Cessnock	20.9
Paid Parental Leave	Central Highlands (Tas.)	20.7
Paid Parental Leave	Central Highlands (Qld)	27.3
Paid Parental Leave	Central Goldfields	25.2
Paid Parental Leave	Central Desert	46.5
Paid Parental Leave	Central Darling	7.0
Paid Parental Leave	Central Coast (Tas.)	23.0
Paid Parental Leave	Central Coast (NSW)	23.3
Paid Parental Leave	Ceduna	31.1
Paid Parental Leave	Cassowary Coast	27.8
Paid Parental Leave	Casey	25.9
Paid Parental Leave	Carriathool	37.3

Social Security and Welfare by Local Government Area Average Days to Process - 1 July 2023 - 31 Dec 2023

Service Reason	Local Government Area	Average Days to Process
Paid Parental Leave	Carpentaria	11.5
Paid Parental Leave	Carnarvon	29.1
Paid Parental Leave	Carnamah	6.0
Paid Parental Leave	Cardinia	23.7
Paid Parental Leave	Capel	22.7
Paid Parental Leave	Canterbury-Bankstown	30.0
Paid Parental Leave	Canning	28.4
Paid Parental Leave	Canada Bay	29.7
Paid Parental Leave	Campbelltown (SA)	24.3
Paid Parental Leave	Campbelltown (NSW)	27.8
Paid Parental Leave	Campaspe	24.1
Paid Parental Leave	Camden	24.8
Paid Parental Leave	Cambridge	32.2
Paid Parental Leave	Cairns	23.5
Paid Parental Leave	Cabonne	22.7
Paid Parental Leave	Byron	26.9
Paid Parental Leave	Busseton	23.4
Paid Parental Leave	Burwood	30.7
Paid Parental Leave	Burnside	24.2
Paid Parental Leave	Burnie	19.5
Paid Parental Leave	Burke	26.5
Paid Parental Leave	Burdekin	22.4
Paid Parental Leave	Bundaberg	20.4
Paid Parental Leave	Bunbury	22.4
Paid Parental Leave	Buloke	26.9
Paid Parental Leave	Bulloo	17.3
Paid Parental Leave	Bruce Rock	26.5
Paid Parental Leave	Broomehill-Tambellup	22.7
Paid Parental Leave	Broome	24.7
Paid Parental Leave	Brookton	0.0
Paid Parental Leave	Broken Hill	25.8
Paid Parental Leave	Brisbane	25.9
Paid Parental Leave	Brimbank	28.1
Paid Parental Leave	Brighton	21.2
Paid Parental Leave	Bridgetown-Greenbushes	26.0
Paid Parental Leave	Brewarrina	21.4
Paid Parental Leave	Break O'Day	22.6
Paid Parental Leave	Boyup Brook	79.0
Paid Parental Leave	Bourke	19.4
Paid Parental Leave	Boulia	17.0
Paid Parental Leave	Boroondara	30.2
Paid Parental Leave	Bogan	25.1
Paid Parental Leave	Boddington	33.6
Paid Parental Leave	Blue Mountains	26.0
Paid Parental Leave	Blayney	18.0
Paid Parental Leave	Bland	25.7
Paid Parental Leave	Blacktown	27.8
Paid Parental Leave	Blackall Tambo	19.4
Paid Parental Leave	Beverley	33.0
Paid Parental Leave	Berrigan	22.5
Paid Parental Leave	Berrri Barmera	16.8
Paid Parental Leave	Benalla	26.4
Paid Parental Leave	Belmont	26.6
Paid Parental Leave	Bellingen	20.5

Social Security and Welfare by Local Government Area Average Days to Process - 1 July 2023 - 31 Dec 2023

Service Reason	Local Government Area	Average Days to Process
Paid Parental Leave	Bega Valley	23.6
Paid Parental Leave	Bayswater	26.5
Paid Parental Leave	Bayside (Vic.)	28.4
Paid Parental Leave	Bayside (NSW)	28.9
Paid Parental Leave	Baw Baw	21.6
Paid Parental Leave	Bathurst	24.4
Paid Parental Leave	Bassendean	24.3
Paid Parental Leave	Bass Coast	23.2
Paid Parental Leave	Barunga West	26.1
Paid Parental Leave	Barossa	21.7
Paid Parental Leave	Barkly	17.2
Paid Parental Leave	Barcoo	84.0
Paid Parental Leave	Barcaldine	35.0
Paid Parental Leave	Banyule	27.8
Paid Parental Leave	Banana	23.9
Paid Parental Leave	Balranald	25.5
Paid Parental Leave	Balonne	38.4
Paid Parental Leave	Ballina	24.2
Paid Parental Leave	Ballarat (C)	35.0
Paid Parental Leave	Ballarat	21.8
Paid Parental Leave	Aurukun	19.5
Paid Parental Leave	Augusta Margaret River	23.0
Paid Parental Leave	Ashburton	41.6
Paid Parental Leave	Armidale	22.3
Paid Parental Leave	Armadale	25.2
Paid Parental Leave	Ararat	22.8
Paid Parental Leave	Anangu Pitjantjatjara Yankunytjatjara	130.0
Paid Parental Leave	Alpine	27.6
Paid Parental Leave	Alice Springs	22.5
Paid Parental Leave	Alexandrina	19.1
Paid Parental Leave	Albury	23.1
Paid Parental Leave	Albany	23.4
Paid Parental Leave	Adelaide Plains	20.2
Paid Parental Leave	Adelaide Hills	25.5
Paid Parental Leave	Adelaide	27.8
Parenting Payment Partnered	Yorke Peninsula	46.8
Parenting Payment Partnered	York	50.4
Parenting Payment Partnered	Yilgarn	103.0
Parenting Payment Partnered	Yass Valley	57.7
Parenting Payment Partnered	Yarriambiack	88.0
Parenting Payment Partnered	Yarrabah	78.0
Parenting Payment Partnered	Yarra Ranges	66.0
Parenting Payment Partnered	Yarra	58.2
Parenting Payment Partnered	Yankalilla	54.7
Parenting Payment Partnered	Wyndham-East Kimberley	29.5
Parenting Payment Partnered	Wyndham	59.9
Parenting Payment Partnered	Woollahra	55.8
Parenting Payment Partnered	Wongan-Ballidu	24.0
Parenting Payment Partnered	Wollongong	56.4
Parenting Payment Partnered	Wollondilly	67.7
Parenting Payment Partnered	Wodonga	51.9
Parenting Payment Partnered	Wingecarribee	59.3
Parenting Payment Partnered	Wiluna	37.5
Parenting Payment Partnered	Willoughby	58.1

Social Security and Welfare by Local Government Area Average Days to Process - 1 July 2023 - 31 Dec 2023

Service Reason	Local Government Area	Average Days to Process
Parenting Payment Partnered	Whyalla	47.1
Parenting Payment Partnered	Whititesea	60.5
Parenting Payment Partnered	Whitsunday	53.4
Parenting Payment Partnered	Whitehorse	72.8
Parenting Payment Partnered	Westonia	77.0
Parenting Payment Partnered	Western Downs	44.0
Parenting Payment Partnered	West Wimmera	51.0
Parenting Payment Partnered	West Torrens	68.7
Parenting Payment Partnered	West Tamar	61.5
Parenting Payment Partnered	West Daly	15.8
Parenting Payment Partnered	West Coast	71.0
Parenting Payment Partnered	West Arthur	71.0
Parenting Payment Partnered	West Arnhem	20.9
Parenting Payment Partnered	Wentworth	76.8
Parenting Payment Partnered	Wellington	54.8
Parenting Payment Partnered	Weipa	29.0
Parenting Payment Partnered	Weddin	73.5
Parenting Payment Partnered	Waverley	64.6
Parenting Payment Partnered	Wattle Range	43.0
Parenting Payment Partnered	Warrumbungle	72.6
Parenting Payment Partnered	Warrambool	55.4
Parenting Payment Partnered	Warren	27.0
Parenting Payment Partnered	Waroona	51.6
Parenting Payment Partnered	Waratah-Wynyard	50.8
Parenting Payment Partnered	Wanneroo	60.5
Parenting Payment Partnered	Wangaratta	60.6
Parenting Payment Partnered	Walkerville	78.8
Parenting Payment Partnered	Walgett	59.2
Parenting Payment Partnered	Walcha	81.0
Parenting Payment Partnered	Wakefield	54.6
Parenting Payment Partnered	Wagin	78.3
Parenting Payment Partnered	Wagga Wagga	48.0
Parenting Payment Partnered	Vincent	81.4
Parenting Payment Partnered	Victoria Park	74.8
Parenting Payment Partnered	Victoria Daily	16.3
Parenting Payment Partnered	Victor Harbor	59.6
Parenting Payment Partnered	Uralla	64.4
Parenting Payment Partnered	Upper Lachlan	49.9
Parenting Payment Partnered	Upper Hunter	58.0
Parenting Payment Partnered	Unley	45.9
Parenting Payment Partnered	Unincorporated SA	14.0
Parenting Payment Partnered	Unincorporated NT	39.1
Parenting Payment Partnered	Unincorporated NSW	56.0
Parenting Payment Partnered	Unincorporated ACT	62.4
Parenting Payment Partnered	Unincorp. Other Territories	63.4
Parenting Payment Partnered	Tweed	63.1
Parenting Payment Partnered	Tumby Bay	58.5
Parenting Payment Partnered	Towong	48.8
Parenting Payment Partnered	Townsville	53.4
Parenting Payment Partnered	Torres Strait Island	19.8
Parenting Payment Partnered	Torres	47.7
Parenting Payment Partnered	Toowoomba	49.6
Parenting Payment Partnered	Toodyay	45.5
Parenting Payment Partnered	Tiwi Islands	27.0

Social Security and Welfare by Local Government Area Average Days to Process - 1 July 2023 - 31 Dec 2023

Service Reason	Local Government Area	Average Days to Process
Parenting Payment Partnered	The Hills	58.5
Parenting Payment Partnered	Tenterfield	70.0
Parenting Payment Partnered	Temora	43.3
Parenting Payment Partnered	Tea Tree Gully	61.8
Parenting Payment Partnered	Tatara	77.8
Parenting Payment Partnered	Tamworth	50.9
Parenting Payment Partnered	Tammin	45.0
Parenting Payment Partnered	Tablelands	64.0
Parenting Payment Partnered	Sydney	71.4
Parenting Payment Partnered	Swan Hill	70.1
Parenting Payment Partnered	Swan	60.5
Parenting Payment Partnered	Sutherland	73.0
Parenting Payment Partnered	Surf Coast	50.7
Parenting Payment Partnered	Sunshine Coast	57.1
Parenting Payment Partnered	Subiaco	86.8
Parenting Payment Partnered	Streaky Bay	37.5
Parenting Payment Partnered	Strathfield	73.4
Parenting Payment Partnered	Strathbogie	44.6
Parenting Payment Partnered	Stonnington	70.3
Parenting Payment Partnered	Stirling	58.7
Parenting Payment Partnered	Southern Midlands	72.2
Parenting Payment Partnered	Southern Mallee	65.5
Parenting Payment Partnered	Southern Grampians	45.5
Parenting Payment Partnered	Southern Downs	50.5
Parenting Payment Partnered	South Perth	69.8
Parenting Payment Partnered	South Gippsland	63.3
Parenting Payment Partnered	South Burnett	64.5
Parenting Payment Partnered	Sorell	46.4
Parenting Payment Partnered	Somerset	51.2
Parenting Payment Partnered	Snowy Valleys	49.3
Parenting Payment Partnered	Snowy Monaro	67.2
Parenting Payment Partnered	Singleton	56.4
Parenting Payment Partnered	Shoalhaven	47.3
Parenting Payment Partnered	Shellharbour	54.3
Parenting Payment Partnered	Serpentine-Jarrahdale	59.8
Parenting Payment Partnered	Scenic Rim	66.8
Parenting Payment Partnered	Salisbury	60.3
Parenting Payment Partnered	Ryde	66.0
Parenting Payment Partnered	Roxby Downs	83.0
Parenting Payment Partnered	Roper Gulf	19.8
Parenting Payment Partnered	Rockingham	50.7
Parenting Payment Partnered	Rockhampton	50.5
Parenting Payment Partnered	Robe	0.0
Parenting Payment Partnered	Richmond Valley	56.5
Parenting Payment Partnered	Renmark Paringa	41.3
Parenting Payment Partnered	Redland	58.2
Parenting Payment Partnered	Ravensthorpe	43.5
Parenting Payment Partnered	Randwick	66.2
Parenting Payment Partnered	Queanbeyan-Palerang	62.5
Parenting Payment Partnered	Quairading	38.5
Parenting Payment Partnered	Pyrenees	78.7
Parenting Payment Partnered	Prospect	71.7
Parenting Payment Partnered	Port Stephens	52.9
Parenting Payment Partnered	Port Pirie	45.8

Social Security and Welfare by Local Government Area Average Days to Process - 1 July 2023 - 31 Dec 2023

Service Reason	Local Government Area	Average Days to Process
Parenting Payment Partnered	Port Phillip	58.0
Parenting Payment Partnered	Port Macquarie-Hastings	63.3
Parenting Payment Partnered	Port Lincoln	55.4
Parenting Payment Partnered	Port Hedland	61.8
Parenting Payment Partnered	Port Augusta	53.4
Parenting Payment Partnered	Port Adelaide Enfield	61.3
Parenting Payment Partnered	Playford	52.7
Parenting Payment Partnered	Plantagenet	55.5
Parenting Payment Partnered	Pingelly	0.0
Parenting Payment Partnered	Peterborough	64.0
Parenting Payment Partnered	Perth	26.4
Parenting Payment Partnered	Peppermint Grove	80.0
Parenting Payment Partnered	Penrith	56.6
Parenting Payment Partnered	Parramatta	67.8
Parenting Payment Partnered	Parkes	47.5
Parenting Payment Partnered	Palmerston	46.4
Parenting Payment Partnered	Palm Island	57.3
Parenting Payment Partnered	Orange	54.9
Parenting Payment Partnered	Onkaparinga	59.5
Parenting Payment Partnered	Norwood Payneham and St Peters	55.3
Parenting Payment Partnered	Northern Peninsula Area	44.2
Parenting Payment Partnered	Northern Midlands	52.5
Parenting Payment Partnered	Northern Grampians	49.6
Parenting Payment Partnered	Northern Beaches	67.8
Parenting Payment Partnered	Northern Areas	43.3
Parenting Payment Partnered	Northampton	77.0
Parenting Payment Partnered	Northam	50.0
Parenting Payment Partnered	North Sydney	69.3
Parenting Payment Partnered	North Burnett	63.5
Parenting Payment Partnered	Noosa	66.0
Parenting Payment Partnered	Nillumbik	53.9
Parenting Payment Partnered	Ngaanyatjarraku	51.1
Parenting Payment Partnered	Newcastle	51.2
Parenting Payment Partnered	Nedlands	35.3
Parenting Payment Partnered	Narromine	47.0
Parenting Payment Partnered	Narrogin	73.3
Parenting Payment Partnered	Narrandera	56.8
Parenting Payment Partnered	Narrabri	53.4
Parenting Payment Partnered	Naracoorte Lucindale	59.4
Parenting Payment Partnered	Napranum	0.0
Parenting Payment Partnered	Nannup	44.5
Parenting Payment Partnered	Nambucca Valley	67.7
Parenting Payment Partnered	Muswellbrook	77.2
Parenting Payment Partnered	Murweh	49.8
Parenting Payment Partnered	Murrumbidgee	71.5
Parenting Payment Partnered	Murrindindi	58.8
Parenting Payment Partnered	Murray River	55.6
Parenting Payment Partnered	Murray Bridge	51.7
Parenting Payment Partnered	Murray	59.0
Parenting Payment Partnered	Mundaring	66.3
Parenting Payment Partnered	Moynes	75.8
Parenting Payment Partnered	Mount Remarkable	39.3
Parenting Payment Partnered	Mount Isa	54.0
Parenting Payment Partnered	Mount Gambier	51.5

Social Security and Welfare by Local Government Area Average Days to Process - 1 July 2023 - 31 Dec 2023

Service Reason	Local Government Area	Average Days to Process
Parenting Payment Partnered	Mount Barker	56.0
Parenting Payment Partnered	Mount Alexander	67.7
Parenting Payment Partnered	Mosman Park	46.0
Parenting Payment Partnered	Mosman	64.2
Parenting Payment Partnered	Mornington Peninsula	60.1
Parenting Payment Partnered	Mornington	53.8
Parenting Payment Partnered	Moreton Bay	59.2
Parenting Payment Partnered	Moreland	61.6
Parenting Payment Partnered	Moree Plains	52.6
Parenting Payment Partnered	Moorabool	48.1
Parenting Payment Partnered	Moora	83.0
Parenting Payment Partnered	Moonee Valley	56.0
Parenting Payment Partnered	Monash	68.4
Parenting Payment Partnered	Moira	62.3
Parenting Payment Partnered	Mitchell	57.7
Parenting Payment Partnered	Mitcham	65.2
Parenting Payment Partnered	Mildura	57.9
Parenting Payment Partnered	Mid-Western	44.1
Parenting Payment Partnered	Mid-Coast	59.1
Parenting Payment Partnered	Mid Murray	67.1
Parenting Payment Partnered	Merredin	51.3
Parenting Payment Partnered	Melville	64.6
Parenting Payment Partnered	Melton	64.7
Parenting Payment Partnered	Melbourne	62.0
Parenting Payment Partnered	Meekatharra	44.3
Parenting Payment Partnered	Meander Valley	55.4
Parenting Payment Partnered	MaroonDAH	60.8
Parenting Payment Partnered	Marion	64.1
Parenting Payment Partnered	Maribymong	54.7
Parenting Payment Partnered	Mareeba	51.2
Parenting Payment Partnered	Maranoa	45.1
Parenting Payment Partnered	Mansfield	81.0
Parenting Payment Partnered	Manningham	69.1
Parenting Payment Partnered	Manjimup	48.7
Parenting Payment Partnered	Mandurah	62.8
Parenting Payment Partnered	Maitland	62.3
Parenting Payment Partnered	Mackay	56.6
Parenting Payment Partnered	Macedon Ranges	65.2
Parenting Payment Partnered	MacDonnell	21.3
Parenting Payment Partnered	Loxton Waikerie	42.1
Parenting Payment Partnered	Lower Eyre Peninsula	48.3
Parenting Payment Partnered	Longreach	45.2
Parenting Payment Partnered	Logan	56.5
Parenting Payment Partnered	Loddon	94.0
Parenting Payment Partnered	Lockyer Valley	56.7
Parenting Payment Partnered	Lockhart River	61.5
Parenting Payment Partnered	Livingstone	57.9
Parenting Payment Partnered	Liverpool Plains	21.0
Parenting Payment Partnered	Liverpool	59.7
Parenting Payment Partnered	Lithgow	40.4
Parenting Payment Partnered	Litchfield	59.9
Parenting Payment Partnered	Lismore	50.7
Parenting Payment Partnered	Light	74.4
Parenting Payment Partnered	Leonora	66.5

Social Security and Welfare by Local Government Area Average Days to Process - 1 July 2023 - 31 Dec 2023

Service Reason	Local Government Area	Average Days to Process
Parenting Payment Partnered	Leeton	44.3
Parenting Payment Partnered	Laverton	0.0
Parenting Payment Partnered	Launceston	58.0
Parenting Payment Partnered	Latrobe (Vic.)	49.9
Parenting Payment Partnered	Latrobe (Tas.)	25.3
Parenting Payment Partnered	Lane Cove	41.0
Parenting Payment Partnered	Lake Macquarie	60.7
Parenting Payment Partnered	Lachlan	78.5
Parenting Payment Partnered	Kyogle	73.4
Parenting Payment Partnered	Kwinana	58.5
Parenting Payment Partnered	Ku-ring-gai	58.1
Parenting Payment Partnered	Kowanyama	10.8
Parenting Payment Partnered	Kondinin	11.0
Parenting Payment Partnered	Kojonup	70.5
Parenting Payment Partnered	Knox	66.0
Parenting Payment Partnered	Kingston (Vic.)	62.2
Parenting Payment Partnered	Kingston (SA)	21.0
Parenting Payment Partnered	Kingborough	59.4
Parenting Payment Partnered	King Island	77.7
Parenting Payment Partnered	Kiama	67.8
Parenting Payment Partnered	Kentish	66.7
Parenting Payment Partnered	Kempsey	57.7
Parenting Payment Partnered	Kellerberrin	69.0
Parenting Payment Partnered	Katherine	28.1
Parenting Payment Partnered	Katanning	43.5
Parenting Payment Partnered	Karratha	55.2
Parenting Payment Partnered	Kangaroo Island	59.0
Parenting Payment Partnered	Kalgoorlie-Boulder	65.8
Parenting Payment Partnered	Kalamunda	68.6
Parenting Payment Partnered	June	67.8
Parenting Payment Partnered	Joondalup	68.3
Parenting Payment Partnered	Jerramungup	38.0
Parenting Payment Partnered	Isaac	72.1
Parenting Payment Partnered	Ipswich	60.0
Parenting Payment Partnered	Inverell	61.5
Parenting Payment Partnered	Inner West	67.9
Parenting Payment Partnered	Indigo	51.2
Parenting Payment Partnered	Huon Valley	64.2
Parenting Payment Partnered	Hunters Hill	78.0
Parenting Payment Partnered	Hume	61.2
Parenting Payment Partnered	Horsham	59.3
Parenting Payment Partnered	Hornsbv	59.2
Parenting Payment Partnered	Hope Vale	108.0
Parenting Payment Partnered	Holdfast Bay	71.0
Parenting Payment Partnered	Hobsons Bay	63.9
Parenting Payment Partnered	Hobart	70.7
Parenting Payment Partnered	Hindmarsh	69.0
Parenting Payment Partnered	Hinchinbrook	92.5
Parenting Payment Partnered	Hilltops	53.5
Parenting Payment Partnered	Hepburn	65.3
Parenting Payment Partnered	Hay	81.0
Parenting Payment Partnered	Hawkesbury	57.9
Parenting Payment Partnered	Harvey	61.6
Parenting Payment Partnered	Halls Creek	34.2

Social Security and Welfare by Local Government Area Average Days to Process - 1 July 2023 - 31 Dec 2023

Service Reason	Local Government Area	Average Days to Process
Parenting Payment Partnered	Gympie	57.7
Parenting Payment Partnered	Gwydir	71.3
Parenting Payment Partnered	Gunnedah	60.9
Parenting Payment Partnered	Griffith	66.0
Parenting Payment Partnered	Greater Shepparton	52.9
Parenting Payment Partnered	Greater Hume	54.3
Parenting Payment Partnered	Greater Geraldton	63.2
Parenting Payment Partnered	Greater Geelong	57.9
Parenting Payment Partnered	Greater Dandenong	61.6
Parenting Payment Partnered	Greater Bendigo	57.7
Parenting Payment Partnered	Grant	78.2
Parenting Payment Partnered	Goyder	73.5
Parenting Payment Partnered	Goulburn Mulwaree	50.9
Parenting Payment Partnered	Gosnells	60.8
Parenting Payment Partnered	Goondiwindi	67.0
Parenting Payment Partnered	Golden Plains	44.5
Parenting Payment Partnered	Gold Coast	61.6
Parenting Payment Partnered	Gnowangerup	62.5
Parenting Payment Partnered	Glenorchy	51.3
Parenting Payment Partnered	Glenelg	59.1
Parenting Payment Partnered	Glen Innes Severn	44.4
Parenting Payment Partnered	Glen Eira	59.6
Parenting Payment Partnered	Glamorgan-Spring Bay	76.7
Parenting Payment Partnered	Gladstone	53.8
Parenting Payment Partnered	Gingin	60.3
Parenting Payment Partnered	Gilgandra	46.5
Parenting Payment Partnered	Georges River	69.7
Parenting Payment Partnered	George Town	35.4
Parenting Payment Partnered	Gawler	46.1
Parenting Payment Partnered	Gannawarra	49.1
Parenting Payment Partnered	Fremantle	41.6
Parenting Payment Partnered	Fraser Coast	57.5
Parenting Payment Partnered	Frankston	61.0
Parenting Payment Partnered	Forbes	50.2
Parenting Payment Partnered	Flinders Ranges	71.0
Parenting Payment Partnered	Flinders (Qld)	40.0
Parenting Payment Partnered	Federation	66.8
Parenting Payment Partnered	Fairfield	56.7
Parenting Payment Partnered	Exmouth	89.0
Parenting Payment Partnered	Eurobodalla	51.0
Parenting Payment Partnered	Esperance	49.4
Parenting Payment Partnered	Edward River	51.6
Parenting Payment Partnered	East Pilbara	59.3
Parenting Payment Partnered	East Gippsland	53.1
Parenting Payment Partnered	East Arnhem	30.9
Parenting Payment Partnered	Dungog	46.3
Parenting Payment Partnered	Dubbo	58.9
Parenting Payment Partnered	Douglas	61.5
Parenting Payment Partnered	Dorset	74.3
Parenting Payment Partnered	Doomadgee	15.5
Parenting Payment Partnered	Donnybrook-Balingup	73.7
Parenting Payment Partnered	Diamantina	70.0
Parenting Payment Partnered	Devonport	48.7
Parenting Payment Partnered	Derwent Valley	48.1

Social Security and Welfare by Local Government Area Average Days to Process - 1 July 2023 - 31 Dec 2023

Service Reason	Local Government Area	Average Days to Process
Parenting Payment Partnered	Derby-West Kimberley	35.8
Parenting Payment Partnered	Denmark	72.0
Parenting Payment Partnered	Darwin	53.4
Parenting Payment Partnered	Darebin	57.9
Parenting Payment Partnered	Dardanup	47.3
Parenting Payment Partnered	Dandaragan	10.0
Parenting Payment Partnered	Dalwallinu	69.0
Parenting Payment Partnered	Cunderdin	60.0
Parenting Payment Partnered	Cumberland	61.7
Parenting Payment Partnered	Cowra	44.3
Parenting Payment Partnered	Cottesloe	61.3
Parenting Payment Partnered	Corangamite	73.0
Parenting Payment Partnered	Copper Coast	37.7
Parenting Payment Partnered	Cootamundra-Gundagai	64.4
Parenting Payment Partnered	Coorong	50.5
Parenting Payment Partnered	Coonamble	52.5
Parenting Payment Partnered	Coolgardie	53.7
Parenting Payment Partnered	Coolamon	71.8
Parenting Payment Partnered	Cook	61.9
Parenting Payment Partnered	Coober Pedy	47.5
Parenting Payment Partnered	Collie	70.9
Parenting Payment Partnered	Colac Otway	55.4
Parenting Payment Partnered	Coffs Harbour	51.1
Parenting Payment Partnered	Cockburn	62.1
Parenting Payment Partnered	Cobar	72.0
Parenting Payment Partnered	Cloncurry	35.0
Parenting Payment Partnered	Clarence Valley	54.6
Parenting Payment Partnered	Clarence	64.4
Parenting Payment Partnered	Claremont	91.0
Parenting Payment Partnered	Clare and Gilbert Valleys	79.5
Parenting Payment Partnered	Circular Head	70.3
Parenting Payment Partnered	Chittering	42.3
Parenting Payment Partnered	Cherbourg	36.0
Parenting Payment Partnered	Charters Towers	37.7
Parenting Payment Partnered	Charles Sturt	68.9
Parenting Payment Partnered	Chapman Valley	76.0
Parenting Payment Partnered	Cessnock	60.7
Parenting Payment Partnered	Central Highlands (Tas.)	19.0
Parenting Payment Partnered	Central Highlands (Qld)	56.6
Parenting Payment Partnered	Central Goldfields	35.9
Parenting Payment Partnered	Central Desert	4.3
Parenting Payment Partnered	Central Darling	18.0
Parenting Payment Partnered	Central Coast (Tas.)	60.5
Parenting Payment Partnered	Central Coast (NSW)	59.0
Parenting Payment Partnered	Ceduna	33.3
Parenting Payment Partnered	Cassowary Coast	62.7
Parenting Payment Partnered	Casey	62.4
Parenting Payment Partnered	Carrathool	61.0
Parenting Payment Partnered	Carpentaria	69.0
Parenting Payment Partnered	Carnarvon	50.3
Parenting Payment Partnered	Carnamah	59.0
Parenting Payment Partnered	Cardinia	64.6
Parenting Payment Partnered	Capel	66.9
Parenting Payment Partnered	Canterbury-Bankstown	65.7

Social Security and Welfare by Local Government Area Average Days to Process - 1 July 2023 - 31 Dec 2023

Service Reason	Local Government Area	Average Days to Process
Parenting Payment Partnered	Canning	57.1
Parenting Payment Partnered	Canada Bay	71.9
Parenting Payment Partnered	Campbelltown (SA)	60.4
Parenting Payment Partnered	Campbelltown (NSW)	64.5
Parenting Payment Partnered	Campaspe	63.3
Parenting Payment Partnered	Camden	65.2
Parenting Payment Partnered	Cairns	54.8
Parenting Payment Partnered	Cabonne	57.0
Parenting Payment Partnered	Byron	53.9
Parenting Payment Partnered	Busselton	62.1
Parenting Payment Partnered	Burwood	67.3
Parenting Payment Partnered	Burnside	59.0
Parenting Payment Partnered	Burnie	55.9
Parenting Payment Partnered	Burdekin	31.8
Parenting Payment Partnered	Bundaberg	59.4
Parenting Payment Partnered	Bunbury	52.1
Parenting Payment Partnered	Buloke	54.1
Parenting Payment Partnered	Bulloo	80.0
Parenting Payment Partnered	Broomehill-Tambellup	94.5
Parenting Payment Partnered	Broome	34.4
Parenting Payment Partnered	Broken Hill	58.1
Parenting Payment Partnered	Brisbane	60.7
Parenting Payment Partnered	Brimbank	59.6
Parenting Payment Partnered	Brighton	55.5
Parenting Payment Partnered	Bridgetown-Greenbushes	63.8
Parenting Payment Partnered	Brewarrina	6.0
Parenting Payment Partnered	Break O'Day	68.6
Parenting Payment Partnered	Boyup Brook	78.0
Parenting Payment Partnered	Bourke	34.3
Parenting Payment Partnered	Boroondara	66.1
Parenting Payment Partnered	Bogan	74.0
Parenting Payment Partnered	Boddington	75.0
Parenting Payment Partnered	Blue Mountains	66.7
Parenting Payment Partnered	Blayney	45.7
Parenting Payment Partnered	Bland	72.0
Parenting Payment Partnered	Blacktown	63.1
Parenting Payment Partnered	Blackall Tambo	87.0
Parenting Payment Partnered	Berrigan	75.4
Parenting Payment Partnered	Berri Barmera	67.4
Parenting Payment Partnered	Benalla	68.6
Parenting Payment Partnered	Belmont	61.8
Parenting Payment Partnered	Bellingen	43.7
Parenting Payment Partnered	Bega Valley	65.5
Parenting Payment Partnered	Bayswater	60.8
Parenting Payment Partnered	Bayside (Vic.)	82.9
Parenting Payment Partnered	Bayside (NSW)	70.8
Parenting Payment Partnered	Baw Baw	63.7
Parenting Payment Partnered	Bathurst	55.9
Parenting Payment Partnered	Bassendean	66.2
Parenting Payment Partnered	Bass Coast	64.1
Parenting Payment Partnered	Barunga West	40.0
Parenting Payment Partnered	Barossa	65.4
Parenting Payment Partnered	Barkly	26.2
Parenting Payment Partnered	Barcaldine	61.0

Social Security and Welfare by Local Government Area Average Days to Process - 1 July 2023 - 31 Dec 2023

Service Reason	Local Government Area	Average Days to Process
Parenting Payment Partnered	Banyule	62.5
Parenting Payment Partnered	Banana	54.9
Parenting Payment Partnered	Bairnald	81.0
Parenting Payment Partnered	Balonne	65.0
Parenting Payment Partnered	Ballina	55.2
Parenting Payment Partnered	Ballarat	56.0
Parenting Payment Partnered	Aurukun	38.7
Parenting Payment Partnered	Augusta Margaret River	73.1
Parenting Payment Partnered	Ashburton	128.0
Parenting Payment Partnered	Armidale	55.3
Parenting Payment Partnered	Armadale	59.1
Parenting Payment Partnered	Ararat	86.8
Parenting Payment Partnered	Anangu Pitjantjatjara Yankunytjatjara	40.8
Parenting Payment Partnered	Alpine	53.8
Parenting Payment Partnered	Alice Springs	41.7
Parenting Payment Partnered	Alexandrina	56.2
Parenting Payment Partnered	Albury	54.5
Parenting Payment Partnered	Albany	48.4
Parenting Payment Partnered	Adelaide Plains	48.4
Parenting Payment Partnered	Adelaide Hills	64.4
Parenting Payment Partnered	Adelaide	18.8
Parenting Payment Single	Yorke Peninsula	7.6
Parenting Payment Single	York	10.2
Parenting Payment Single	Yilgarn	33.8
Parenting Payment Single	Yass Valley	16.6
Parenting Payment Single	Yarriambiack	21.7
Parenting Payment Single	Yarrabah	13.3
Parenting Payment Single	Yarra Ranges	14.8
Parenting Payment Single	Yarra	10.7
Parenting Payment Single	Yankalilla	11.3
Parenting Payment Single	Yalgoo	0.0
Parenting Payment Single	Wyndham-East Kimberley	9.4
Parenting Payment Single	Wyndham	21.9
Parenting Payment Single	Wyalkatchem	0.0
Parenting Payment Single	Wujal Wujal	39.0
Parenting Payment Single	Wudinna	0.0
Parenting Payment Single	Woorabinda	13.3
Parenting Payment Single	Woolahra	31.0
Parenting Payment Single	Woodanilling	0.0
Parenting Payment Single	Wongan-Ballidu	0.0
Parenting Payment Single	Wollongong	14.4
Parenting Payment Single	Wollondilly	18.0
Parenting Payment Single	Wodonga	16.6
Parenting Payment Single	Winton	26.0
Parenting Payment Single	Wingecarribee	15.6
Parenting Payment Single	Wiluna	8.4
Parenting Payment Single	Willoughby	26.1
Parenting Payment Single	Williams	44.0
Parenting Payment Single	Wickepin	0.0
Parenting Payment Single	Whyalla	9.8
Parenting Payment Single	Whitesea	16.0
Parenting Payment Single	Whitsunday	17.3
Parenting Payment Single	Whitehorse	16.3
Parenting Payment Single	Westonia	101.0

Social Security and Welfare by Local Government Area Average Days to Process - 1 July 2023 - 31 Dec 2023

Service Reason	Local Government Area	Average Days to Process
Parenting Payment Single	Western Downs	14.9
Parenting Payment Single	West Wimmera	8.4
Parenting Payment Single	West Torrens	13.6
Parenting Payment Single	West Tamar	15.2
Parenting Payment Single	West Daly	2.9
Parenting Payment Single	West Coast	11.5
Parenting Payment Single	West Arthur	60.0
Parenting Payment Single	West Arnhem	2.9
Parenting Payment Single	Wentworth	23.1
Parenting Payment Single	Wellington	13.7
Parenting Payment Single	Welpa	43.5
Parenting Payment Single	Weddin	9.4
Parenting Payment Single	Waverley	18.0
Parenting Payment Single	Wattle Range	16.3
Parenting Payment Single	Warrumbungle	14.5
Parenting Payment Single	Warrambool	12.8
Parenting Payment Single	Warren	25.6
Parenting Payment Single	Waroona	8.7
Parenting Payment Single	Waratah-Wynyard	7.5
Parenting Payment Single	Wanneroo (C)	0.0
Parenting Payment Single	Wanneroo	17.9
Parenting Payment Single	Wangaratta	11.9
Parenting Payment Single	Walkerville	1.9
Parenting Payment Single	Walgett	11.0
Parenting Payment Single	Walcha	11.2
Parenting Payment Single	Wakefield	14.2
Parenting Payment Single	Wagin	12.6
Parenting Payment Single	Wagga Wagga	17.7
Parenting Payment Single	Wagait	0.0
Parenting Payment Single	Vincent	22.0
Parenting Payment Single	Victoria Plains	0.0
Parenting Payment Single	Victoria Park	20.2
Parenting Payment Single	Victoria Daly	5.7
Parenting Payment Single	Victor Harbor	9.4
Parenting Payment Single	Uralla	16.6
Parenting Payment Single	Upper Lachlan	10.5
Parenting Payment Single	Upper Hunter	14.0
Parenting Payment Single	Unley	22.4
Parenting Payment Single	Unincorporated Vic	0.0
Parenting Payment Single	Unincorporated SA	3.3
Parenting Payment Single	Unincorporated NT	15.5
Parenting Payment Single	Unincorporated NSW	37.5
Parenting Payment Single	Unincorporated ACT	19.0
Parenting Payment Single	Unincorp. Other Territories	23.7
Parenting Payment Single	Tweed	17.2
Parenting Payment Single	Turnby Bay	17.3
Parenting Payment Single	Trayning	0.0
Parenting Payment Single	Towong	11.0
Parenting Payment Single	Townsville	17.5
Parenting Payment Single	Torres Strait Island	8.7
Parenting Payment Single	Torres	11.8
Parenting Payment Single	Toowoomba	17.2
Parenting Payment Single	Toodyay	20.3
Parenting Payment Single	Tiwi Islands	11.7

Social Security and Welfare by Local Government Area Average Days to Process - 1 July 2023 - 31 Dec 2023

Service Reason	Local Government Area	Average Days to Process
Parenting Payment Single	Three Springs	12.0
Parenting Payment Single	The Hills Shire (A)	36.0
Parenting Payment Single	The Hills	22.9
Parenting Payment Single	Tenterfield	10.8
Parenting Payment Single	Temora	16.0
Parenting Payment Single	Tea Tree Gully	16.0
Parenting Payment Single	Tatara	28.2
Parenting Payment Single	Tasman	12.9
Parenting Payment Single	Tamworth	15.1
Parenting Payment Single	Tammin	0.0
Parenting Payment Single	Tablelands	11.8
Parenting Payment Single	Sydney	17.6
Parenting Payment Single	Swan Hill	13.1
Parenting Payment Single	Swan	17.0
Parenting Payment Single	Sutherland	18.6
Parenting Payment Single	Surf Coast	16.9
Parenting Payment Single	Sunshine Coast	15.3
Parenting Payment Single	Subiaco	12.3
Parenting Payment Single	Streaky Bay	12.8
Parenting Payment Single	Strathfield	19.0
Parenting Payment Single	Strathbogie	14.9
Parenting Payment Single	Stonnington	18.8
Parenting Payment Single	Stirling	17.5
Parenting Payment Single	Southern Midlands	20.5
Parenting Payment Single	Southern Mallee	11.8
Parenting Payment Single	Southern Gramplians	11.9
Parenting Payment Single	Southern Downs	12.6
Parenting Payment Single	South Perth	16.6
Parenting Payment Single	South Gippsland	11.8
Parenting Payment Single	South Burnett	17.6
Parenting Payment Single	Sorell	16.2
Parenting Payment Single	Somerset	15.1
Parenting Payment Single	Snowy Valleys	14.3
Parenting Payment Single	Snowy Monaro	20.3
Parenting Payment Single	Singleton	17.8
Parenting Payment Single	Shoalhaven	15.1
Parenting Payment Single	Shellharbour	18.8
Parenting Payment Single	Shark Bay	2.6
Parenting Payment Single	Serpentine-Jarrahdale	24.9
Parenting Payment Single	Scenic Rim	16.6
Parenting Payment Single	Salisbury	13.4
Parenting Payment Single	Ryde	22.0
Parenting Payment Single	Roxby Downs	24.2
Parenting Payment Single	Roper Gulf	3.8
Parenting Payment Single	Rockingham	16.8
Parenting Payment Single	Rockhampton	18.0
Parenting Payment Single	Robe	20.4
Parenting Payment Single	Richmond Valley	15.3
Parenting Payment Single	Richmond	0.0
Parenting Payment Single	Renmark Paringa	15.3
Parenting Payment Single	Redland	17.5
Parenting Payment Single	Ravensthorpe	32.6
Parenting Payment Single	Randwick	21.4
Parenting Payment Single	Quilpie	0.0

Social Security and Welfare by Local Government Area Average Days to Process - 1 July 2023 - 31 Dec 2023

Service Reason	Local Government Area	Average Days to Process
Parenting Payment Single	Queenscliffe	0.0
Parenting Payment Single	Queanbeyan-Palerang	19.5
Parenting Payment Single	Quairading	24.6
Parenting Payment Single	Pyrenees	4.4
Parenting Payment Single	Prospect	11.4
Parenting Payment Single	Port Stephens	15.1
Parenting Payment Single	Port Pirie	6.4
Parenting Payment Single	Port Phillip	22.8
Parenting Payment Single	Port Macquarie-Hastings	16.8
Parenting Payment Single	Port Lincoln	9.9
Parenting Payment Single	Port Hedland	15.2
Parenting Payment Single	Port Augusta	12.9
Parenting Payment Single	Port Adelaide Enfield	11.3
Parenting Payment Single	Porpuraw	1.3
Parenting Payment Single	Playford	15.9
Parenting Payment Single	Plantagenet	6.1
Parenting Payment Single	Pingelly	27.8
Parenting Payment Single	Peterborough	11.8
Parenting Payment Single	Perth	17.2
Parenting Payment Single	Perenjori	27.5
Parenting Payment Single	Peppermint Grove	76.0
Parenting Payment Single	Perith	20.8
Parenting Payment Single	Parramatta	18.8
Parenting Payment Single	Paroo	6.6
Parenting Payment Single	Parke	14.2
Parenting Payment Single	Palmerston	15.7
Parenting Payment Single	Palm Island	11.4
Parenting Payment Single	Orroroo Carrieton	4.5
Parenting Payment Single	Orange	17.2
Parenting Payment Single	Onkaparinga	14.6
Parenting Payment Single	Oberon	16.1
Parenting Payment Single	Nungarin	0.0
Parenting Payment Single	Norwood Payneham and St Peters	16.0
Parenting Payment Single	Northern Peninsula Area	14.8
Parenting Payment Single	Northern Midlands	12.5
Parenting Payment Single	Northern Grampians	11.3
Parenting Payment Single	Northern Beaches	22.1
Parenting Payment Single	Northern Areas	10.0
Parenting Payment Single	Northampton	14.5
Parenting Payment Single	Northam	12.3
Parenting Payment Single	North Sydney	24.3
Parenting Payment Single	North Burnett	15.6
Parenting Payment Single	Noosa	12.0
Parenting Payment Single	Nillumbik	17.3
Parenting Payment Single	Ngaanyatjarraku	6.1
Parenting Payment Single	Newcastle	17.1
Parenting Payment Single	Nedlands	19.5
Parenting Payment Single	Narromine	15.4
Parenting Payment Single	Narrogin	8.4
Parenting Payment Single	Narrandera	13.7
Parenting Payment Single	Narrabri	19.6
Parenting Payment Single	Naracoorte Lucindale	9.9
Parenting Payment Single	Napranum	3.1
Parenting Payment Single	Nannup	11.3

Social Security and Welfare by Local Government Area Average Days to Process - 1 July 2023 - 31 Dec 2023

Service Reason	Local Government Area	Average Days to Process
Parenting Payment Single	Nambucca Valley	19.2
Parenting Payment Single	Muswellbrook	18.7
Parenting Payment Single	Murweh	15.2
Parenting Payment Single	Murrumbidgee	24.2
Parenting Payment Single	Murrindindi	15.6
Parenting Payment Single	Murray River	17.8
Parenting Payment Single	Murray Bridge	16.3
Parenting Payment Single	Murray	18.4
Parenting Payment Single	Mundaring	16.2
Parenting Payment Single	Mukinbudin	99.0
Parenting Payment Single	Moyne	20.2
Parenting Payment Single	Mount Remarkable	0.5
Parenting Payment Single	Mount Marshall	0.0
Parenting Payment Single	Mount Magnet	1.0
Parenting Payment Single	Mount Isa	16.4
Parenting Payment Single	Mount Gambier	15.2
Parenting Payment Single	Mount Barker	15.2
Parenting Payment Single	Mount Alexander	22.5
Parenting Payment Single	Mosman Park	12.4
Parenting Payment Single	Mosman	25.0
Parenting Payment Single	Mornington Peninsula	14.1
Parenting Payment Single	Mornington	10.7
Parenting Payment Single	Moreton Bay	17.7
Parenting Payment Single	Moreland	15.2
Parenting Payment Single	Moree Plains	17.0
Parenting Payment Single	Morawa	21.3
Parenting Payment Single	Moorabool	14.7
Parenting Payment Single	Moora	21.8
Parenting Payment Single	Moonee Valley	17.9
Parenting Payment Single	Monash	14.3
Parenting Payment Single	Morira	16.9
Parenting Payment Single	Mitchell	17.2
Parenting Payment Single	Mitcham	9.2
Parenting Payment Single	Mingenew	0.0
Parenting Payment Single	Mildura	17.5
Parenting Payment Single	Mid-Western	14.6
Parenting Payment Single	Mid-Coast	16.0
Parenting Payment Single	Mid Murray	15.4
Parenting Payment Single	Merredin	28.9
Parenting Payment Single	Menzies	35.0
Parenting Payment Single	Melville	18.0
Parenting Payment Single	Melton	20.4
Parenting Payment Single	Melbourne	18.4
Parenting Payment Single	Meekatharra	19.0
Parenting Payment Single	Meander Valley	14.8
Parenting Payment Single	Mckinlay	18.7
Parenting Payment Single	MaroonDAH	15.7
Parenting Payment Single	Marion	14.2
Parenting Payment Single	Maribymong	17.8
Parenting Payment Single	Mareeba	11.9
Parenting Payment Single	Maranoa	19.4
Parenting Payment Single	Maralinga Tjarutja	0.0
Parenting Payment Single	Mapoon	21.7
Parenting Payment Single	Mansfield	25.5

Social Security and Welfare by Local Government Area Average Days to Process - 1 July 2023 - 31 Dec 2023

Service Reason	Local Government Area	Average Days to Process
Parenting Payment Single	Manningham	23.0
Parenting Payment Single	Manjimmup	10.0
Parenting Payment Single	Mandurah	16.7
Parenting Payment Single	Maitland	18.7
Parenting Payment Single	Mackay	17.9
Parenting Payment Single	Macedon Ranges	20.9
Parenting Payment Single	MacDonnell	2.8
Parenting Payment Single	Loxton Walkerie	13.2
Parenting Payment Single	Lower Eyre Peninsula	18.0
Parenting Payment Single	Longreach	16.0
Parenting Payment Single	Logan	18.6
Parenting Payment Single	Loddon	21.9
Parenting Payment Single	Lockyer Valley	16.4
Parenting Payment Single	Lockhart River	9.6
Parenting Payment Single	Lockhart	16.2
Parenting Payment Single	Livingstone	14.2
Parenting Payment Single	Liverpool Plains	14.3
Parenting Payment Single	Liverpool	18.0
Parenting Payment Single	Lithgow	12.4
Parenting Payment Single	Litchfield	14.4
Parenting Payment Single	Lismore	10.0
Parenting Payment Single	Light	20.5
Parenting Payment Single	Leonora	2.8
Parenting Payment Single	Leeton	15.2
Parenting Payment Single	Laverton	9.5
Parenting Payment Single	Launceston	11.9
Parenting Payment Single	Latrobe (Vic.)	15.8
Parenting Payment Single	Latrobe (Tas.)	15.6
Parenting Payment Single	Lane Cove	19.7
Parenting Payment Single	Lake Macquarie	17.4
Parenting Payment Single	Lake Grace	0.0
Parenting Payment Single	Lachlan	12.7
Parenting Payment Single	Kyogle	4.8
Parenting Payment Single	Kwinana	16.1
Parenting Payment Single	Ku-ring-gai	19.7
Parenting Payment Single	Kowanyama	4.8
Parenting Payment Single	Kondinin	30.5
Parenting Payment Single	Kojoonup	15.8
Parenting Payment Single	Knox	17.2
Parenting Payment Single	Kingston (Vic.)	17.1
Parenting Payment Single	Kingston (SA)	9.8
Parenting Payment Single	Kingborough	17.5
Parenting Payment Single	King Island	0.0
Parenting Payment Single	Kimba	0.0
Parenting Payment Single	Kiama	16.4
Parenting Payment Single	Kentish	21.3
Parenting Payment Single	Kempsey	17.4
Parenting Payment Single	Kellerberrin	37.0
Parenting Payment Single	Katherine	7.2
Parenting Payment Single	Katanning	17.0
Parenting Payment Single	Karratha	21.4
Parenting Payment Single	Karoonda East Murray	26.5
Parenting Payment Single	Kangaroo Island	21.2
Parenting Payment Single	Kalgoorlie-Boulder	23.0

Social Security and Welfare by Local Government Area Average Days to Process - 1 July 2023 - 31 Dec 2023

Service Reason	Local Government Area	Average Days to Process
Parenting Payment Single	Kalamunda	12.9
Parenting Payment Single	June	14.0
Parenting Payment Single	Joondalup	16.8
Parenting Payment Single	Jerramungup	7.3
Parenting Payment Single	Isaac	24.5
Parenting Payment Single	Irwin	4.4
Parenting Payment Single	Ipswich	17.5
Parenting Payment Single	Inverell	12.0
Parenting Payment Single	Inner West	16.9
Parenting Payment Single	Indigo	17.0
Parenting Payment Single	Huon Valley	12.1
Parenting Payment Single	Hunters Hill	8.6
Parenting Payment Single	Hume	17.1
Parenting Payment Single	Horsham	15.1
Parenting Payment Single	Hornsby	20.1
Parenting Payment Single	Hope Vale	16.7
Parenting Payment Single	Holdfast Bay	14.8
Parenting Payment Single	Hobsons Bay	18.5
Parenting Payment Single	Hobart	17.9
Parenting Payment Single	Hindmarsh	6.8
Parenting Payment Single	Hinchinbrook	18.6
Parenting Payment Single	Hilltops	14.6
Parenting Payment Single	Hebburn	15.4
Parenting Payment Single	Hay	14.0
Parenting Payment Single	Hawkesbury	17.4
Parenting Payment Single	Harvey	15.4
Parenting Payment Single	Halls Creek	8.5
Parenting Payment Single	Gympie	14.0
Parenting Payment Single	Gwydir	21.6
Parenting Payment Single	Gunnedah	23.2
Parenting Payment Single	Griffith	18.4
Parenting Payment Single	Greater Shepparton	12.6
Parenting Payment Single	Greater Hume	18.2
Parenting Payment Single	Greater Geraldton	15.8
Parenting Payment Single	Greater Geelong	16.4
Parenting Payment Single	Greater Dandenong	13.8
Parenting Payment Single	Greater Bendigo	15.1
Parenting Payment Single	Grant	13.4
Parenting Payment Single	Goyder	5.8
Parenting Payment Single	Goulburn Mulwaree	17.3
Parenting Payment Single	Gosnells	16.2
Parenting Payment Single	Goondiwindi	14.5
Parenting Payment Single	Goomalling	28.1
Parenting Payment Single	Golden Plains	15.3
Parenting Payment Single	Gold Coast	18.3
Parenting Payment Single	Gnowangerup	14.2
Parenting Payment Single	Glenorchy	14.8
Parenting Payment Single	Gleneig	13.4
Parenting Payment Single	Glen Innes Severn	16.9
Parenting Payment Single	Glen Eira	21.5
Parenting Payment Single	Glamorgan-Spring Bay	16.9
Parenting Payment Single	Gladstone	15.2
Parenting Payment Single	Gingin	16.9
Parenting Payment Single	Gilgandra	17.3

Social Security and Welfare by Local Government Area Average Days to Process - 1 July 2023 - 31 Dec 2023

Service Reason	Local Government Area	Average Days to Process
Parenting Payment Single	Georges River	17.6
Parenting Payment Single	George Town	12.7
Parenting Payment Single	Gawler	19.3
Parenting Payment Single	Gannawarra	15.4
Parenting Payment Single	Fremantle	13.3
Parenting Payment Single	Fraser Coast	13.6
Parenting Payment Single	Frankston	16.1
Parenting Payment Single	Franklin Harbour	33.8
Parenting Payment Single	Forbes	20.1
Parenting Payment Single	Flinders Ranges	16.3
Parenting Payment Single	Flinders (Tas.)	0.0
Parenting Payment Single	Flinders (Qld)	0.0
Parenting Payment Single	Federation	21.5
Parenting Payment Single	Fairfield	13.2
Parenting Payment Single	Exmouth	9.3
Parenting Payment Single	Eurobodalla	12.9
Parenting Payment Single	Etheridge	46.8
Parenting Payment Single	Esperance	19.8
Parenting Payment Single	Elliston	19.8
Parenting Payment Single	Edward River	22.7
Parenting Payment Single	East Pilbara	7.2
Parenting Payment Single	East Gippsland	14.9
Parenting Payment Single	East Fremantle	14.3
Parenting Payment Single	East Arnhem	3.9
Parenting Payment Single	Dungog	19.7
Parenting Payment Single	Dundas	25.4
Parenting Payment Single	Dumblenyung	0.0
Parenting Payment Single	Dubbo	17.9
Parenting Payment Single	Dowerin	17.6
Parenting Payment Single	Douglas	11.3
Parenting Payment Single	Dorset	12.8
Parenting Payment Single	Doomadgee	6.0
Parenting Payment Single	Donnybrook-Balingup	14.6
Parenting Payment Single	Devonport	11.5
Parenting Payment Single	Derwent Valley	14.2
Parenting Payment Single	Derby-West Kimberley	7.6
Parenting Payment Single	Denmark	4.4
Parenting Payment Single	Darwin	12.6
Parenting Payment Single	Darebin	19.2
Parenting Payment Single	Dardanup	11.2
Parenting Payment Single	Dandaragan	13.7
Parenting Payment Single	Dalwallinu	7.7
Parenting Payment Single	Cunderdin	20.0
Parenting Payment Single	Cumberland	19.1
Parenting Payment Single	Cue	0.0
Parenting Payment Single	Cuballing	0.0
Parenting Payment Single	Croydon	3.3
Parenting Payment Single	Cranbrook	22.7
Parenting Payment Single	Cowra	16.5
Parenting Payment Single	Cottesloe	35.6
Parenting Payment Single	Corrigin	0.0
Parenting Payment Single	Corangamite	12.8
Parenting Payment Single	Copper Coast	10.1
Parenting Payment Single	Cootamundra-Gundagai	15.9

Social Security and Welfare by Local Government Area Average Days to Process - 1 July 2023 - 31 Dec 2023

Service Reason	Local Government Area	Average Days to Process
Parenting Payment Single	Coorow	0.0
Parenting Payment Single	Coorong	11.8
Parenting Payment Single	Coonamble	19.3
Parenting Payment Single	Coomalie	9.9
Parenting Payment Single	Coolgardie	21.0
Parenting Payment Single	Coolamon	17.8
Parenting Payment Single	Cook	5.9
Parenting Payment Single	Coober Pedy	8.1
Parenting Payment Single	Collie	14.0
Parenting Payment Single	Colac Otway	14.8
Parenting Payment Single	Coffs Harbour	16.4
Parenting Payment Single	Cockburn	15.9
Parenting Payment Single	Cobar	19.2
Parenting Payment Single	Cloncurry	8.4
Parenting Payment Single	Cleve	27.5
Parenting Payment Single	Clarence Valley	18.1
Parenting Payment Single	Clarence	16.3
Parenting Payment Single	Claremont	20.9
Parenting Payment Single	Clare and Gilbert Valleys	11.7
Parenting Payment Single	Circular Head	13.7
Parenting Payment Single	Christmas Island	71.0
Parenting Payment Single	Chittering	9.7
Parenting Payment Single	Cherbourg	16.4
Parenting Payment Single	Charters Towers	10.3
Parenting Payment Single	Charles Sturt	14.4
Parenting Payment Single	Chapman Valley	11.5
Parenting Payment Single	Cessnock	17.6
Parenting Payment Single	Central Highlands (Tas.)	9.8
Parenting Payment Single	Central Highlands (Qld)	22.7
Parenting Payment Single	Central Goldfields	10.5
Parenting Payment Single	Central Desert	6.8
Parenting Payment Single	Central Darling	19.5
Parenting Payment Single	Central Coast (Tas.)	13.8
Parenting Payment Single	Central Coast (NSW)	17.0
Parenting Payment Single	Ceduna	8.6
Parenting Payment Single	Cassowary Coast	13.6
Parenting Payment Single	Casey	20.4
Parenting Payment Single	Carrathool	9.4
Parenting Payment Single	Carpentaria	6.3
Parenting Payment Single	Carnarvon	11.1
Parenting Payment Single	Carnamah	3.7
Parenting Payment Single	Cardinia	20.1
Parenting Payment Single	Capel	20.9
Parenting Payment Single	Canterbury-Bankstown	16.2
Parenting Payment Single	Canning	14.6
Parenting Payment Single	Canada Bay	19.5
Parenting Payment Single	Campbelltown (SA)	13.3
Parenting Payment Single	Campbelltown (NSW)	18.3
Parenting Payment Single	Campaspe	12.1
Parenting Payment Single	Camden	20.6
Parenting Payment Single	Cambridge	19.5
Parenting Payment Single	Cairns	17.5
Parenting Payment Single	Cabonne	15.8
Parenting Payment Single	Byron	14.3

Social Security and Welfare by Local Government Area Average Days to Process - 1 July 2023 - 31 Dec 2023

Service Reason	Local Government Area	Average Days to Process
Parenting Payment Single	Busseton	12.5
Parenting Payment Single	Burwood	19.7
Parenting Payment Single	Burnside	13.3
Parenting Payment Single	Burnie	10.1
Parenting Payment Single	Burke	7.5
Parenting Payment Single	Burdakin	15.3
Parenting Payment Single	Bundaberg	14.8
Parenting Payment Single	Bunbury	13.3
Parenting Payment Single	Buloke	7.1
Parenting Payment Single	Bulloo	47.0
Parenting Payment Single	Bruce Rock	11.5
Parenting Payment Single	Broomehill-Tambellup	24.7
Parenting Payment Single	Broome	15.8
Parenting Payment Single	Brookton	24.9
Parenting Payment Single	Broken Hill	16.4
Parenting Payment Single	Brisbane	18.5
Parenting Payment Single	Brimbank	13.4
Parenting Payment Single	Brighton	13.2
Parenting Payment Single	Bridgetown-Greenbushes	15.8
Parenting Payment Single	Brewarrina	6.8
Parenting Payment Single	Break O'Day	14.5
Parenting Payment Single	Boyup Brook	20.9
Parenting Payment Single	Bourke	5.1
Parenting Payment Single	Boulia	5.1
Parenting Payment Single	Boroondara	21.3
Parenting Payment Single	Bogan	14.0
Parenting Payment Single	Boddington	11.4
Parenting Payment Single	Blue Mountains	14.6
Parenting Payment Single	Blayney	20.6
Parenting Payment Single	Bland	22.3
Parenting Payment Single	Blacktown	20.0
Parenting Payment Single	Blackall Tambo	18.4
Parenting Payment Single	Beverley	10.1
Parenting Payment Single	Berrigan	9.2
Parenting Payment Single	Berri Barmera	13.4
Parenting Payment Single	Benalla	13.8
Parenting Payment Single	Belyuen	12.3
Parenting Payment Single	Belmont	17.5
Parenting Payment Single	Bellingin	13.8
Parenting Payment Single	Bega Valley	12.2
Parenting Payment Single	Bayswater	16.5
Parenting Payment Single	Bayside (Vic.)	21.5
Parenting Payment Single	Bayside (NSW)	21.0
Parenting Payment Single	Baw Baw	21.6
Parenting Payment Single	Bathurst	15.4
Parenting Payment Single	Bassendean	16.1
Parenting Payment Single	Bass Coast	13.7
Parenting Payment Single	Barunga West	24.5
Parenting Payment Single	Barossa	14.0
Parenting Payment Single	Barkly	12.2
Parenting Payment Single	Barcoo	0.0
Parenting Payment Single	Barcaldine	17.5
Parenting Payment Single	Banyule	15.9
Parenting Payment Single	Banana	16.0

Social Security and Welfare by Local Government Area Average Days to Process - 1 July 2023 - 31 Dec 2023

Service Reason	Local Government Area	Average Days to Process
Parenting Payment Single	Balranald	4.4
Parenting Payment Single	Balonne	13.3
Parenting Payment Single	Ballina	17.2
Parenting Payment Single	Ballarat	15.8
Parenting Payment Single	Aurukun	6.4
Parenting Payment Single	Augusta Margaret River	15.8
Parenting Payment Single	Ashburton	11.8
Parenting Payment Single	Armidale	15.0
Parenting Payment Single	Armadale	18.1
Parenting Payment Single	Ararat	13.6
Parenting Payment Single	Anangu Pitjantjatjara Yankunytjatjara	6.6
Parenting Payment Single	Alpine	10.5
Parenting Payment Single	Alice Springs	11.7
Parenting Payment Single	Alexandrina	12.9
Parenting Payment Single	Albury	15.6
Parenting Payment Single	Albany	12.4
Parenting Payment Single	Adelaide Plains	27.1
Parenting Payment Single	Adelaide Hills	18.0
Parenting Payment Single	Adelaide	11.4
Pensioner Education Supplement	Yorke Peninsula	18.5
Pensioner Education Supplement	Yass Valley	13.3
Pensioner Education Supplement	Yarrambiack	21.3
Pensioner Education Supplement	Yarra Ranges	21.5
Pensioner Education Supplement	Yarra	16.5
Pensioner Education Supplement	Yankalilla	21.0
Pensioner Education Supplement	Wyndham-East Kimberley	21.0
Pensioner Education Supplement	Wyndham	17.9
Pensioner Education Supplement	Wyalkatchem	7.0
Pensioner Education Supplement	Woolahra	9.8
Pensioner Education Supplement	Wongan-Ballidu	7.0
Pensioner Education Supplement	Wollongong	20.0
Pensioner Education Supplement	Wollondilly	22.9
Pensioner Education Supplement	Wodonga	19.8
Pensioner Education Supplement	Winton	21.0
Pensioner Education Supplement	Wingecarribee	18.2
Pensioner Education Supplement	Willoughby	17.2
Pensioner Education Supplement	Whyalla	11.7
Pensioner Education Supplement	Whitesea	15.9
Pensioner Education Supplement	Whitsunday	17.1
Pensioner Education Supplement	Whitehorse	20.6
Pensioner Education Supplement	Western Downs	17.0
Pensioner Education Supplement	West Torrens	18.4
Pensioner Education Supplement	West Tamar	12.7
Pensioner Education Supplement	West Coast	22.3
Pensioner Education Supplement	West Arthur	20.0
Pensioner Education Supplement	West Arnhem	8.0
Pensioner Education Supplement	Wentworth	7.0
Pensioner Education Supplement	Wellington	14.3
Pensioner Education Supplement	Weipa	8.0
Pensioner Education Supplement	Weddin	17.0
Pensioner Education Supplement	Waverley	10.9
Pensioner Education Supplement	Wattle Range	14.7
Pensioner Education Supplement	Warrumbungle	22.8
Pensioner Education Supplement	Warrnambool	13.4

Social Security and Welfare by Local Government Area Average Days to Process - 1 July 2023 - 31 Dec 2023

Service Reason	Local Government Area	Average Days to Process
Pensioner Education Supplement	Waroona	3.5
Pensioner Education Supplement	Waratah-Wynyard	15.1
Pensioner Education Supplement	Wanneroo	17.2
Pensioner Education Supplement	Wangaratta	13.2
Pensioner Education Supplement	Walkerville	7.0
Pensioner Education Supplement	Walgett	13.0
Pensioner Education Supplement	Walcha	20.3
Pensioner Education Supplement	Wakefield	18.3
Pensioner Education Supplement	Wagga Wagga	17.1
Pensioner Education Supplement	Vincent	24.8
Pensioner Education Supplement	Victoria Park	15.3
Pensioner Education Supplement	Victor Harbor	17.4
Pensioner Education Supplement	Uralla	17.0
Pensioner Education Supplement	Upper Lachlan	21.0
Pensioner Education Supplement	Upper Hunter	11.7
Pensioner Education Supplement	Unley	15.8
Pensioner Education Supplement	Unincorporated SA	24.3
Pensioner Education Supplement	Unincorporated ACT	16.0
Pensioner Education Supplement	Tweed	15.4
Pensioner Education Supplement	Towong	20.5
Pensioner Education Supplement	Townsville	16.2
Pensioner Education Supplement	Torres Strait Island	44.6
Pensioner Education Supplement	Torres	30.5
Pensioner Education Supplement	Toowoomba	18.0
Pensioner Education Supplement	Toodyay	23.8
Pensioner Education Supplement	The Hills	16.3
Pensioner Education Supplement	Tenterfield	10.5
Pensioner Education Supplement	Temora	0.0
Pensioner Education Supplement	Tea Tree Gully	16.2
Pensioner Education Supplement	Tamworth	17.6
Pensioner Education Supplement	Tablelands	18.2
Pensioner Education Supplement	Sydney	14.0
Pensioner Education Supplement	Swan Hill	16.7
Pensioner Education Supplement	Swan	16.9
Pensioner Education Supplement	Sutherland	13.0
Pensioner Education Supplement	Surf Coast	20.8
Pensioner Education Supplement	Sunshine Coast	15.7
Pensioner Education Supplement	Subiaco	18.0
Pensioner Education Supplement	Strathfield	23.1
Pensioner Education Supplement	Strathbogie	13.5
Pensioner Education Supplement	Stonnington	21.9
Pensioner Education Supplement	Stirling	18.6
Pensioner Education Supplement	Southern Midlands	20.0
Pensioner Education Supplement	Southern Mallee	14.0
Pensioner Education Supplement	Southern Gramplians	16.0
Pensioner Education Supplement	Southern Downs	16.0
Pensioner Education Supplement	South Perth	18.2
Pensioner Education Supplement	South Gippsland	20.8
Pensioner Education Supplement	South Burnett	16.5
Pensioner Education Supplement	Sorell	17.6
Pensioner Education Supplement	Somerset	14.0
Pensioner Education Supplement	Snowy Valleys	17.0
Pensioner Education Supplement	Snowy Monaro	12.4
Pensioner Education Supplement	Singleton	15.9

Social Security and Welfare by Local Government Area Average Days to Process - 1 July 2023 - 31 Dec 2023

Service Reason	Local Government Area	Average Days to Process
Pensioner Education Supplement	Shoalhaven	17.4
Pensioner Education Supplement	Shellharbour	19.2
Pensioner Education Supplement	Serpentine-Jarrahdale	15.5
Pensioner Education Supplement	Scenic Rim	18.6
Pensioner Education Supplement	Salisbury	19.3
Pensioner Education Supplement	Ryde	11.6
Pensioner Education Supplement	Rockingham	15.5
Pensioner Education Supplement	Rockhampton	17.0
Pensioner Education Supplement	Robe	39.0
Pensioner Education Supplement	Richmond Valley	13.5
Pensioner Education Supplement	Renmark Paringa	14.3
Pensioner Education Supplement	Redland	16.3
Pensioner Education Supplement	Randwick	17.8
Pensioner Education Supplement	Queanbeyan-Palerang	16.4
Pensioner Education Supplement	Pyrenees	19.5
Pensioner Education Supplement	Prospect	15.5
Pensioner Education Supplement	Port Stephens	17.1
Pensioner Education Supplement	Port Pirie	10.3
Pensioner Education Supplement	Port Phillip	14.4
Pensioner Education Supplement	Port Macquarie-Hastings	13.5
Pensioner Education Supplement	Port Lincoln	10.1
Pensioner Education Supplement	Port Hedland	21.0
Pensioner Education Supplement	Port Augusta	12.2
Pensioner Education Supplement	Port Adelaide Enfield	15.7
Pensioner Education Supplement	Playford	17.6
Pensioner Education Supplement	Plantagenet	24.0
Pensioner Education Supplement	Peterborough	8.0
Pensioner Education Supplement	Perth	17.7
Pensioner Education Supplement	Perth	16.8
Pensioner Education Supplement	Parramatta	15.2
Pensioner Education Supplement	Parkes	14.6
Pensioner Education Supplement	Palmerston	19.0
Pensioner Education Supplement	Orange	16.8
Pensioner Education Supplement	Onkaparinga	15.8
Pensioner Education Supplement	Oberon	12.6
Pensioner Education Supplement	Norwood Payneham and St Peters	15.6
Pensioner Education Supplement	Northern Peninsula Area	31.0
Pensioner Education Supplement	Northern Midlands	16.8
Pensioner Education Supplement	Northern Grampians	15.1
Pensioner Education Supplement	Northern Beaches	12.7
Pensioner Education Supplement	Northam	15.6
Pensioner Education Supplement	North Sydney	12.4
Pensioner Education Supplement	North Burnett	13.0
Pensioner Education Supplement	Noosa	13.0
Pensioner Education Supplement	Nillumbik	18.7
Pensioner Education Supplement	Newcastle	17.0
Pensioner Education Supplement	Nedlands	9.3
Pensioner Education Supplement	Narramine	15.0
Pensioner Education Supplement	Narrogin	8.2
Pensioner Education Supplement	Narrandera	7.0
Pensioner Education Supplement	Narrabri	21.0
Pensioner Education Supplement	Naracoorte Lucindale	14.0
Pensioner Education Supplement	Nambucca Valley	10.0
Pensioner Education Supplement	Muswellbrook	12.3

Social Security and Welfare by Local Government Area Average Days to Process - 1 July 2023 - 31 Dec 2023

Service Reason	Local Government Area	Average Days to Process
Pensioner Education Supplement	Murweh	13.5
Pensioner Education Supplement	Murrumbidgee	11.7
Pensioner Education Supplement	Murrindindi	19.3
Pensioner Education Supplement	Murray River	30.8
Pensioner Education Supplement	Murray Bridge	14.2
Pensioner Education Supplement	Murray	15.4
Pensioner Education Supplement	Mundaring	23.3
Pensioner Education Supplement	Moynes	16.0
Pensioner Education Supplement	Mount Remarkable	21.0
Pensioner Education Supplement	Mount Isa	18.8
Pensioner Education Supplement	Mount Gambier	15.5
Pensioner Education Supplement	Mount Barker	19.2
Pensioner Education Supplement	Mount Alexander	26.7
Pensioner Education Supplement	Mosman Park	26.5
Pensioner Education Supplement	Mosman	9.0
Pensioner Education Supplement	Mornington Peninsula	17.2
Pensioner Education Supplement	Mornington	20.0
Pensioner Education Supplement	Moreton Bay	15.9
Pensioner Education Supplement	Moreland	16.0
Pensioner Education Supplement	Moree Plains	17.1
Pensioner Education Supplement	Moorabool	39.4
Pensioner Education Supplement	Moonee Valley	15.1
Pensioner Education Supplement	Monash	18.5
Pensioner Education Supplement	Moira	12.7
Pensioner Education Supplement	Mitchell	15.9
Pensioner Education Supplement	Mitcham	15.5
Pensioner Education Supplement	Mildura	15.9
Pensioner Education Supplement	Mid-Western	10.9
Pensioner Education Supplement	Mid-Coast	16.1
Pensioner Education Supplement	Mid Murray	15.5
Pensioner Education Supplement	Merredin	7.0
Pensioner Education Supplement	Melville	19.0
Pensioner Education Supplement	Melton	16.0
Pensioner Education Supplement	Melbourne	14.2
Pensioner Education Supplement	Meander Valley	17.9
Pensioner Education Supplement	Maroondah	17.2
Pensioner Education Supplement	Marion	18.7
Pensioner Education Supplement	Maribymong	17.4
Pensioner Education Supplement	Marreeba	15.1
Pensioner Education Supplement	Maranoa	17.9
Pensioner Education Supplement	Mansfield	7.3
Pensioner Education Supplement	Manningham	17.0
Pensioner Education Supplement	Manjimup	12.6
Pensioner Education Supplement	Mandurah	15.4
Pensioner Education Supplement	Maitland	18.7
Pensioner Education Supplement	Mackay	19.3
Pensioner Education Supplement	Macedon Ranges	11.7
Pensioner Education Supplement	MacDonnell	21.0
Pensioner Education Supplement	Loxton Waikerie	22.0
Pensioner Education Supplement	Lower Eyre Peninsula	21.3
Pensioner Education Supplement	Logan	16.6
Pensioner Education Supplement	Loddon	19.5
Pensioner Education Supplement	Lockyer Valley	19.6
Pensioner Education Supplement	Lockhart	21.5

Social Security and Welfare by Local Government Area Average Days to Process - 1 July 2023 - 31 Dec 2023

Service Reason	Local Government Area	Average Days to Process
Pensioner Education Supplement	Livingstone	7.0
Pensioner Education Supplement	Liverpool Plains	13.9
Pensioner Education Supplement	Liverpool	14.1
Pensioner Education Supplement	Lithgow	23.5
Pensioner Education Supplement	Litchfield	26.0
Pensioner Education Supplement	Lismore	17.1
Pensioner Education Supplement	Light	19.3
Pensioner Education Supplement	Leeton	28.0
Pensioner Education Supplement	Launceston	11.3
Pensioner Education Supplement	Latrobe (Vic.)	15.6
Pensioner Education Supplement	Latrobe (Tas.)	16.6
Pensioner Education Supplement	Lane Cove	38.0
Pensioner Education Supplement	Lake Macquarie	17.0
Pensioner Education Supplement	Lachlan	26.0
Pensioner Education Supplement	Kyogle	21.0
Pensioner Education Supplement	Kwinana	11.4
Pensioner Education Supplement	Ku-ring-gai	22.0
Pensioner Education Supplement	Knox	16.2
Pensioner Education Supplement	Kingston (Vic.)	16.0
Pensioner Education Supplement	Kingston (SA)	7.0
Pensioner Education Supplement	Kingborough	17.1
Pensioner Education Supplement	Kiama	13.7
Pensioner Education Supplement	Kentish	13.3
Pensioner Education Supplement	Kempsey	12.8
Pensioner Education Supplement	Katanning	16.3
Pensioner Education Supplement	Karoonda East Murray	7.0
Pensioner Education Supplement	Kangaroo Island	11.5
Pensioner Education Supplement	Kalgoorlie-Boulder	17.9
Pensioner Education Supplement	Kalamunda	22.5
Pensioner Education Supplement	June	22.3
Pensioner Education Supplement	Joondalup	20.9
Pensioner Education Supplement	Isaac	18.3
Pensioner Education Supplement	Irwin	0.0
Pensioner Education Supplement	Ipswich	17.4
Pensioner Education Supplement	Inverell	15.3
Pensioner Education Supplement	Inner West	17.4
Pensioner Education Supplement	Indigo	23.0
Pensioner Education Supplement	Huon Valley	16.7
Pensioner Education Supplement	Hunters Hill	21.0
Pensioner Education Supplement	Hume	14.5
Pensioner Education Supplement	Horsham	22.9
Pensioner Education Supplement	Hornsby	18.5
Pensioner Education Supplement	Hope Vale	21.0
Pensioner Education Supplement	Holdfast Bay	15.8
Pensioner Education Supplement	Hobsons Bay	19.1
Pensioner Education Supplement	Hobart	16.4
Pensioner Education Supplement	Hinchinbrook	21.0
Pensioner Education Supplement	Hilltops	18.2
Pensioner Education Supplement	Hepburn	15.8
Pensioner Education Supplement	Hawkesbury	18.0
Pensioner Education Supplement	Harvey	14.2
Pensioner Education Supplement	Gympie	14.6
Pensioner Education Supplement	Gwydir	15.7
Pensioner Education Supplement	Gunnedah	21.3

Social Security and Welfare by Local Government Area Average Days to Process - 1 July 2023 - 31 Dec 2023

Service Reason	Local Government Area	Average Days to Process
Pensioner Education Supplement	Griffith	21.1
Pensioner Education Supplement	Greater Shepparton	16.1
Pensioner Education Supplement	Greater Hume	11.8
Pensioner Education Supplement	Greater Geraldton	16.5
Pensioner Education Supplement	Greater Geelong	16.2
Pensioner Education Supplement	Greater Dandenong	19.6
Pensioner Education Supplement	Greater Bendigo	15.7
Pensioner Education Supplement	Goyder	15.3
Pensioner Education Supplement	Goulburn Mulwaree	19.0
Pensioner Education Supplement	Gosnells	16.9
Pensioner Education Supplement	Goondiwindi	23.7
Pensioner Education Supplement	Goomalling	11.0
Pensioner Education Supplement	Golden Plains	32.5
Pensioner Education Supplement	Gold Coast	15.9
Pensioner Education Supplement	Gnowangerup	22.5
Pensioner Education Supplement	Glenorchy	12.2
Pensioner Education Supplement	Glenelg	13.3
Pensioner Education Supplement	Glen Innes Severn	31.3
Pensioner Education Supplement	Glen Eira	15.7
Pensioner Education Supplement	Gladstone	14.5
Pensioner Education Supplement	Gingin	10.5
Pensioner Education Supplement	Gilgandra	14.2
Pensioner Education Supplement	Georges River	21.0
Pensioner Education Supplement	George Town	21.1
Pensioner Education Supplement	Gawler	17.7
Pensioner Education Supplement	Gannawarra	13.3
Pensioner Education Supplement	Fremantle	14.0
Pensioner Education Supplement	Fraser Coast	15.1
Pensioner Education Supplement	Frankston	17.0
Pensioner Education Supplement	Forbes	11.7
Pensioner Education Supplement	Federation	14.4
Pensioner Education Supplement	Fairfield	14.6
Pensioner Education Supplement	Eurobodalla	15.2
Pensioner Education Supplement	Esperance	20.3
Pensioner Education Supplement	Edward River	15.5
Pensioner Education Supplement	East Gippsland	17.7
Pensioner Education Supplement	East Fremantle	14.0
Pensioner Education Supplement	Dungog	17.8
Pensioner Education Supplement	Dubbo	15.8
Pensioner Education Supplement	Douglas	28.3
Pensioner Education Supplement	Dorset	15.9
Pensioner Education Supplement	Donnybrook-Balingup	14.0
Pensioner Education Supplement	Devonport	14.0
Pensioner Education Supplement	Derwent Valley	23.2
Pensioner Education Supplement	Derby-West Kimberley	5.8
Pensioner Education Supplement	Darwin	20.2
Pensioner Education Supplement	Darebin	21.3
Pensioner Education Supplement	Dardanup	12.7
Pensioner Education Supplement	Dandaragan	7.0
Pensioner Education Supplement	Cumberland	16.2
Pensioner Education Supplement	Cowra	22.6
Pensioner Education Supplement	Corrigin	7.0
Pensioner Education Supplement	Corangamite	11.0
Pensioner Education Supplement	Copper Coast	10.2

Social Security and Welfare by Local Government Area Average Days to Process - 1 July 2023 - 31 Dec 2023

Service Reason	Local Government Area	Average Days to Process
Pensioner Education Supplement	Cootamundra-Gundagai	18.6
Pensioner Education Supplement	Coorow	20.0
Pensioner Education Supplement	Coorong	21.0
Pensioner Education Supplement	Coonamble	12.2
Pensioner Education Supplement	Coomalle	29.0
Pensioner Education Supplement	Coolgardie	21.0
Pensioner Education Supplement	Coolamon	11.7
Pensioner Education Supplement	Cook	19.8
Pensioner Education Supplement	Cooper Pedy	21.0
Pensioner Education Supplement	Collie	12.7
Pensioner Education Supplement	Colac Otway	12.7
Pensioner Education Supplement	Coffs Harbour	14.5
Pensioner Education Supplement	Cockburn	17.1
Pensioner Education Supplement	Cobar	21.0
Pensioner Education Supplement	Cloncurry	6.0
Pensioner Education Supplement	Cleve	36.0
Pensioner Education Supplement	Clarence Valley	17.8
Pensioner Education Supplement	Clarence	11.3
Pensioner Education Supplement	Claremont	3.5
Pensioner Education Supplement	Clare and Gilbert Valleys	17.3
Pensioner Education Supplement	Circular Head	13.5
Pensioner Education Supplement	Chittering	7.0
Pensioner Education Supplement	Cherbourg	27.0
Pensioner Education Supplement	Charters Towers	15.3
Pensioner Education Supplement	Charles Sturt	16.9
Pensioner Education Supplement	Cessnock	15.4
Pensioner Education Supplement	Central Highlands (Tas.)	21.0
Pensioner Education Supplement	Central Highlands (Qld)	18.5
Pensioner Education Supplement	Central Goldfields	19.6
Pensioner Education Supplement	Central Coast (Tas.)	14.4
Pensioner Education Supplement	Central Coast (NSW)	16.9
Pensioner Education Supplement	Cassowary Coast	16.4
Pensioner Education Supplement	Casey	16.0
Pensioner Education Supplement	Carrathool	8.0
Pensioner Education Supplement	Carnarvon	10.5
Pensioner Education Supplement	Cardinia	25.1
Pensioner Education Supplement	Capel	17.3
Pensioner Education Supplement	Canterbury-Bankstown	14.8
Pensioner Education Supplement	Canning	15.0
Pensioner Education Supplement	Canada Bay	19.2
Pensioner Education Supplement	Campbelltown (SA)	16.0
Pensioner Education Supplement	Campbelltown (NSW)	14.9
Pensioner Education Supplement	Campaspe	12.5
Pensioner Education Supplement	Camden	15.0
Pensioner Education Supplement	Cambridge	23.6
Pensioner Education Supplement	Cairns	18.8
Pensioner Education Supplement	Byron	15.5
Pensioner Education Supplement	Busseton	13.1
Pensioner Education Supplement	Burwood	12.1
Pensioner Education Supplement	Burnside	10.8
Pensioner Education Supplement	Burnie	20.9
Pensioner Education Supplement	Burke	21.0
Pensioner Education Supplement	Burdakin	15.3
Pensioner Education Supplement	Bundaberg	16.1

Social Security and Welfare by Local Government Area Average Days to Process - 1 July 2023 - 31 Dec 2023

Service Reason	Local Government Area	Average Days to Process
Pensioner Education Supplement	Bunbury	18.6
Pensioner Education Supplement	Buloke	21.0
Pensioner Education Supplement	Bruce Rock	25.5
Pensioner Education Supplement	Broome	29.0
Pensioner Education Supplement	Broken Hill	13.9
Pensioner Education Supplement	Brisbane	16.8
Pensioner Education Supplement	Brimbank	15.5
Pensioner Education Supplement	Brighton	14.3
Pensioner Education Supplement	Bridgetown-Greenbushes	14.0
Pensioner Education Supplement	Brewarrina	10.5
Pensioner Education Supplement	Break O'Day	7.0
Pensioner Education Supplement	Bourke	21.0
Pensioner Education Supplement	Bouli	31.0
Pensioner Education Supplement	Boroondara	11.2
Pensioner Education Supplement	Bogan	21.0
Pensioner Education Supplement	Boddington	50.0
Pensioner Education Supplement	Blue Mountains	19.8
Pensioner Education Supplement	Blayney	16.4
Pensioner Education Supplement	Bland	17.0
Pensioner Education Supplement	Blacktown	15.0
Pensioner Education Supplement	Berrigan	12.6
Pensioner Education Supplement	Berri Barmera	21.3
Pensioner Education Supplement	Benalla	15.5
Pensioner Education Supplement	Belmont	15.3
Pensioner Education Supplement	Bellingen	8.4
Pensioner Education Supplement	Bega Valley	15.2
Pensioner Education Supplement	Baywater	12.0
Pensioner Education Supplement	Bayside (Vic.)	10.3
Pensioner Education Supplement	Bayside (NSW)	21.3
Pensioner Education Supplement	Baw Baw	18.1
Pensioner Education Supplement	Bathurst	18.6
Pensioner Education Supplement	Bassendean	10.2
Pensioner Education Supplement	Bass Coast	14.2
Pensioner Education Supplement	Barunga West	13.0
Pensioner Education Supplement	Barossa	12.4
Pensioner Education Supplement	Barkly	27.0
Pensioner Education Supplement	Barcardine	8.0
Pensioner Education Supplement	Banyule	12.1
Pensioner Education Supplement	Banana	17.2
Pensioner Education Supplement	Ballina	20.7
Pensioner Education Supplement	Ballarat	17.2
Pensioner Education Supplement	Augusta Margaret River	13.5
Pensioner Education Supplement	Armidale	15.8
Pensioner Education Supplement	Armadale	16.1
Pensioner Education Supplement	Ararat	12.6
Pensioner Education Supplement	Alpine	18.0
Pensioner Education Supplement	Alice Springs	19.5
Pensioner Education Supplement	Alexandrina	15.1
Pensioner Education Supplement	Albury	15.2
Pensioner Education Supplement	Albany	19.7
Pensioner Education Supplement	Adelaide Plains	20.7
Pensioner Education Supplement	Adelaide Hills	16.5
Pensioner Education Supplement	Adelaide	15.6
Seniors Health Card	Yorke Peninsula	37.2

Social Security and Welfare by Local Government Area Average Days to Process - 1 July 2023 - 31 Dec 2023

Service Reason	Local Government Area	Average Days to Process
Seniors Health Card	York	63.8
Seniors Health Card	Yass Valley	53.6
Seniors Health Card	Yarriambiack	56.8
Seniors Health Card	Yarra Ranges	50.8
Seniors Health Card	Yarra	54.5
Seniors Health Card	Yankalilla	67.3
Seniors Health Card	Wyndham-East Kimberley	25.0
Seniors Health Card	Wyndham	61.8
Seniors Health Card	Wyalkatchem	43.0
Seniors Health Card	Wudinna	67.3
Seniors Health Card	Woollahra	49.2
Seniors Health Card	Wongan-Ballidu	109.0
Seniors Health Card	Wollongong	46.0
Seniors Health Card	Wollondilly	56.2
Seniors Health Card	Wodonga	49.7
Seniors Health Card	Wingecarribee	46.5
Seniors Health Card	Willoughby	57.1
Seniors Health Card	Williams	27.0
Seniors Health Card	Whyalla	45.3
Seniors Health Card	Whitesea	57.3
Seniors Health Card	Whitsunday	54.2
Seniors Health Card	Whitehorse	53.5
Seniors Health Card	Westonia	28.0
Seniors Health Card	Western Downs	55.6
Seniors Health Card	West Wimmera	65.3
Seniors Health Card	West Torrens	58.5
Seniors Health Card	West Tamar	50.1
Seniors Health Card	West Coast	34.7
Seniors Health Card	West Arthur	52.5
Seniors Health Card	Wentworth	50.3
Seniors Health Card	Wellington	47.1
Seniors Health Card	Weddin	11.4
Seniors Health Card	Waverley	38.1
Seniors Health Card	Wattle Range	36.4
Seniors Health Card	Warrumbungle	52.7
Seniors Health Card	Warrnambool	42.9
Seniors Health Card	Warren	84.3
Seniors Health Card	Waroon	63.1
Seniors Health Card	Waratah-Wynyard	53.3
Seniors Health Card	Wanneroo	55.8
Seniors Health Card	Wangaratta	47.5
Seniors Health Card	Wandering	110.0
Seniors Health Card	Walkerville	32.7
Seniors Health Card	Walgett	104.0
Seniors Health Card	Walcha	60.0
Seniors Health Card	Wakefield	42.1
Seniors Health Card	Wagga Wagga	56.7
Seniors Health Card	Wagait	2.0
Seniors Health Card	Vincent	51.3
Seniors Health Card	Victoria Park	58.4
Seniors Health Card	Victor Harbor	47.9
Seniors Health Card	Urala	64.4
Seniors Health Card	Upper Lachlan	43.6
Seniors Health Card	Upper Hunter	68.3

Social Security and Welfare by Local Government Area Average Days to Process - 1 July 2023 - 31 Dec 2023

Service Reason	Local Government Area	Average Days to Process
Seniors Health Card	Unley	54.4
Seniors Health Card	Unincorporated SA	53.5
Seniors Health Card	Unincorporated ACT	49.7
Seniors Health Card	Unincorp. Other Territories	20.3
Seniors Health Card	Tweed	50.5
Seniors Health Card	Turnby Bay	60.8
Seniors Health Card	Towong	53.9
Seniors Health Card	Townsville	50.8
Seniors Health Card	Toowoomba	44.0
Seniors Health Card	Toodyay	42.6
Seniors Health Card	The Hills	56.9
Seniors Health Card	Tenterfield	63.3
Seniors Health Card	Temora	42.1
Seniors Health Card	Tea Tree Gully	51.7
Seniors Health Card	Tatiara	59.3
Seniors Health Card	Tasman	45.6
Seniors Health Card	Tamworth	54.0
Seniors Health Card	Tablelands	54.9
Seniors Health Card	Sydney	52.8
Seniors Health Card	Swan Hill	39.9
Seniors Health Card	Swan	56.1
Seniors Health Card	Sutherland	54.6
Seniors Health Card	Surf Coast	51.1
Seniors Health Card	Sunshine Coast	50.2
Seniors Health Card	Subiaco	43.6
Seniors Health Card	Streaky Bay	38.5
Seniors Health Card	Strathfield	60.2
Seniors Health Card	Strathbogie	51.3
Seniors Health Card	Stonnington	52.0
Seniors Health Card	Stirling	46.8
Seniors Health Card	Southern Midlands	86.3
Seniors Health Card	Southern Mallee	108.0
Seniors Health Card	Southern Gramplians	57.6
Seniors Health Card	Southern Downs	52.8
Seniors Health Card	South Perth	49.9
Seniors Health Card	South Gippsland	59.0
Seniors Health Card	South Burnett	62.8
Seniors Health Card	Sorell	44.2
Seniors Health Card	Somerset	47.6
Seniors Health Card	Snowy Valleys	51.9
Seniors Health Card	Snowy Monaro	47.0
Seniors Health Card	Singleton	41.7
Seniors Health Card	Shoalhaven	51.2
Seniors Health Card	Shellharbour	47.5
Seniors Health Card	Shark Bay	125.0
Seniors Health Card	Serpentine-Jarrahdale	32.9
Seniors Health Card	Scenic Rim	49.3
Seniors Health Card	Salisbury	47.0
Seniors Health Card	Ryde	59.3
Seniors Health Card	Rockingham	54.8
Seniors Health Card	Rockhampton	35.3
Seniors Health Card	Robe	19.0
Seniors Health Card	Richmond Valley	58.3
Seniors Health Card	Renmark Paringa	39.8

Social Security and Welfare by Local Government Area Average Days to Process - 1 July 2023 - 31 Dec 2023

Service Reason	Local Government Area	Average Days to Process
Seniors Health Card	Redland	48.5
Seniors Health Card	Ravensthorpe	71.0
Seniors Health Card	Randwick	47.3
Seniors Health Card	Quilpie	14.5
Seniors Health Card	Queenscliffe	50.8
Seniors Health Card	Queanbeyan-Palerang	42.1
Seniors Health Card	Quairading	93.3
Seniors Health Card	Pyrenees	41.4
Seniors Health Card	Prospect	46.9
Seniors Health Card	Port Stephens	53.0
Seniors Health Card	Port Pirie	48.6
Seniors Health Card	Port Phillip	45.7
Seniors Health Card	Port Macquarie-Hastings	53.4
Seniors Health Card	Port Lincoln	51.9
Seniors Health Card	Port Hedland	115.0
Seniors Health Card	Port Augusta	42.6
Seniors Health Card	Port Adelaide Enfield	49.9
Seniors Health Card	Playford	64.6
Seniors Health Card	Plantagenet	53.3
Seniors Health Card	Pingelly	63.3
Seniors Health Card	Perth	47.5
Seniors Health Card	Peppermint Grove	23.3
Seniors Health Card	Penrith	51.2
Seniors Health Card	Parramatta	56.6
Seniors Health Card	Parkes	41.3
Seniors Health Card	Palmerston	58.5
Seniors Health Card	Orroroo Carrieton	99.0
Seniors Health Card	Orange	49.1
Seniors Health Card	Onkaparinga	51.2
Seniors Health Card	Oberon	62.6
Seniors Health Card	Nungarin	80.0
Seniors Health Card	Norwood Payneham and St Peters	56.0
Seniors Health Card	Northern Midlands	51.6
Seniors Health Card	Northern Gramplains	62.0
Seniors Health Card	Northern Beaches	50.4
Seniors Health Card	Northern Areas	43.4
Seniors Health Card	Northampton	22.3
Seniors Health Card	Northam	59.8
Seniors Health Card	North Sydney	54.6
Seniors Health Card	North Burnett	40.1
Seniors Health Card	Noosa	45.5
Seniors Health Card	Nillumbik	42.9
Seniors Health Card	Newcastle	58.1
Seniors Health Card	Nedlands	43.8
Seniors Health Card	Narramine	40.3
Seniors Health Card	Narrogin	70.9
Seniors Health Card	Narrandera	36.9
Seniors Health Card	Narrabri	33.8
Seniors Health Card	Narembeen	80.0
Seniors Health Card	Naracoorte Lucindale	42.3
Seniors Health Card	Nambucca Valley	46.8
Seniors Health Card	Muswellbrook	30.3
Seniors Health Card	Murweh	11.2
Seniors Health Card	Murrumbidgee	60.3

Social Security and Welfare by Local Government Area Average Days to Process - 1 July 2023 - 31 Dec 2023

Service Reason	Local Government Area	Average Days to Process
Seniors Health Card	Murrindindi	49.1
Seniors Health Card	Murray River	42.6
Seniors Health Card	Murray Bridge	38.8
Seniors Health Card	Murray	52.8
Seniors Health Card	Mundaring	47.0
Seniors Health Card	Moyne	49.6
Seniors Health Card	Mount Remarkable	47.2
Seniors Health Card	Mount Isa	63.9
Seniors Health Card	Mount Gambier	46.1
Seniors Health Card	Mount Barker	59.3
Seniors Health Card	Mount Alexander	50.6
Seniors Health Card	Mosman Park	46.5
Seniors Health Card	Mosman	51.7
Seniors Health Card	Mornington Peninsula	50.6
Seniors Health Card	Moreton Bay	49.3
Seniors Health Card	Moreland	50.4
Seniors Health Card	Moree Plains	24.5
Seniors Health Card	Moorabool	45.6
Seniors Health Card	Moorra	133.0
Seniors Health Card	Moonee Valley	47.7
Seniors Health Card	Monash	52.0
Seniors Health Card	Moira	59.1
Seniors Health Card	Mitchell	50.0
Seniors Health Card	Mitcham	54.6
Seniors Health Card	Mildura	44.8
Seniors Health Card	Mid-Western	37.5
Seniors Health Card	Mid-Coast	52.8
Seniors Health Card	Mid Murray	36.3
Seniors Health Card	Merredin	109.0
Seniors Health Card	Melville	46.0
Seniors Health Card	Melton	60.5
Seniors Health Card	Melbourne	56.0
Seniors Health Card	Meander Valley	52.0
Seniors Health Card	McKinlay	49.3
Seniors Health Card	Maroondah	52.2
Seniors Health Card	Marion	52.3
Seniors Health Card	Maribyrnong	52.0
Seniors Health Card	Mareeba	51.1
Seniors Health Card	Maranoa	44.1
Seniors Health Card	Mansfield	63.6
Seniors Health Card	Manningham	55.7
Seniors Health Card	Manjimup	52.2
Seniors Health Card	Mandurah	53.7
Seniors Health Card	Matland	57.2
Seniors Health Card	Mackay	47.5
Seniors Health Card	Macedon Ranges	50.8
Seniors Health Card	Loxton Walkerie	57.4
Seniors Health Card	Lower Eyre Peninsula	55.6
Seniors Health Card	Longreach	24.8
Seniors Health Card	Logan	50.2
Seniors Health Card	Loddon	38.5
Seniors Health Card	Lockyer Valley	36.9
Seniors Health Card	Lockhart	42.5
Seniors Health Card	Livingstone	46.9

Social Security and Welfare by Local Government Area Average Days to Process - 1 July 2023 - 31 Dec 2023

Service Reason	Local Government Area	Average Days to Process
Seniors Health Card	Liverpool Plains	24.8
Seniors Health Card	Liverpool	57.5
Seniors Health Card	Lithgow	45.3
Seniors Health Card	Litchfield	53.8
Seniors Health Card	Lismore	46.5
Seniors Health Card	Light	61.1
Seniors Health Card	Leeton	58.5
Seniors Health Card	Launceston	45.3
Seniors Health Card	Latrobe (Vic.)	47.2
Seniors Health Card	Latrobe (Tas.)	59.4
Seniors Health Card	Lane Cove	51.8
Seniors Health Card	Lake Macquarie	54.4
Seniors Health Card	Lake Grace	0.0
Seniors Health Card	Lachlan	42.5
Seniors Health Card	Kyogle	45.7
Seniors Health Card	Kwinana	40.8
Seniors Health Card	Ku-ring-gai	57.6
Seniors Health Card	Kullin	70.0
Seniors Health Card	Koorda	9.5
Seniors Health Card	Kojonup	19.7
Seniors Health Card	Knox	54.9
Seniors Health Card	Kingston (Vic.)	55.3
Seniors Health Card	Kingston (SA)	47.3
Seniors Health Card	Kingborough	53.5
Seniors Health Card	Kiama	48.5
Seniors Health Card	Kentish	30.0
Seniors Health Card	Kempsey	51.3
Seniors Health Card	Katanning	77.5
Seniors Health Card	Karratha	72.4
Seniors Health Card	Karoonda East Murray	22.0
Seniors Health Card	Kangaroo Island	55.4
Seniors Health Card	Kalgoorlie-Boulder	62.9
Seniors Health Card	Kalamunda	55.4
Seniors Health Card	June	38.0
Seniors Health Card	Joondalup	48.2
Seniors Health Card	Jerramungup	28.0
Seniors Health Card	Isaac	34.4
Seniors Health Card	Irwin	36.8
Seniors Health Card	Ipswich	46.6
Seniors Health Card	Inverell	47.1
Seniors Health Card	Inner West	49.3
Seniors Health Card	Indigo	62.8
Seniors Health Card	Huon Valley	43.7
Seniors Health Card	Hunters Hill	41.1
Seniors Health Card	Hume	55.0
Seniors Health Card	Horsham	52.2
Seniors Health Card	Hornsby	60.7
Seniors Health Card	Holdfast Bay	43.8
Seniors Health Card	Hobsons Bay	57.5
Seniors Health Card	Hobart	54.0
Seniors Health Card	Hindmarsh	68.9
Seniors Health Card	Hinchinbrook	58.9
Seniors Health Card	Hilltops	39.6
Seniors Health Card	Hepburn	65.7

Social Security and Welfare by Local Government Area Average Days to Process - 1 July 2023 - 31 Dec 2023

Service Reason	Local Government Area	Average Days to Process
Seniors Health Card	Hay	77.5
Seniors Health Card	Hawkesbury	50.9
Seniors Health Card	Harvey	46.1
Seniors Health Card	Gympie	47.4
Seniors Health Card	Gwydir	78.0
Seniors Health Card	Gunnedah	60.9
Seniors Health Card	Griffith	50.7
Seniors Health Card	Greater Shepparton	55.1
Seniors Health Card	Greater Hume	45.3
Seniors Health Card	Greater Geraldton	41.5
Seniors Health Card	Greater Geelong	58.1
Seniors Health Card	Greater Dandenong	42.5
Seniors Health Card	Greater Bendigo	53.5
Seniors Health Card	Grant	49.2
Seniors Health Card	Goyder	81.0
Seniors Health Card	Goulburn Mulwaree	41.7
Seniors Health Card	Gosnells	48.1
Seniors Health Card	Goondiwindi	50.5
Seniors Health Card	Goomalling	68.0
Seniors Health Card	Golden Plains	43.5
Seniors Health Card	Gold Coast	52.1
Seniors Health Card	Glenorchy	47.2
Seniors Health Card	Glenelg	47.2
Seniors Health Card	Glen Innes Severn	36.9
Seniors Health Card	Glen Elira	52.5
Seniors Health Card	Glamorgan-Spring Bay	57.7
Seniors Health Card	Gladstone	59.3
Seniors Health Card	Gingin	61.9
Seniors Health Card	Gilgandra	17.5
Seniors Health Card	Georges River	57.0
Seniors Health Card	George Town	32.5
Seniors Health Card	Gawler	54.4
Seniors Health Card	Gannawarra	62.6
Seniors Health Card	Fremantle	32.0
Seniors Health Card	Fraser Coast	55.2
Seniors Health Card	Frankston	51.9
Seniors Health Card	Franklin Harbour	23.6
Seniors Health Card	Forbes	51.4
Seniors Health Card	Flinders Ranges	25.6
Seniors Health Card	Flinders (Tas.)	34.2
Seniors Health Card	Federation	50.1
Seniors Health Card	Fairfield	46.9
Seniors Health Card	Exmouth	32.7
Seniors Health Card	Eurobodalla	31.9
Seniors Health Card	Esperance	44.4
Seniors Health Card	Edward River	46.9
Seniors Health Card	East Pilbara	87.7
Seniors Health Card	East Gippsland	46.6
Seniors Health Card	East Fremantle	39.5
Seniors Health Card	Dungog	46.1
Seniors Health Card	Dundas	88.0
Seniors Health Card	Dumblenyung	28.0
Seniors Health Card	Dubbo	42.0
Seniors Health Card	Douglas	54.7

Social Security and Welfare by Local Government Area Average Days to Process - 1 July 2023 - 31 Dec 2023

Service Reason	Local Government Area	Average Days to Process
Seniors Health Card	Dorset	51.0
Seniors Health Card	Donnybrook-Balingup	33.2
Seniors Health Card	Devonport	69.6
Seniors Health Card	Derwent Valley	63.2
Seniors Health Card	Derby-West Kimberley	86.0
Seniors Health Card	Denmark	48.8
Seniors Health Card	Darwin	47.4
Seniors Health Card	Darebin	50.0
Seniors Health Card	Dardanup	49.4
Seniors Health Card	Dandaragan	61.9
Seniors Health Card	Dalwallinu	64.0
Seniors Health Card	Cunderdin	55.2
Seniors Health Card	Cumberland	50.7
Seniors Health Card	Cranbrook	29.5
Seniors Health Card	Cowra	38.4
Seniors Health Card	Cottesloe	39.4
Seniors Health Card	Corrigin	55.3
Seniors Health Card	Corangamite	42.5
Seniors Health Card	Copper Coast	47.2
Seniors Health Card	Cootamundra-Gundagai	53.0
Seniors Health Card	Coorow	30.3
Seniors Health Card	Coorong	55.8
Seniors Health Card	Coonamble	66.6
Seniors Health Card	Coomalie	28.0
Seniors Health Card	Coolgardie	76.7
Seniors Health Card	Coolamon	35.5
Seniors Health Card	Cook	28.0
Seniors Health Card	Collie	61.3
Seniors Health Card	Colac Otway	51.2
Seniors Health Card	Coffs Harbour	53.9
Seniors Health Card	Cockburn	50.5
Seniors Health Card	Cobar	44.5
Seniors Health Card	Cloncurry	65.5
Seniors Health Card	Clarence Valley	45.1
Seniors Health Card	Clarence	50.3
Seniors Health Card	Claremont	33.8
Seniors Health Card	Clare and Gilbert Valleys	48.6
Seniors Health Card	Circular Head	51.3
Seniors Health Card	Christmas Island	113.0
Seniors Health Card	Chittering	58.6
Seniors Health Card	Charters Towers	48.1
Seniors Health Card	Charles Sturt	55.1
Seniors Health Card	Chapman Valley	47.7
Seniors Health Card	Cessnock	45.1
Seniors Health Card	Central Highlands (Tas.)	39.0
Seniors Health Card	Central Highlands (Qld)	41.3
Seniors Health Card	Central Goldfields	39.1
Seniors Health Card	Central Darling	65.5
Seniors Health Card	Central Coast (Tas.)	58.4
Seniors Health Card	Central Coast (NSW)	55.0
Seniors Health Card	Ceduna	45.4
Seniors Health Card	Cassowary Coast	41.6
Seniors Health Card	Casey	52.1
Seniors Health Card	Carnarvon	45.8

Social Security and Welfare by Local Government Area Average Days to Process - 1 July 2023 - 31 Dec 2023

Service Reason	Local Government Area	Average Days to Process
Seniors Health Card	Cardinia	51.9
Seniors Health Card	Capel	46.2
Seniors Health Card	Canterbury-Bankstown	50.9
Seniors Health Card	Canning	51.6
Seniors Health Card	Canada Bay	52.4
Seniors Health Card	Campbelltown (SA)	48.4
Seniors Health Card	Campbelltown (NSW)	46.1
Seniors Health Card	Campaspe	45.5
Seniors Health Card	Camden	47.0
Seniors Health Card	Cambridge	52.6
Seniors Health Card	Cairns	47.0
Seniors Health Card	Cabonne	52.2
Seniors Health Card	Byron	54.4
Seniors Health Card	Busseton	49.4
Seniors Health Card	Burwood	60.2
Seniors Health Card	Burnside	47.1
Seniors Health Card	Burnie	35.8
Seniors Health Card	Burdakin	44.2
Seniors Health Card	Bundaberg	54.5
Seniors Health Card	Bunbury	44.7
Seniors Health Card	Buloke	56.3
Seniors Health Card	Bruce Rock	34.5
Seniors Health Card	Broomehill-Tambellup	21.0
Seniors Health Card	Broome	76.4
Seniors Health Card	Brookton	49.0
Seniors Health Card	Broken Hill	71.7
Seniors Health Card	Brisbane	49.2
Seniors Health Card	Brimbank	54.4
Seniors Health Card	Brighton	63.3
Seniors Health Card	Bridgetown-Greenbushes	64.7
Seniors Health Card	Brewarrina	84.5
Seniors Health Card	Break O'Day	50.3
Seniors Health Card	Boyup Brook	74.5
Seniors Health Card	Boullia	25.5
Seniors Health Card	Boroondara	56.2
Seniors Health Card	Bogan	38.9
Seniors Health Card	Blue Mountains	53.0
Seniors Health Card	Blayney	56.2
Seniors Health Card	Bland	45.7
Seniors Health Card	Blacktown	56.8
Seniors Health Card	Beverley	67.7
Seniors Health Card	Berrigan	66.9
Seniors Health Card	Berri Barmera	36.1
Seniors Health Card	Benalla	40.8
Seniors Health Card	Belmont	54.1
Seniors Health Card	Bellingen	66.4
Seniors Health Card	Bega Valley	48.2
Seniors Health Card	Bayswater	56.4
Seniors Health Card	Bayside (Vic.)	52.4
Seniors Health Card	Bayside (NSW)	48.4
Seniors Health Card	Baw Baw	48.9
Seniors Health Card	Bathurst	52.7
Seniors Health Card	Bassendean	40.7
Seniors Health Card	Bass Coast	56.9

Social Security and Welfare by Local Government Area Average Days to Process - 1 July 2023 - 31 Dec 2023

Service Reason	Local Government Area	Average Days to Process
Seniors Health Card	Barunga West	25.0
Seniors Health Card	Barossa	48.7
Seniors Health Card	Barcaldine	83.0
Seniors Health Card	Banyule	49.9
Seniors Health Card	Banana	42.6
Seniors Health Card	Balranald	70.0
Seniors Health Card	Balonne	28.0
Seniors Health Card	Ballina	40.9
Seniors Health Card	Ballarat	49.0
Seniors Health Card	Augusta Margaret River	56.1
Seniors Health Card	Armidale	50.5
Seniors Health Card	Armadale	48.4
Seniors Health Card	Ararat	49.6
Seniors Health Card	Alpine	45.4
Seniors Health Card	Alice Springs	48.3
Seniors Health Card	Alexandrina	58.6
Seniors Health Card	Albury	48.4
Seniors Health Card	Albany	58.5
Seniors Health Card	Adelaide Plains	40.5
Seniors Health Card	Adelaide Hills	53.8
Seniors Health Card	Adelaide	60.0
Special Benefit	Yorke Peninsula	11.5
Special Benefit	Yass Valley	9.5
Special Benefit	Yarriambiack	5.0
Special Benefit	Yarra Ranges	7.2
Special Benefit	Yarra	14.2
Special Benefit	Yankalilla	16.0
Special Benefit	Wynndham	20.5
Special Benefit	Woolahra	6.4
Special Benefit	Wongan-Ballidu	21.0
Special Benefit	Wollongong	13.0
Special Benefit	Wollondilly	12.0
Special Benefit	Wodonga	6.5
Special Benefit	Wingecarribee	5.8
Special Benefit	Willoughby	24.7
Special Benefit	Whyalla	13.3
Special Benefit	Whittlesea	22.7
Special Benefit	Whitsunday	29.2
Special Benefit	Whitehorse	25.4
Special Benefit	Western Downs	9.6
Special Benefit	West Torrens	14.2
Special Benefit	West Tamar	10.3
Special Benefit	West Coast	17.0
Special Benefit	Wentworth	21.0
Special Benefit	Wellington	10.0
Special Benefit	Waverley	29.7
Special Benefit	Wattle Range	9.0
Special Benefit	Warrumbungle	10.0
Special Benefit	Warrnambool	9.4
Special Benefit	Warren	20.0
Special Benefit	Waroon	4.0
Special Benefit	Waratah-Wynyard	5.0
Special Benefit	Wanneroo	18.8
Special Benefit	Wangaratta	6.3

Social Security and Welfare by Local Government Area Average Days to Process - 1 July 2023 - 31 Dec 2023

Service Reason	Local Government Area	Average Days to Process
Special Benefit	Walkerville	7.0
Special Benefit	Walgett	13.0
Special Benefit	Wagga Wagga	8.0
Special Benefit	Vincent	17.1
Special Benefit	Victoria Park	22.2
Special Benefit	Victoria Daly	65.0
Special Benefit	Victor Harbor	7.0
Special Benefit	Uralla	26.0
Special Benefit	Upper Hunter	6.0
Special Benefit	Unley	21.2
Special Benefit	Unincorporated NT	42.0
Special Benefit	Unincorporated ACT	19.3
Special Benefit	Tweed	16.4
Special Benefit	Townsville	9.7
Special Benefit	Toowoomba	17.4
Special Benefit	Toodyay	13.0
Special Benefit	The Hills	26.0
Special Benefit	Tenterfield	7.0
Special Benefit	Temora	15.0
Special Benefit	Tea Tree Gully	12.2
Special Benefit	Tatara	34.5
Special Benefit	Tamworth	8.3
Special Benefit	Tablelands	16.8
Special Benefit	Sydney	18.9
Special Benefit	Swan Hill	7.6
Special Benefit	Swan	21.2
Special Benefit	Sutherland	21.5
Special Benefit	Surf Coast	30.5
Special Benefit	Sunshine Coast	13.9
Special Benefit	Subiaco	31.0
Special Benefit	Strathfield	18.7
Special Benefit	Strathbogie	24.0
Special Benefit	Stonnington	16.4
Special Benefit	Stirling	19.4
Special Benefit	Southern Downs	18.3
Special Benefit	South Perth	16.7
Special Benefit	South Gippsland	6.0
Special Benefit	South Burnett	18.3
Special Benefit	Sorell	7.5
Special Benefit	Somerset	10.6
Special Benefit	Snowy Valleys	9.8
Special Benefit	Snowy Monaro	22.0
Special Benefit	Singleton	7.3
Special Benefit	Shoalhaven	10.0
Special Benefit	Shellharbour	12.0
Special Benefit	Shark Bay	13.0
Special Benefit	Serpentine-Jarrahdale	9.0
Special Benefit	Scenic Rim	13.8
Special Benefit	Salisbury	20.9
Special Benefit	Ryde	19.2
Special Benefit	Rockingham	14.1
Special Benefit	Rockhampton	21.3
Special Benefit	Richmond Valley	7.0
Special Benefit	Renmark Paringa	4.0

Social Security and Welfare by Local Government Area Average Days to Process - 1 July 2023 - 31 Dec 2023

Service Reason	Local Government Area	Average Days to Process
Special Benefit	Redland	12.3
Special Benefit	Randwick	16.7
Special Benefit	Queanbeyan-Palerang	7.4
Special Benefit	Quairading	6.5
Special Benefit	Prospect	26.7
Special Benefit	Port Stephens	20.8
Special Benefit	Port Pirie	15.1
Special Benefit	Port Phillip	18.3
Special Benefit	Port Macquarie-Hastings	17.8
Special Benefit	Port Lincoln	19.3
Special Benefit	Port Hedland	22.0
Special Benefit	Port Augusta	31.0
Special Benefit	Port Adelaide Enfield	21.1
Special Benefit	Playford	13.6
Special Benefit	Plantagenet	10.0
Special Benefit	Perth	12.7
Special Benefit	Perth	12.7
Special Benefit	Penrith	16.0
Special Benefit	Parramatta	20.1
Special Benefit	Parkes	6.0
Special Benefit	Palmerston	11.1
Special Benefit	Orange	7.9
Special Benefit	Onkaparinga	7.4
Special Benefit	Nungarin	7.0
Special Benefit	Norwood Payneham and St Peters	10.9
Special Benefit	Northern Midlands	4.0
Special Benefit	Northern Grampians	5.0
Special Benefit	Northern Beaches	20.3
Special Benefit	Northam	11.8
Special Benefit	North Sydney	25.5
Special Benefit	Noosa	12.6
Special Benefit	Nillumbik	30.6
Special Benefit	Newcastle	12.6
Special Benefit	Nedlands	10.0
Special Benefit	Narramine	5.0
Special Benefit	Narrabri	20.9
Special Benefit	Naracoorte Lucindale	42.0
Special Benefit	Nambucca Valley	7.0
Special Benefit	Muswellbrook	18.3
Special Benefit	Murray River	6.5
Special Benefit	Murray Bridge	9.3
Special Benefit	Murray	4.0
Special Benefit	Moyne	22.3
Special Benefit	Mount Isa	38.3
Special Benefit	Mount Gambier	12.0
Special Benefit	Mount Barker	14.5
Special Benefit	Mount Alexander	10.5
Special Benefit	Mosman Park	15.0
Special Benefit	Mosman	72.0
Special Benefit	Mornington Peninsula	16.5
Special Benefit	Moreton Bay	16.1
Special Benefit	Moreland	16.5
Special Benefit	More Plains	8.0
Special Benefit	Moorabool	17.3
Special Benefit	Moonee Valley	16.1

Social Security and Welfare by Local Government Area Average Days to Process - 1 July 2023 - 31 Dec 2023

Service Reason	Local Government Area	Average Days to Process
Special Benefit	Monash	23.0
Special Benefit	Moira	20.3
Special Benefit	Mitchell	14.0
Special Benefit	Mitcham	22.0
Special Benefit	Mildura	12.1
Special Benefit	Mid-Western	16.9
Special Benefit	Mid-Coast	20.7
Special Benefit	Melville	20.7
Special Benefit	Melton	20.9
Special Benefit	Melbourne	19.2
Special Benefit	Meander Valley	5.0
Special Benefit	Mckinlay	2.0
Special Benefit	Maroondah	18.0
Special Benefit	Marion	16.3
Special Benefit	Maribymong	21.5
Special Benefit	Mareeba	50.0
Special Benefit	Maranoa	55.7
Special Benefit	Manningham	20.2
Special Benefit	Manjimmup	6.5
Special Benefit	Mandurah	16.8
Special Benefit	Martland	8.2
Special Benefit	Mackay	15.8
Special Benefit	Macedon Ranges	28.5
Special Benefit	MacDonnell	3.0
Special Benefit	Longreach	5.0
Special Benefit	Logan	19.0
Special Benefit	Lockyer Valley	15.8
Special Benefit	Lockhart	8.0
Special Benefit	Livingstone	12.3
Special Benefit	Liverpool Plains	29.7
Special Benefit	Liverpool	17.2
Special Benefit	Lithgow	6.2
Special Benefit	Litchfield	32.5
Special Benefit	Lismore	18.3
Special Benefit	Light	10.0
Special Benefit	Leeton	18.6
Special Benefit	Launceston	13.8
Special Benefit	Latrobe (Vic.)	12.4
Special Benefit	Latrobe (Tas.)	22.0
Special Benefit	Lane Cove	18.9
Special Benefit	Lake Macquarie	13.6
Special Benefit	Kwinana	14.7
Special Benefit	Ku-ring-gai	42.3
Special Benefit	Kojoonup	46.0
Special Benefit	Knox	15.9
Special Benefit	Kingston (Vic.)	20.3
Special Benefit	Kingborough	8.4
Special Benefit	Kiama	7.0
Special Benefit	Kempsey	12.6
Special Benefit	Katherine	34.0
Special Benefit	Karratha	8.0
Special Benefit	Kangaroo Island	0.0
Special Benefit	Kalgoorlie-Boulder	15.1
Special Benefit	Kalamunda	20.3

Social Security and Welfare by Local Government Area Average Days to Process - 1 July 2023 - 31 Dec 2023

Service Reason	Local Government Area	Average Days to Process
Special Benefit	June	7.0
Special Benefit	Joondalup	25.4
Special Benefit	Jerramungup	10.0
Special Benefit	Isaac	23.5
Special Benefit	Irwin	13.0
Special Benefit	Ipswich	17.8
Special Benefit	Inverell	9.0
Special Benefit	Inner West	20.8
Special Benefit	Indigo	10.3
Special Benefit	Huon Valley	6.0
Special Benefit	Hunters Hill	17.5
Special Benefit	Hume	19.7
Special Benefit	Hornsby	28.7
Special Benefit	Holdfast Bay	12.2
Special Benefit	Hobsons Bay	15.3
Special Benefit	Hobart	6.4
Special Benefit	Hinchinbrook	32.5
Special Benefit	Hilltops	5.0
Special Benefit	Hepburn	13.0
Special Benefit	Hawkesbury	11.6
Special Benefit	Harvey	17.7
Special Benefit	Gympie	15.4
Special Benefit	Gwydir	7.0
Special Benefit	Griffith	18.6
Special Benefit	Greater Shepparton	12.6
Special Benefit	Greater Hume	7.0
Special Benefit	Greater Geraldton	16.6
Special Benefit	Greater Geelong	13.2
Special Benefit	Greater Dandenong	19.9
Special Benefit	Greater Bendigo	16.8
Special Benefit	Grant	22.0
Special Benefit	Goulburn Mulwaree	25.5
Special Benefit	Gosnells	17.2
Special Benefit	Goondiwindi	21.5
Special Benefit	Golden Plains	6.0
Special Benefit	Gold Coast	18.1
Special Benefit	Glenorchy	10.3
Special Benefit	Glenelg	13.0
Special Benefit	Glen Innes Severn	6.0
Special Benefit	Glen Eira	16.6
Special Benefit	Gladstone	15.8
Special Benefit	Gilgandra	3.3
Special Benefit	Georges River	26.1
Special Benefit	Gawler	10.1
Special Benefit	Gannawarra	6.0
Special Benefit	Fremantle	26.0
Special Benefit	Fraser Coast	18.6
Special Benefit	Frankston	18.1
Special Benefit	Forbes	4.0
Special Benefit	Flinders (QLD)	5.0
Special Benefit	Federation	11.0
Special Benefit	Fairfield	21.2
Special Benefit	Eurobodalla	37.6
Special Benefit	Esperance	6.5

Social Security and Welfare by Local Government Area Average Days to Process - 1 July 2023 - 31 Dec 2023

Service Reason	Local Government Area	Average Days to Process
Special Benefit	Edward River	18.5
Special Benefit	East Pilbara	1.0
Special Benefit	East Gippsland	9.2
Special Benefit	Dundas	9.0
Special Benefit	Dubbo	16.4
Special Benefit	Douglas	22.0
Special Benefit	Dorset	9.0
Special Benefit	Devonport	20.8
Special Benefit	Derby-West Kimberley	6.5
Special Benefit	Darwin Waterfront Precinct	5.0
Special Benefit	Darwin	12.2
Special Benefit	Darebin	12.1
Special Benefit	Dardanup	8.0
Special Benefit	Dandaragan	15.0
Special Benefit	Cumberland	19.7
Special Benefit	Cowra	38.7
Special Benefit	Corangamite	2.0
Special Benefit	Copper Coast	4.0
Special Benefit	Cootamundra-Gundagai	6.3
Special Benefit	Coorong	7.0
Special Benefit	Coomalle	28.0
Special Benefit	Coolgardie	4.5
Special Benefit	Cook	0.0
Special Benefit	Collie	6.2
Special Benefit	Coffs Harbour	13.6
Special Benefit	Cockburn	12.6
Special Benefit	Cobar	38.0
Special Benefit	Cloncurry	2.0
Special Benefit	Clarence Valley	11.3
Special Benefit	Clarence	11.1
Special Benefit	Claremont	8.0
Special Benefit	Circular Head	18.5
Special Benefit	Cherbourg	14.0
Special Benefit	Charters Towers	17.0
Special Benefit	Charles Sturt	20.8
Special Benefit	Cessnock	10.4
Special Benefit	Central Highlands (Qld)	10.0
Special Benefit	Central Goldfields	4.0
Special Benefit	Central Coast (Tas.)	8.6
Special Benefit	Central Coast (NSW)	17.4
Special Benefit	Ceduna	4.0
Special Benefit	Cassowary Coast	4.5
Special Benefit	Casey	22.5
Special Benefit	Carrathool	35.0
Special Benefit	Carnarvon	19.5
Special Benefit	Cardinia	19.0
Special Benefit	Capel	5.0
Special Benefit	Canterbury-Bankstown	20.2
Special Benefit	Canning	16.6
Special Benefit	Canada Bay	40.7
Special Benefit	Campbelltown (SA)	17.0
Special Benefit	Campbelltown (NSW)	19.1
Special Benefit	Campaspe	7.9
Special Benefit	Camden	14.4

Social Security and Welfare by Local Government Area Average Days to Process - 1 July 2023 - 31 Dec 2023

Service Reason	Local Government Area	Average Days to Process
Special Benefit	Cambridge	25.0
Special Benefit	Cairns	16.3
Special Benefit	Cabonne	6.5
Special Benefit	Byron	17.9
Special Benefit	Bussetton	21.9
Special Benefit	Burwood	25.4
Special Benefit	Burnside	25.5
Special Benefit	Burnie	32.8
Special Benefit	Burke	3.0
Special Benefit	Burdakin	8.0
Special Benefit	Bundaberg	11.3
Special Benefit	Bunbury	13.7
Special Benefit	Buloke	4.0
Special Benefit	Broome	21.4
Special Benefit	Broken Hill	9.4
Special Benefit	Brisbane	22.1
Special Benefit	Brimbank	20.1
Special Benefit	Brighton	17.3
Special Benefit	Bourke	6.0
Special Benefit	Boulia	14.0
Special Benefit	Boroondara	24.7
Special Benefit	Blue Mountains	16.0
Special Benefit	Blayney	10.0
Special Benefit	Blacktown	20.7
Special Benefit	Berrigan	7.3
Special Benefit	Berri Barmera	5.5
Special Benefit	Benalla	7.0
Special Benefit	Belmont	13.5
Special Benefit	Bellingen	47.0
Special Benefit	Bega Valley	9.0
Special Benefit	Bayswater	20.6
Special Benefit	Bayside (Vic.)	12.2
Special Benefit	Bayside (NSW)	18.9
Special Benefit	Baw Baw	12.9
Special Benefit	Bathurst	17.5
Special Benefit	Bassendean	7.8
Special Benefit	Bass Coast	7.0
Special Benefit	Barossa	6.3
Special Benefit	Barcaldine	7.0
Special Benefit	Banyule	18.5
Special Benefit	Banana	6.0
Special Benefit	Balranald	5.0
Special Benefit	Balonne	4.0
Special Benefit	Ballina	5.8
Special Benefit	Ballarat	8.9
Special Benefit	Augusta Margaret River	69.0
Special Benefit	Armidale	18.5
Special Benefit	Armadale	19.4
Special Benefit	Alpine	11.0
Special Benefit	Alice Springs	5.8
Special Benefit	Alexandrina	21.8
Special Benefit	Albury	7.2
Special Benefit	Albany	20.8
Special Benefit	Adelaide Plains	2.0

Social Security and Welfare by Local Government Area Average Days to Process - 1 July 2023 - 31 Dec 2023

Service Reason	Local Government Area	Average Days to Process
Special Benefit	Adelaide Hills	1.3
Special Benefit	Adelaide	19.6
Stillborn Baby Payment	Yass Valley	9.0
Stillborn Baby Payment	Yarra Ranges	21.7
Stillborn Baby Payment	Wyndham-East Kimberley	1.0
Stillborn Baby Payment	Wyndham	11.0
Stillborn Baby Payment	Woorabinda	0.0
Stillborn Baby Payment	Wollongong	37.4
Stillborn Baby Payment	Wodonga	21.5
Stillborn Baby Payment	Wingecarribee	14.0
Stillborn Baby Payment	Whittlesea	5.7
Stillborn Baby Payment	Whitsunday	14.5
Stillborn Baby Payment	Whitehorse	13.6
Stillborn Baby Payment	Western Downs	18.7
Stillborn Baby Payment	West Torrens	10.3
Stillborn Baby Payment	West Daly	13.0
Stillborn Baby Payment	West Arnhem	0.0
Stillborn Baby Payment	Weipa	1.0
Stillborn Baby Payment	Wattle Range	0.0
Stillborn Baby Payment	Wanneroo	9.2
Stillborn Baby Payment	Wangaratta	0.0
Stillborn Baby Payment	Wagga Wagga	12.6
Stillborn Baby Payment	Vincent	7.5
Stillborn Baby Payment	Victoria Park	16.0
Stillborn Baby Payment	Victoria Daly	28.0
Stillborn Baby Payment	Victor Harbor	1.0
Stillborn Baby Payment	Urala	1.0
Stillborn Baby Payment	Unley	1.0
Stillborn Baby Payment	Unincorporated SA	1.0
Stillborn Baby Payment	Unincorporated ACT	3.2
Stillborn Baby Payment	Tweed	4.0
Stillborn Baby Payment	Townsville	8.1
Stillborn Baby Payment	Torres Strait Island	0.0
Stillborn Baby Payment	Torres	1.0
Stillborn Baby Payment	Toowoomba	10.5
Stillborn Baby Payment	The Hills	3.5
Stillborn Baby Payment	Tenterfield	0.0
Stillborn Baby Payment	Tea Tree Gully	3.2
Stillborn Baby Payment	Tatara	9.0
Stillborn Baby Payment	Tamworth	7.0
Stillborn Baby Payment	Sydney	1.3
Stillborn Baby Payment	Swan Hill	0.0
Stillborn Baby Payment	Swan	14.0
Stillborn Baby Payment	Sutherland	2.0
Stillborn Baby Payment	Sunshine Coast	1.7
Stillborn Baby Payment	Strathfield	339.0
Stillborn Baby Payment	Strathbogie	0.0
Stillborn Baby Payment	Stirling	13.3
Stillborn Baby Payment	Southern Midlands	0.0
Stillborn Baby Payment	Southern Gramplians	1.5
Stillborn Baby Payment	Southern Downs	0.0
Stillborn Baby Payment	South Perth	1.0
Stillborn Baby Payment	South Gippsland	16.0
Stillborn Baby Payment	South Burnett	6.0

Social Security and Welfare by Local Government Area Average Days to Process - 1 July 2023 - 31 Dec 2023

Service Reason	Local Government Area	Average Days to Process
Stillborn Baby Payment	Somerset	9.0
Stillborn Baby Payment	Singleton	9.5
Stillborn Baby Payment	Shoalhaven	1.7
Stillborn Baby Payment	Shellharbour	8.0
Stillborn Baby Payment	Serpentine-Jarrahdale	0.5
Stillborn Baby Payment	Salisbury	6.1
Stillborn Baby Payment	Ryde	0.0
Stillborn Baby Payment	Roper Gulf	0.5
Stillborn Baby Payment	Rockingham	7.6
Stillborn Baby Payment	Rockhampton	3.5
Stillborn Baby Payment	Richmond Valley	3.0
Stillborn Baby Payment	Renmark Paringa	11.0
Stillborn Baby Payment	Redland	0.8
Stillborn Baby Payment	Randwick	0.0
Stillborn Baby Payment	Queanbeyan-Palerang	0.0
Stillborn Baby Payment	Port Stephens	2.3
Stillborn Baby Payment	Port Phillip	27.0
Stillborn Baby Payment	Port Hedland	8.0
Stillborn Baby Payment	Port Adelaide Enfield	3.9
Stillborn Baby Payment	Playford	6.3
Stillborn Baby Payment	Perth	0.5
Stillborn Baby Payment	Perth	5.4
Stillborn Baby Payment	Parramatta	18.0
Stillborn Baby Payment	Parkes	0.0
Stillborn Baby Payment	Palmerston	2.7
Stillborn Baby Payment	Palm Island	3.0
Stillborn Baby Payment	Orange	3.0
Stillborn Baby Payment	Onkaparinga	12.5
Stillborn Baby Payment	Northern Peninsula Area	0.0
Stillborn Baby Payment	Northern Beaches	6.8
Stillborn Baby Payment	Noosa	0.3
Stillborn Baby Payment	Newcastle	8.2
Stillborn Baby Payment	Narrogin	5.0
Stillborn Baby Payment	Narrabri	13.0
Stillborn Baby Payment	Naracoorte Lucindale	4.0
Stillborn Baby Payment	Muswellbrook	0.0
Stillborn Baby Payment	Murweh	1.0
Stillborn Baby Payment	Murray Bridge	29.0
Stillborn Baby Payment	Mundaring	14.3
Stillborn Baby Payment	Mount Isa	1.0
Stillborn Baby Payment	Mount Barker	189.0
Stillborn Baby Payment	Mornington Peninsula	12.0
Stillborn Baby Payment	Moreton Bay	2.5
Stillborn Baby Payment	Moreland	0.5
Stillborn Baby Payment	Moorabool	14.0
Stillborn Baby Payment	Moora	0.0
Stillborn Baby Payment	Moonee Valley	8.5
Stillborn Baby Payment	Monash	6.3
Stillborn Baby Payment	Moira	2.0
Stillborn Baby Payment	Mitchell	1.0
Stillborn Baby Payment	Mitcham	0.0
Stillborn Baby Payment	Mildura	1.0
Stillborn Baby Payment	Mid-Western	1.5
Stillborn Baby Payment	Mid-Coast	20.5

Social Security and Welfare by Local Government Area Average Days to Process - 1 July 2023 - 31 Dec 2023

Service Reason	Local Government Area	Average Days to Process
Stillborn Baby Payment	Melville	6.5
Stillborn Baby Payment	Melton	3.5
Stillborn Baby Payment	Melbourne	10.5
Stillborn Baby Payment	Meander Valley	1.0
Stillborn Baby Payment	Marion	3.5
Stillborn Baby Payment	Mareeba	17.0
Stillborn Baby Payment	Maranoa	5.0
Stillborn Baby Payment	Manningham	12.5
Stillborn Baby Payment	Manjimmup	2.0
Stillborn Baby Payment	Mandurah	3.8
Stillborn Baby Payment	Matland	6.8
Stillborn Baby Payment	Mackay	9.0
Stillborn Baby Payment	Macedon Ranges	6.0
Stillborn Baby Payment	Logan	15.7
Stillborn Baby Payment	Lockyer Valley	0.0
Stillborn Baby Payment	Livingstone	2.0
Stillborn Baby Payment	Liverpool	4.4
Stillborn Baby Payment	Lithgow	2.3
Stillborn Baby Payment	Launceston	14.0
Stillborn Baby Payment	Latrobe (Vic.)	2.3
Stillborn Baby Payment	Latrobe (Tas.)	24.0
Stillborn Baby Payment	Lake Macquarie	11.5
Stillborn Baby Payment	Lachlan	0.0
Stillborn Baby Payment	Kwinana	14.0
Stillborn Baby Payment	Ku-ring-gai	2.5
Stillborn Baby Payment	Knox	0.0
Stillborn Baby Payment	Kingston (Vic.)	14.5
Stillborn Baby Payment	Kingston (SA)	1.0
Stillborn Baby Payment	Kiama	0.0
Stillborn Baby Payment	Kentish	0.0
Stillborn Baby Payment	Kempsey	0.0
Stillborn Baby Payment	Katherine	1.0
Stillborn Baby Payment	Karoonda East Murray	7.0
Stillborn Baby Payment	Kalgoorlie-Boulder	49.0
Stillborn Baby Payment	Joondalup	2.0
Stillborn Baby Payment	Isaac	10.3
Stillborn Baby Payment	Ipswich	5.5
Stillborn Baby Payment	Inverell	7.7
Stillborn Baby Payment	Inner West	1.0
Stillborn Baby Payment	Indigo	1.0
Stillborn Baby Payment	Huon Valley	9.0
Stillborn Baby Payment	Hume	0.9
Stillborn Baby Payment	Horsham	8.0
Stillborn Baby Payment	Hornsbly	41.5
Stillborn Baby Payment	Hobsons Bay	2.3
Stillborn Baby Payment	Hobart	4.0
Stillborn Baby Payment	Hepburn	35.0
Stillborn Baby Payment	Hay	0.0
Stillborn Baby Payment	Harvey	29.0
Stillborn Baby Payment	Halls Creek	0.0
Stillborn Baby Payment	Gympie	7.0
Stillborn Baby Payment	Griffith	7.3
Stillborn Baby Payment	Greater Shepparton	6.5
Stillborn Baby Payment	Greater Geraldton	1.0

Social Security and Welfare by Local Government Area Average Days to Process - 1 July 2023 - 31 Dec 2023

Service Reason	Local Government Area	Average Days to Process
Stillborn Baby Payment	Greater Geelong	6.4
Stillborn Baby Payment	Greater Dandenong	15.9
Stillborn Baby Payment	Greater Bendigo	7.0
Stillborn Baby Payment	Grant	4.0
Stillborn Baby Payment	Goondiwindi	34.0
Stillborn Baby Payment	Gold Coast	4.9
Stillborn Baby Payment	Glenorchy	0.0
Stillborn Baby Payment	Glen Innes Severn	15.0
Stillborn Baby Payment	Gladstone	14.5
Stillborn Baby Payment	Georges River	15.0
Stillborn Baby Payment	George Town	1.0
Stillborn Baby Payment	Gawler	0.0
Stillborn Baby Payment	Fremantle	13.5
Stillborn Baby Payment	Fraser Coast	2.7
Stillborn Baby Payment	Frankston	13.0
Stillborn Baby Payment	Federation	9.0
Stillborn Baby Payment	Fairfield	8.5
Stillborn Baby Payment	Exmouth	5.0
Stillborn Baby Payment	Eurobodalla	0.0
Stillborn Baby Payment	Edward River	13.0
Stillborn Baby Payment	East Gippsland	29.0
Stillborn Baby Payment	East Arnhem	2.0
Stillborn Baby Payment	Dubbo	15.8
Stillborn Baby Payment	Doomadgee	0.5
Stillborn Baby Payment	Derby-West Kimberley	2.0
Stillborn Baby Payment	Darwin	0.7
Stillborn Baby Payment	Darebin	1.5
Stillborn Baby Payment	Cumberland	19.6
Stillborn Baby Payment	Coonamble	5.0
Stillborn Baby Payment	Coolgardie	2.0
Stillborn Baby Payment	Coffs Harbour	6.7
Stillborn Baby Payment	Cockburn	11.0
Stillborn Baby Payment	Clarence Valley	6.0
Stillborn Baby Payment	Clarence	30.0
Stillborn Baby Payment	Clare and Gilbert Valleys	11.0
Stillborn Baby Payment	Circular Head	0.0
Stillborn Baby Payment	Cherbourg	0.0
Stillborn Baby Payment	Charles Sturt	5.6
Stillborn Baby Payment	Cessnock	16.8
Stillborn Baby Payment	Central Highlands (Qld)	3.0
Stillborn Baby Payment	Central Goldfields	8.0
Stillborn Baby Payment	Central Desert	1.0
Stillborn Baby Payment	Central Coast (Tas.)	0.0
Stillborn Baby Payment	Central Coast (NSW)	8.0
Stillborn Baby Payment	Cassowary Coast	22.0
Stillborn Baby Payment	Casey	10.4
Stillborn Baby Payment	Carpentaria	10.0
Stillborn Baby Payment	Carnarvon	6.0
Stillborn Baby Payment	Cardinia	1.3
Stillborn Baby Payment	Canterbury-Bankstown	9.8
Stillborn Baby Payment	Canning	32.0
Stillborn Baby Payment	Canada Bay	1.0
Stillborn Baby Payment	Campbelltown (SA)	3.0
Stillborn Baby Payment	Campbelltown (NSW)	25.1

Social Security and Welfare by Local Government Area Average Days to Process - 1 July 2023 - 31 Dec 2023

Service Reason	Local Government Area	Average Days to Process
Stillborn Baby Payment	Campaspe	28.0
Stillborn Baby Payment	Camden	3.3
Stillborn Baby Payment	Cambridge	2.0
Stillborn Baby Payment	Cairns	10.8
Stillborn Baby Payment	Byron	0.0
Stillborn Baby Payment	Busseton	18.3
Stillborn Baby Payment	Burnie	6.0
Stillborn Baby Payment	Burdekin	18.0
Stillborn Baby Payment	Bundaberg	5.5
Stillborn Baby Payment	Buloke	14.0
Stillborn Baby Payment	Broken Hill	0.5
Stillborn Baby Payment	Brisbane	5.6
Stillborn Baby Payment	Brimbank	16.4
Stillborn Baby Payment	Boroondara	5.0
Stillborn Baby Payment	Blue Mountains	7.0
Stillborn Baby Payment	Blayney	27.0
Stillborn Baby Payment	Blacktown	21.9
Stillborn Baby Payment	Berrigan	14.0
Stillborn Baby Payment	Berri Barmera	2.0
Stillborn Baby Payment	Belmont	9.0
Stillborn Baby Payment	Bega Valley	10.0
Stillborn Baby Payment	Bayswater	26.7
Stillborn Baby Payment	Bayside (NSW)	1.0
Stillborn Baby Payment	Baw Baw	25.0
Stillborn Baby Payment	Bassendean	0.0
Stillborn Baby Payment	Barkly	0.0
Stillborn Baby Payment	Banyule	59.3
Stillborn Baby Payment	Banana	13.0
Stillborn Baby Payment	Balonne	21.0
Stillborn Baby Payment	Ballina	7.0
Stillborn Baby Payment	Ballarat	0.0
Stillborn Baby Payment	Armidale	2.0
Stillborn Baby Payment	Armadale	13.3
Stillborn Baby Payment	Ararat	32.0
Stillborn Baby Payment	Alice Springs	1.0
Stillborn Baby Payment	Albury	0.0
Stillborn Baby Payment	Albany	2.7
Stillborn Baby Payment	Adelaide Plains	4.5
Tertiary Access Payment	Yorke Peninsula	26.0
Tertiary Access Payment	York	26.0
Tertiary Access Payment	Yass Valley	17.7
Tertiary Access Payment	Yarriambiack	26.0
Tertiary Access Payment	Yarra Ranges	27.0
Tertiary Access Payment	Yarra	29.8
Tertiary Access Payment	Wyndham-East Kimberley	0.0
Tertiary Access Payment	Wyndham	21.8
Tertiary Access Payment	Wollongong	23.6
Tertiary Access Payment	Wollondilly	37.0
Tertiary Access Payment	Wingecarribee	24.2
Tertiary Access Payment	Whyalla	17.8
Tertiary Access Payment	Whitesea	24.7
Tertiary Access Payment	Whitsunday	19.6
Tertiary Access Payment	Whitehorse	26.0
Tertiary Access Payment	Western Downs	25.5

Social Security and Welfare by Local Government Area Average Days to Process - 1 July 2023 - 31 Dec 2023

Service Reason	Local Government Area	Average Days to Process
Tertiary Access Payment	West Wimmera	17.7
Tertiary Access Payment	West Tamar	26.5
Tertiary Access Payment	Wentworth	27.0
Tertiary Access Payment	Wellington	18.0
Tertiary Access Payment	Welpa	27.0
Tertiary Access Payment	Weddin	32.3
Tertiary Access Payment	Waverley	42.0
Tertiary Access Payment	Wattle Range	14.0
Tertiary Access Payment	Warrumbungle	13.5
Tertiary Access Payment	Warrnambool	16.6
Tertiary Access Payment	Warren	19.7
Tertiary Access Payment	Wanneroo	27.0
Tertiary Access Payment	Wangaratta	21.0
Tertiary Access Payment	Wandering	22.0
Tertiary Access Payment	Walgett	26.7
Tertiary Access Payment	Wakefield	0.0
Tertiary Access Payment	Wagga Wagga	22.8
Tertiary Access Payment	Vincent	26.0
Tertiary Access Payment	Victoria Plains	0.0
Tertiary Access Payment	Victoria Park	15.7
Tertiary Access Payment	Victor Harbor	32.0
Tertiary Access Payment	Upper Hunter	24.0
Tertiary Access Payment	Unley	23.0
Tertiary Access Payment	Unincorporated NT	16.7
Tertiary Access Payment	Unincorporated ACT	21.0
Tertiary Access Payment	Unincorp. Other Territories	0.0
Tertiary Access Payment	Tweed	22.0
Tertiary Access Payment	Towong	14.7
Tertiary Access Payment	Townsville	24.0
Tertiary Access Payment	Torres	42.0
Tertiary Access Payment	Toowoomba	18.5
Tertiary Access Payment	Toodyay	26.0
Tertiary Access Payment	The Hills	22.7
Tertiary Access Payment	Tenterfield	8.3
Tertiary Access Payment	Tatara	8.0
Tertiary Access Payment	Tamworth	19.3
Tertiary Access Payment	Tablelands	26.0
Tertiary Access Payment	Sydney	8.4
Tertiary Access Payment	Swan Hill	19.9
Tertiary Access Payment	Sutherland	20.0
Tertiary Access Payment	Surf Coast	26.0
Tertiary Access Payment	Sunshine Coast	25.9
Tertiary Access Payment	Strathbogie	27.0
Tertiary Access Payment	Stonnington	37.5
Tertiary Access Payment	Stirling	13.5
Tertiary Access Payment	Southern Gramplians	14.6
Tertiary Access Payment	Southern Downs	27.2
Tertiary Access Payment	South Perth	13.0
Tertiary Access Payment	South Gippsland	22.4
Tertiary Access Payment	South Burnett	17.7
Tertiary Access Payment	Somerset	23.6
Tertiary Access Payment	Snowy Valleys	20.5
Tertiary Access Payment	Snowy Monaro	16.9
Tertiary Access Payment	Singleton	27.5

Social Security and Welfare by Local Government Area Average Days to Process - 1 July 2023 - 31 Dec 2023

Service Reason	Local Government Area	Average Days to Process
Tertiary Access Payment	Shoalhaven	21.1
Tertiary Access Payment	Shellharbour	26.5
Tertiary Access Payment	Scenic Rim	21.6
Tertiary Access Payment	Salisbury	23.3
Tertiary Access Payment	Ryde	31.5
Tertiary Access Payment	Rockingham	26.0
Tertiary Access Payment	Rockhampton	22.3
Tertiary Access Payment	Richmond Valley	25.0
Tertiary Access Payment	Renmark Paringa	31.0
Tertiary Access Payment	Redland	23.7
Tertiary Access Payment	Randwick	26.2
Tertiary Access Payment	Queenscliffe	26.0
Tertiary Access Payment	Queanbeyan-Palerang	9.5
Tertiary Access Payment	Pyrenees	26.5
Tertiary Access Payment	Port Stephens	29.0
Tertiary Access Payment	Port Pirie	14.7
Tertiary Access Payment	Port Phillip	26.0
Tertiary Access Payment	Port Macquarie-Hastings	21.7
Tertiary Access Payment	Port Lincoln	26.0
Tertiary Access Payment	Port Hedland	26.0
Tertiary Access Payment	Port Augusta	25.0
Tertiary Access Payment	Port Adelaide Enfield	23.3
Tertiary Access Payment	Plantagenet	26.0
Tertiary Access Payment	Pingelly	26.5
Tertiary Access Payment	Perth	19.4
Tertiary Access Payment	Parramatta	22.7
Tertiary Access Payment	Parkes	13.5
Tertiary Access Payment	Palmerston	24.3
Tertiary Access Payment	Palm Island	36.0
Tertiary Access Payment	Orroroo Carrieton	12.0
Tertiary Access Payment	Orange	27.6
Tertiary Access Payment	Onkaparinga	17.5
Tertiary Access Payment	Oberon	24.0
Tertiary Access Payment	Norwood Payneham and St Peters	29.0
Tertiary Access Payment	Northern Midlands	31.0
Tertiary Access Payment	Northern Grampians	40.0
Tertiary Access Payment	Northern Beaches	25.0
Tertiary Access Payment	Northern Areas	13.5
Tertiary Access Payment	Northam	26.0
Tertiary Access Payment	North Burnett	24.5
Tertiary Access Payment	Noosa	26.0
Tertiary Access Payment	Nillumbik	27.0
Tertiary Access Payment	Newcastle	23.0
Tertiary Access Payment	Narramine	26.0
Tertiary Access Payment	Narrogin	27.0
Tertiary Access Payment	Narrabri	15.8
Tertiary Access Payment	Nannup	27.0
Tertiary Access Payment	Nambucca Valley	13.5
Tertiary Access Payment	Muswellbrook	19.3
Tertiary Access Payment	Murweh	27.5
Tertiary Access Payment	Murrumbidgee	19.0
Tertiary Access Payment	Murrindindi	19.3
Tertiary Access Payment	Murray River	13.2
Tertiary Access Payment	Moyné	17.7

Social Security and Welfare by Local Government Area Average Days to Process - 1 July 2023 - 31 Dec 2023

Service Reason	Local Government Area	Average Days to Process
Tertiary Access Payment	Mount Remarkable	25.0
Tertiary Access Payment	Mount Isa	20.0
Tertiary Access Payment	Mount Gambier	21.0
Tertiary Access Payment	Mount Barker	26.0
Tertiary Access Payment	Mount Alexander	31.7
Tertiary Access Payment	Mornington Peninsula	26.0
Tertiary Access Payment	Moreton Bay	24.7
Tertiary Access Payment	Moreland	26.5
Tertiary Access Payment	Moree Plains	0.0
Tertiary Access Payment	Morawa	26.0
Tertiary Access Payment	Moorabool	23.5
Tertiary Access Payment	Moorra	27.0
Tertiary Access Payment	Moonee Valley	24.7
Tertiary Access Payment	Monash	28.1
Tertiary Access Payment	Moira	20.9
Tertiary Access Payment	Mitchell	24.3
Tertiary Access Payment	Mitcham	25.5
Tertiary Access Payment	Mingeneew	0.0
Tertiary Access Payment	Mildura	23.5
Tertiary Access Payment	Mid-Western	15.9
Tertiary Access Payment	Mid-Coast	18.8
Tertiary Access Payment	Mid Murray	26.0
Tertiary Access Payment	Melville	25.5
Tertiary Access Payment	Melton	41.0
Tertiary Access Payment	Melbourne	27.6
Tertiary Access Payment	Meander Valley	27.3
Tertiary Access Payment	Mckinlay	25.0
Tertiary Access Payment	Marion	26.0
Tertiary Access Payment	Maribymong	28.8
Tertiary Access Payment	Maranoa	29.0
Tertiary Access Payment	Mansfield	26.0
Tertiary Access Payment	Manningham	22.0
Tertiary Access Payment	Mandurah	26.7
Tertiary Access Payment	Mackay	20.9
Tertiary Access Payment	Macedon Ranges	24.2
Tertiary Access Payment	Loxton Walkerie	17.8
Tertiary Access Payment	Lower Eyre Peninsula	16.4
Tertiary Access Payment	Longreach	26.0
Tertiary Access Payment	Logan	19.8
Tertiary Access Payment	Loddon	26.5
Tertiary Access Payment	Lockyer Valley	41.0
Tertiary Access Payment	Lockhart	32.5
Tertiary Access Payment	Livingstone	37.5
Tertiary Access Payment	Liverpool Plains	26.0
Tertiary Access Payment	Liverpool	21.3
Tertiary Access Payment	Lithgow	17.3
Tertiary Access Payment	Litchfield	0.0
Tertiary Access Payment	Lismore	13.0
Tertiary Access Payment	Leeton	19.4
Tertiary Access Payment	Launceston	22.7
Tertiary Access Payment	Latrobe (Vic.)	21.7
Tertiary Access Payment	Latrobe (Tas.)	26.0
Tertiary Access Payment	Lake Macquarie	27.0
Tertiary Access Payment	Lachlan	26.8

Social Security and Welfare by Local Government Area Average Days to Process - 1 July 2023 - 31 Dec 2023

Service Reason	Local Government Area	Average Days to Process
Tertiary Access Payment	Kyogle	0.0
Tertiary Access Payment	Ku-ring-gai	40.0
Tertiary Access Payment	Kondinin	39.0
Tertiary Access Payment	Kingston (Vic.)	25.0
Tertiary Access Payment	Kingston (SA)	26.0
Tertiary Access Payment	Kingborough	20.2
Tertiary Access Payment	Kimba	26.0
Tertiary Access Payment	Kiama	26.7
Tertiary Access Payment	Kempsey	27.0
Tertiary Access Payment	Kellerberrin	21.0
Tertiary Access Payment	Katherine	34.5
Tertiary Access Payment	Karoonda East Murray	27.0
Tertiary Access Payment	Kangaroo Island	26.0
Tertiary Access Payment	Kalgoorlie-Boulder	27.3
Tertiary Access Payment	June	34.0
Tertiary Access Payment	Joondalup	27.0
Tertiary Access Payment	Isaac	14.0
Tertiary Access Payment	Ipswich	23.5
Tertiary Access Payment	Inverell	13.0
Tertiary Access Payment	Inner West	26.3
Tertiary Access Payment	Indigo	17.1
Tertiary Access Payment	Hume	26.0
Tertiary Access Payment	Horsham	19.1
Tertiary Access Payment	Hobart	17.6
Tertiary Access Payment	Hindmarsh	25.0
Tertiary Access Payment	Hinchinbrook	16.3
Tertiary Access Payment	Hilltops	23.7
Tertiary Access Payment	Hepburn	26.0
Tertiary Access Payment	Hawkesbury	27.5
Tertiary Access Payment	Harvey	18.7
Tertiary Access Payment	Gympie	11.2
Tertiary Access Payment	Gwydir	25.0
Tertiary Access Payment	Griffith	24.7
Tertiary Access Payment	Greater Shepparton	19.5
Tertiary Access Payment	Greater Hume	41.0
Tertiary Access Payment	Greater Geraldton	22.3
Tertiary Access Payment	Greater Geelong	26.0
Tertiary Access Payment	Greater Bendigo	20.1
Tertiary Access Payment	Grant	25.0
Tertiary Access Payment	Goyder	27.0
Tertiary Access Payment	Goulburn Mulwaree	21.0
Tertiary Access Payment	Goomalling	26.0
Tertiary Access Payment	Golden Plains	19.6
Tertiary Access Payment	Gold Coast	23.1
Tertiary Access Payment	Glenorchy	16.0
Tertiary Access Payment	Glenelg	14.5
Tertiary Access Payment	Glen Innes Severn	21.0
Tertiary Access Payment	Gladstone	28.6
Tertiary Access Payment	Gingin	27.0
Tertiary Access Payment	Gilgandra	13.0
Tertiary Access Payment	Georges River	26.0
Tertiary Access Payment	Gannawarra	23.6
Tertiary Access Payment	Fraser Coast	23.2
Tertiary Access Payment	Frankston	30.8

Social Security and Welfare by Local Government Area Average Days to Process - 1 July 2023 - 31 Dec 2023

Service Reason	Local Government Area	Average Days to Process
Tertiary Access Payment	Forbes	17.4
Tertiary Access Payment	Flinders (Qld)	26.0
Tertiary Access Payment	Fairfield	32.0
Tertiary Access Payment	Exmouth	38.0
Tertiary Access Payment	Eurobodalla	19.1
Tertiary Access Payment	Esperance	23.6
Tertiary Access Payment	East Gippsland	24.5
Tertiary Access Payment	Dungog	0.0
Tertiary Access Payment	Dumblenyung	41.5
Tertiary Access Payment	Dubbo	19.3
Tertiary Access Payment	Douglas	12.5
Tertiary Access Payment	Devonport	17.0
Tertiary Access Payment	Derwent Valley	13.0
Tertiary Access Payment	Denmark	9.3
Tertiary Access Payment	Darwin	18.9
Tertiary Access Payment	Darebin	28.4
Tertiary Access Payment	Dardanup	31.0
Tertiary Access Payment	Cunderdin	28.0
Tertiary Access Payment	Cumberland	38.5
Tertiary Access Payment	Croydon	25.0
Tertiary Access Payment	Cowra	27.0
Tertiary Access Payment	Cottesloe	26.0
Tertiary Access Payment	Corrigin	26.0
Tertiary Access Payment	Corangamite	14.0
Tertiary Access Payment	Copper Coast	27.6
Tertiary Access Payment	Cootamundra-Gundagai	23.0
Tertiary Access Payment	Coorong	26.0
Tertiary Access Payment	Coolamon	31.0
Tertiary Access Payment	Cook	8.0
Tertiary Access Payment	Colac Otway	24.5
Tertiary Access Payment	Coffs Harbour	24.7
Tertiary Access Payment	Cockburn	27.0
Tertiary Access Payment	Clarence Valley	17.2
Tertiary Access Payment	Clarence	19.0
Tertiary Access Payment	Clare and Gilbert Valleys	31.7
Tertiary Access Payment	Circular Head	41.0
Tertiary Access Payment	Chapman Valley	26.0
Tertiary Access Payment	Cessnock	26.0
Tertiary Access Payment	Central Highlands (Qld)	21.0
Tertiary Access Payment	Central Goldfields	25.0
Tertiary Access Payment	Central Coast (Tas.)	21.0
Tertiary Access Payment	Central Coast (NSW)	28.7
Tertiary Access Payment	Cassowary Coast	25.3
Tertiary Access Payment	Casey	48.0
Tertiary Access Payment	Carrathool	26.0
Tertiary Access Payment	Cardinia	17.7
Tertiary Access Payment	Capel	14.5
Tertiary Access Payment	Canterbury-Bankstown	27.0
Tertiary Access Payment	Campbelltown (SA)	23.8
Tertiary Access Payment	Campbelltown (NSW)	26.7
Tertiary Access Payment	Campaspe	28.1
Tertiary Access Payment	Camden	25.0
Tertiary Access Payment	Cambridge	28.0
Tertiary Access Payment	Cairns	22.2

Social Security and Welfare by Local Government Area Average Days to Process - 1 July 2023 - 31 Dec 2023

Service Reason	Local Government Area	Average Days to Process
Tertiary Access Payment	Cabonne	16.5
Tertiary Access Payment	Byron	18.0
Tertiary Access Payment	Busselton	17.2
Tertiary Access Payment	Burwood	27.0
Tertiary Access Payment	Burnside	31.0
Tertiary Access Payment	Burnie	23.5
Tertiary Access Payment	Burdakin	22.0
Tertiary Access Payment	Bundaberg	22.1
Tertiary Access Payment	Bunbury	26.0
Tertiary Access Payment	Buloke	21.3
Tertiary Access Payment	Broome	7.3
Tertiary Access Payment	Broken Hill	26.0
Tertiary Access Payment	Brisbane	24.2
Tertiary Access Payment	Brimbank	26.0
Tertiary Access Payment	Brighton	0.0
Tertiary Access Payment	Break O'Day	26.0
Tertiary Access Payment	Boroondara	13.3
Tertiary Access Payment	Bogan	26.0
Tertiary Access Payment	Blue Mountains	26.0
Tertiary Access Payment	Blayney	11.5
Tertiary Access Payment	Bland	14.0
Tertiary Access Payment	Blacktown	25.3
Tertiary Access Payment	Beverley	27.0
Tertiary Access Payment	Berrigan	13.5
Tertiary Access Payment	Benalla	27.0
Tertiary Access Payment	Belmont	15.0
Tertiary Access Payment	Bellingen	28.0
Tertiary Access Payment	Bega Valley	17.0
Tertiary Access Payment	Bayswater	28.0
Tertiary Access Payment	Baw Baw	16.8
Tertiary Access Payment	Bathurst	24.9
Tertiary Access Payment	Bass Coast	24.3
Tertiary Access Payment	Barunga West	20.7
Tertiary Access Payment	Barossa	26.5
Tertiary Access Payment	Banyule	12.5
Tertiary Access Payment	Banana	13.2
Tertiary Access Payment	Balranald	26.0
Tertiary Access Payment	Balonne	66.5
Tertiary Access Payment	Ballina	23.7
Tertiary Access Payment	Ballarat	19.7
Tertiary Access Payment	Augusta Margaret River	26.3
Tertiary Access Payment	Armidale	22.8
Tertiary Access Payment	Ararat	14.0
Tertiary Access Payment	Alpine	23.0
Tertiary Access Payment	Alice Springs	17.5
Tertiary Access Payment	Alexandrina	25.0
Tertiary Access Payment	Albury	21.1
Tertiary Access Payment	Albany	32.3
Tertiary Access Payment	Adelaide	34.2
Youth Allowance Apprentice	York	47.0
Youth Allowance Apprentice	Yarriambiack	53.0
Youth Allowance Apprentice	Yarra Ranges	47.7
Youth Allowance Apprentice	Yarra	51.0
Youth Allowance Apprentice	Yankalilla	40.0

Social Security and Welfare by Local Government Area Average Days to Process - 1 July 2023 - 31 Dec 2023

Service Reason	Local Government Area	Average Days to Process
Youth Allowance Apprentice	Wynndham-East Kimberley	41.0
Youth Allowance Apprentice	Wynndham	49.1
Youth Allowance Apprentice	Wyalkatchem	53.0
Youth Allowance Apprentice	Woollahra	54.5
Youth Allowance Apprentice	Wollongong	51.0
Youth Allowance Apprentice	Wollondilly	51.0
Youth Allowance Apprentice	Wodonga	46.5
Youth Allowance Apprentice	Winton	18.0
Youth Allowance Apprentice	Wingecarribee	52.0
Youth Allowance Apprentice	Willoughby	47.8
Youth Allowance Apprentice	Whittlesea	48.4
Youth Allowance Apprentice	Whitsunday	51.7
Youth Allowance Apprentice	Whitehorse	48.0
Youth Allowance Apprentice	Western Downs	48.4
Youth Allowance Apprentice	West Wimmera	38.0
Youth Allowance Apprentice	West Torrens	39.5
Youth Allowance Apprentice	West Tamar	49.0
Youth Allowance Apprentice	Wentworth	39.0
Youth Allowance Apprentice	Wellington	49.1
Youth Allowance Apprentice	Weddin	68.0
Youth Allowance Apprentice	Waverley	44.0
Youth Allowance Apprentice	Wattle Range	34.5
Youth Allowance Apprentice	Warrnambool	49.1
Youth Allowance Apprentice	Waroona	43.0
Youth Allowance Apprentice	Waratah-Wynyard	39.0
Youth Allowance Apprentice	Wanneroo	53.9
Youth Allowance Apprentice	Wangaratta	44.1
Youth Allowance Apprentice	Walgett	57.0
Youth Allowance Apprentice	Walcha	62.0
Youth Allowance Apprentice	Wakefield	38.0
Youth Allowance Apprentice	Wagga Wagga	50.2
Youth Allowance Apprentice	Vincent	42.0
Youth Allowance Apprentice	Victoria Park	30.3
Youth Allowance Apprentice	Victor Harbor	41.3
Youth Allowance Apprentice	Upper Hunter	68.0
Youth Allowance Apprentice	Unley	62.0
Youth Allowance Apprentice	Unincorporated SA	0.0
Youth Allowance Apprentice	Unincorporated NT	56.0
Youth Allowance Apprentice	Unincorporated ACT	49.5
Youth Allowance Apprentice	Tweed	51.3
Youth Allowance Apprentice	Townsville	49.7
Youth Allowance Apprentice	Toowoomba	52.3
Youth Allowance Apprentice	The Hills	48.4
Youth Allowance Apprentice	Tenterfield	43.0
Youth Allowance Apprentice	Temora	46.0
Youth Allowance Apprentice	Tea Tree Gully	52.2
Youth Allowance Apprentice	Tatara	38.5
Youth Allowance Apprentice	Tamworth	50.8
Youth Allowance Apprentice	Tablelands	42.7
Youth Allowance Apprentice	Sydney	46.7
Youth Allowance Apprentice	Swan Hill	44.0
Youth Allowance Apprentice	Swan	46.5
Youth Allowance Apprentice	Sutherland	50.7
Youth Allowance Apprentice	Surf Coast	52.3

Social Security and Welfare by Local Government Area Average Days to Process - 1 July 2023 - 31 Dec 2023

Service Reason	Local Government Area	Average Days to Process
Youth Allowance Apprentice	Sunshine Coast	46.0
Youth Allowance Apprentice	Strathfield	36.0
Youth Allowance Apprentice	Strathbogie	57.3
Youth Allowance Apprentice	Stonnington	47.3
Youth Allowance Apprentice	Stirling	44.7
Youth Allowance Apprentice	Southern Gramplians	46.0
Youth Allowance Apprentice	Southern Downs	27.0
Youth Allowance Apprentice	South Perth	36.3
Youth Allowance Apprentice	South Gippsland	46.3
Youth Allowance Apprentice	South Burnett	56.3
Youth Allowance Apprentice	Sorell	42.3
Youth Allowance Apprentice	Somerset	36.0
Youth Allowance Apprentice	Snowy Valleys	42.0
Youth Allowance Apprentice	Snowy Monaro	57.3
Youth Allowance Apprentice	Singleton	43.9
Youth Allowance Apprentice	Shoalhaven	43.9
Youth Allowance Apprentice	Shellharbour	45.6
Youth Allowance Apprentice	Serpentine-Jarrahdale	49.0
Youth Allowance Apprentice	Scenic Rim	39.8
Youth Allowance Apprentice	Salisbury	40.3
Youth Allowance Apprentice	Ryde	45.4
Youth Allowance Apprentice	Rockingham	39.8
Youth Allowance Apprentice	Rockhampton	52.3
Youth Allowance Apprentice	Richmond Valley	41.5
Youth Allowance Apprentice	Renmark Paringa	58.0
Youth Allowance Apprentice	Redland	52.6
Youth Allowance Apprentice	Randwick	45.5
Youth Allowance Apprentice	Queanbeyan-Palerang	55.9
Youth Allowance Apprentice	Pyrenees	48.0
Youth Allowance Apprentice	Prospect	19.3
Youth Allowance Apprentice	Port Stephens	47.5
Youth Allowance Apprentice	Port Pirie	50.0
Youth Allowance Apprentice	Port Phillip	50.5
Youth Allowance Apprentice	Port Macquarie-Hastings	45.6
Youth Allowance Apprentice	Port Lincoln	39.0
Youth Allowance Apprentice	Port Hedland	42.5
Youth Allowance Apprentice	Port Adelaide Enfield	45.1
Youth Allowance Apprentice	Playford	45.6
Youth Allowance Apprentice	Pingelly	36.0
Youth Allowance Apprentice	Perth	36.0
Youth Allowance Apprentice	Peppermint Grove	42.0
Youth Allowance Apprentice	Perth	45.9
Youth Allowance Apprentice	Parramatta	51.3
Youth Allowance Apprentice	Parkes	39.5
Youth Allowance Apprentice	Palmerston	49.3
Youth Allowance Apprentice	Orroroo Carrieton	56.0
Youth Allowance Apprentice	Orange	34.0
Youth Allowance Apprentice	Onkaparinga	49.5
Youth Allowance Apprentice	Norwood Payneham and St Peters	41.0
Youth Allowance Apprentice	Northern Midlands	50.7
Youth Allowance Apprentice	Northern Beaches	44.5
Youth Allowance Apprentice	Northam	38.0
Youth Allowance Apprentice	North Sydney	38.5
Youth Allowance Apprentice	North Burnett	33.0

Social Security and Welfare by Local Government Area Average Days to Process - 1 July 2023 - 31 Dec 2023

Service Reason	Local Government Area	Average Days to Process
Youth Allowance Apprentice	Noosa	51.0
Youth Allowance Apprentice	Nillumbik	48.3
Youth Allowance Apprentice	Newcastle	44.4
Youth Allowance Apprentice	Nedlands	58.0
Youth Allowance Apprentice	Narromine	37.0
Youth Allowance Apprentice	Narrandera	45.0
Youth Allowance Apprentice	Narrabri	46.5
Youth Allowance Apprentice	Narembeen	62.0
Youth Allowance Apprentice	Nambucca Valley	48.0
Youth Allowance Apprentice	Muswellbrook	46.0
Youth Allowance Apprentice	Murrumbidgee	55.0
Youth Allowance Apprentice	Murrindindi	43.5
Youth Allowance Apprentice	Murray River	38.0
Youth Allowance Apprentice	Murray Bridge	45.0
Youth Allowance Apprentice	Murray	49.0
Youth Allowance Apprentice	Mundaring	49.0
Youth Allowance Apprentice	Moyné	33.7
Youth Allowance Apprentice	Mount Isa	49.0
Youth Allowance Apprentice	Mount Gambier	51.8
Youth Allowance Apprentice	Mount Barker	45.1
Youth Allowance Apprentice	Mount Alexander	44.0
Youth Allowance Apprentice	Mosman Park	57.0
Youth Allowance Apprentice	Mosman	58.0
Youth Allowance Apprentice	Mornington Peninsula	46.4
Youth Allowance Apprentice	Moreton Bay	45.8
Youth Allowance Apprentice	Moreland	44.1
Youth Allowance Apprentice	Moree Plains	62.0
Youth Allowance Apprentice	Moorabool	48.6
Youth Allowance Apprentice	Moonee Valley	47.6
Youth Allowance Apprentice	Monash	47.5
Youth Allowance Apprentice	Moira	44.4
Youth Allowance Apprentice	Mitchell	37.7
Youth Allowance Apprentice	Mitcham	53.8
Youth Allowance Apprentice	Mildura	48.2
Youth Allowance Apprentice	Mid-Western	50.4
Youth Allowance Apprentice	Mid-Coast	44.1
Youth Allowance Apprentice	Melville	51.2
Youth Allowance Apprentice	Melton	43.4
Youth Allowance Apprentice	Melbourne	49.2
Youth Allowance Apprentice	Meander Valley	48.0
Youth Allowance Apprentice	Maroondah	51.9
Youth Allowance Apprentice	Marion	44.3
Youth Allowance Apprentice	Maribyrnong	53.5
Youth Allowance Apprentice	Mareeba	44.4
Youth Allowance Apprentice	Maranoa	59.5
Youth Allowance Apprentice	Mansfield	40.3
Youth Allowance Apprentice	Manningham	47.4
Youth Allowance Apprentice	Manjimup	62.0
Youth Allowance Apprentice	Mandurah	40.1
Youth Allowance Apprentice	Matland	51.6
Youth Allowance Apprentice	Mackay	50.7
Youth Allowance Apprentice	Macedon Ranges	52.7
Youth Allowance Apprentice	Loxton Walkerie	42.0
Youth Allowance Apprentice	Logan	47.1

Social Security and Welfare by Local Government Area Average Days to Process - 1 July 2023 - 31 Dec 2023

Service Reason	Local Government Area	Average Days to Process
Youth Allowance Apprentice	Loddon	44.5
Youth Allowance Apprentice	Lockyer Valley	39.0
Youth Allowance Apprentice	Lockhart	39.5
Youth Allowance Apprentice	Livingstone	41.7
Youth Allowance Apprentice	Liverpool	48.9
Youth Allowance Apprentice	Lithgow	56.0
Youth Allowance Apprentice	Lismore	52.0
Youth Allowance Apprentice	Light	27.0
Youth Allowance Apprentice	Leeton	29.3
Youth Allowance Apprentice	Launceston	45.8
Youth Allowance Apprentice	Latrobe (Vic.)	49.6
Youth Allowance Apprentice	Latrobe (Tas.)	66.0
Youth Allowance Apprentice	Lane Cove	56.0
Youth Allowance Apprentice	Lake Macquarie	45.1
Youth Allowance Apprentice	Kwinana	46.2
Youth Allowance Apprentice	Ku-ring-gai	53.1
Youth Allowance Apprentice	Knox	43.5
Youth Allowance Apprentice	Kingston (Vic.)	51.2
Youth Allowance Apprentice	Kingborough	48.4
Youth Allowance Apprentice	Kiama	43.5
Youth Allowance Apprentice	Kentish	34.0
Youth Allowance Apprentice	Kempsey	58.0
Youth Allowance Apprentice	Kellerberrin	57.0
Youth Allowance Apprentice	Katherine	48.0
Youth Allowance Apprentice	Katanning	43.0
Youth Allowance Apprentice	Karratha	37.5
Youth Allowance Apprentice	Karoonda East Murray	42.0
Youth Allowance Apprentice	Kalamunda	47.1
Youth Allowance Apprentice	Joondalup	47.7
Youth Allowance Apprentice	Jerramungup	43.0
Youth Allowance Apprentice	Ipswich	48.1
Youth Allowance Apprentice	Inverell	36.0
Youth Allowance Apprentice	Inner West	43.7
Youth Allowance Apprentice	Indigo	53.0
Youth Allowance Apprentice	Huon Valley	43.6
Youth Allowance Apprentice	Hume	48.9
Youth Allowance Apprentice	Horsham	48.5
Youth Allowance Apprentice	Hornsby	44.4
Youth Allowance Apprentice	Holdfast Bay	46.5
Youth Allowance Apprentice	Hobsons Bay	52.9
Youth Allowance Apprentice	Hobart	45.2
Youth Allowance Apprentice	Hindmarsh	37.0
Youth Allowance Apprentice	Hilltops	39.0
Youth Allowance Apprentice	Hepburn	47.0
Youth Allowance Apprentice	Hay	42.0
Youth Allowance Apprentice	Hawkesbury	45.2
Youth Allowance Apprentice	Harvey	58.0
Youth Allowance Apprentice	Halls Creek	70.0
Youth Allowance Apprentice	Gympie	42.8
Youth Allowance Apprentice	Gunnedah	58.3
Youth Allowance Apprentice	Griffith	33.6
Youth Allowance Apprentice	Greater Shepparton	44.8
Youth Allowance Apprentice	Greater Geraldton	49.5
Youth Allowance Apprentice	Greater Geelong	44.2

Social Security and Welfare by Local Government Area Average Days to Process - 1 July 2023 - 31 Dec 2023

Service Reason	Local Government Area	Average Days to Process
Youth Allowance Apprentice	Greater Dandenong	50.3
Youth Allowance Apprentice	Greater Bendigo	49.4
Youth Allowance Apprentice	Goulburn Mulwara	50.7
Youth Allowance Apprentice	Gosnells	46.7
Youth Allowance Apprentice	Goondiwindi	57.0
Youth Allowance Apprentice	Golden Plains	48.0
Youth Allowance Apprentice	Gold Coast	51.2
Youth Allowance Apprentice	Glenorchy	49.0
Youth Allowance Apprentice	Glenelg	49.3
Youth Allowance Apprentice	Glen Innes Severn	59.0
Youth Allowance Apprentice	Glen Eira	51.2
Youth Allowance Apprentice	Gladstone	45.2
Youth Allowance Apprentice	Georges River	44.9
Youth Allowance Apprentice	George Town	67.8
Youth Allowance Apprentice	Gawler	38.2
Youth Allowance Apprentice	Gannawarra	48.5
Youth Allowance Apprentice	Fremantle	43.0
Youth Allowance Apprentice	Fraser Coast	50.3
Youth Allowance Apprentice	Frankston	51.7
Youth Allowance Apprentice	Forbes	43.0
Youth Allowance Apprentice	Flinders (Qld)	44.0
Youth Allowance Apprentice	Federation	47.0
Youth Allowance Apprentice	Fairfield	51.0
Youth Allowance Apprentice	Eurobodalla	52.6
Youth Allowance Apprentice	Esperance	47.5
Youth Allowance Apprentice	Edward River	47.8
Youth Allowance Apprentice	East Pilbara	38.0
Youth Allowance Apprentice	East Gippsland	38.5
Youth Allowance Apprentice	Dungog	51.0
Youth Allowance Apprentice	Dubbo	39.4
Youth Allowance Apprentice	Devonport	47.0
Youth Allowance Apprentice	Derwent Valley	53.0
Youth Allowance Apprentice	Denmark	40.0
Youth Allowance Apprentice	Darwin	47.6
Youth Allowance Apprentice	Darebin	48.3
Youth Allowance Apprentice	Dardanup	48.3
Youth Allowance Apprentice	Dandaragan	49.5
Youth Allowance Apprentice	Cumberland	47.1
Youth Allowance Apprentice	Corangamite	45.8
Youth Allowance Apprentice	Copper Coast	19.0
Youth Allowance Apprentice	Cootamundra-Gundagai	56.3
Youth Allowance Apprentice	Coorow	60.0
Youth Allowance Apprentice	Coorong	55.0
Youth Allowance Apprentice	Collie	39.0
Youth Allowance Apprentice	Colac Otway	45.5
Youth Allowance Apprentice	Coffs Harbour	48.9
Youth Allowance Apprentice	Cockburn	42.1
Youth Allowance Apprentice	Clarence Valley	45.3
Youth Allowance Apprentice	Clarence	49.0
Youth Allowance Apprentice	Chittering	38.0
Youth Allowance Apprentice	Charters Towers	49.3
Youth Allowance Apprentice	Charles Sturt	43.4
Youth Allowance Apprentice	Cessnock	51.0
Youth Allowance Apprentice	Central Highlands (Tas.)	18.0

Social Security and Welfare by Local Government Area Average Days to Process - 1 July 2023 - 31 Dec 2023

Service Reason	Local Government Area	Average Days to Process
Youth Allowance Apprentice	Central Highlands (Qld)	47.0
Youth Allowance Apprentice	Central Goldfields	50.0
Youth Allowance Apprentice	Central Coast (Tas.)	49.1
Youth Allowance Apprentice	Central Coast (NSW)	49.4
Youth Allowance Apprentice	Cassowary Coast	42.0
Youth Allowance Apprentice	Casey	49.1
Youth Allowance Apprentice	Cardinia	50.8
Youth Allowance Apprentice	Capel	57.0
Youth Allowance Apprentice	Canterbury-Bankstown	45.5
Youth Allowance Apprentice	Canning	41.6
Youth Allowance Apprentice	Canada Bay	43.8
Youth Allowance Apprentice	Campbelltown (SA)	43.3
Youth Allowance Apprentice	Campbelltown (NSW)	49.9
Youth Allowance Apprentice	Campaspe	54.4
Youth Allowance Apprentice	Camden	44.8
Youth Allowance Apprentice	Cambridge	53.2
Youth Allowance Apprentice	Cairns	52.0
Youth Allowance Apprentice	Cabonne	40.0
Youth Allowance Apprentice	Byron	55.0
Youth Allowance Apprentice	Busseton	50.4
Youth Allowance Apprentice	Burwood	46.0
Youth Allowance Apprentice	Burnside	56.3
Youth Allowance Apprentice	Bundaberg	75.0
Youth Allowance Apprentice	Bunbury	57.0
Youth Allowance Apprentice	Buloke	57.0
Youth Allowance Apprentice	Broken Hill	40.0
Youth Allowance Apprentice	Brisbane	43.1
Youth Allowance Apprentice	Brimbank	49.4
Youth Allowance Apprentice	Brighton	59.0
Youth Allowance Apprentice	Bridgetown-Greenbushes	36.0
Youth Allowance Apprentice	Boypup Brook	41.0
Youth Allowance Apprentice	Boroondara	50.9
Youth Allowance Apprentice	Blue Mountains	50.0
Youth Allowance Apprentice	Blayney	43.0
Youth Allowance Apprentice	Blacktown	48.5
Youth Allowance Apprentice	Berrigan	61.0
Youth Allowance Apprentice	Berri Barmera	51.5
Youth Allowance Apprentice	Benalla	41.3
Youth Allowance Apprentice	Belmont	47.8
Youth Allowance Apprentice	Bellingen	46.3
Youth Allowance Apprentice	Bega Valley	50.2
Youth Allowance Apprentice	Bayswater	53.6
Youth Allowance Apprentice	Bayside (Vic.)	52.8
Youth Allowance Apprentice	Bayside (NSW)	49.3
Youth Allowance Apprentice	Baw Baw	45.9
Youth Allowance Apprentice	Bathurst	42.0
Youth Allowance Apprentice	Bass Coast	42.7
Youth Allowance Apprentice	Barossa	47.8
Youth Allowance Apprentice	Banyule	46.0
Youth Allowance Apprentice	Ballina	32.3
Youth Allowance Apprentice	Ballarat	49.3
Youth Allowance Apprentice	Augusta Margaret River	49.0
Youth Allowance Apprentice	Armidale	64.5
Youth Allowance Apprentice	Armadale	42.5

Social Security and Welfare by Local Government Area Average Days to Process - 1 July 2023 - 31 Dec 2023

Service Reason	Local Government Area	Average Days to Process
Youth Allowance Apprentice	Ararat	58.0
Youth Allowance Apprentice	Alpine	61.3
Youth Allowance Apprentice	Alice Springs	19.0
Youth Allowance Apprentice	Alexandrina	53.5
Youth Allowance Apprentice	Albury	44.3
Youth Allowance Apprentice	Albany	19.0
Youth Allowance Apprentice	Adelaide Hills	51.0
Youth Allowance Apprentice	Adelaide	49.3
Youth Allowance Jobseekers	Yorke Peninsula	36.0
Youth Allowance Jobseekers	York	30.9
Youth Allowance Jobseekers	Yilgarn	24.0
Youth Allowance Jobseekers	Yass Valley	36.5
Youth Allowance Jobseekers	Yarriambiack	40.3
Youth Allowance Jobseekers	Yarrabah	15.9
Youth Allowance Jobseekers	Yarra Ranges	38.9
Youth Allowance Jobseekers	Yarra	35.5
Youth Allowance Jobseekers	Yankalilla	36.1
Youth Allowance Jobseekers	Wyndham-East Kimberley	11.4
Youth Allowance Jobseekers	Wyndham (C)	5.0
Youth Allowance Jobseekers	Wyndham	41.1
Youth Allowance Jobseekers	Wujal Wujal	29.0
Youth Allowance Jobseekers	Woorabinda	33.1
Youth Allowance Jobseekers	Woolahra	51.0
Youth Allowance Jobseekers	Woodanilling	52.7
Youth Allowance Jobseekers	Wongan-Ballidu	32.5
Youth Allowance Jobseekers	Wollongong	29.6
Youth Allowance Jobseekers	Wollondilly	41.7
Youth Allowance Jobseekers	Wodonga	31.1
Youth Allowance Jobseekers	Winton	1.0
Youth Allowance Jobseekers	Wingecarribee	27.9
Youth Allowance Jobseekers	Wiluna	0.0
Youth Allowance Jobseekers	Willoughby	39.6
Youth Allowance Jobseekers	Wickepin	64.5
Youth Allowance Jobseekers	Whyalla	22.7
Youth Allowance Jobseekers	Whitesea	41.3
Youth Allowance Jobseekers	Whitsunday	27.2
Youth Allowance Jobseekers	Whitehorse	37.7
Youth Allowance Jobseekers	Western Downs	25.7
Youth Allowance Jobseekers	West Wimmera	55.3
Youth Allowance Jobseekers	West Torrens	37.6
Youth Allowance Jobseekers	West Tamar	44.2
Youth Allowance Jobseekers	West Daly	6.8
Youth Allowance Jobseekers	West Coast	54.2
Youth Allowance Jobseekers	West Arnhem	7.9
Youth Allowance Jobseekers	Wentworth	26.8
Youth Allowance Jobseekers	Wellington	31.4
Youth Allowance Jobseekers	Weipa	9.4
Youth Allowance Jobseekers	Weddin	44.5
Youth Allowance Jobseekers	Waverley	40.4
Youth Allowance Jobseekers	Wattle Range	37.8
Youth Allowance Jobseekers	Warrumbungle	37.1
Youth Allowance Jobseekers	Warrambool	33.7
Youth Allowance Jobseekers	Warren	49.0
Youth Allowance Jobseekers	Waroona	13.9

Social Security and Welfare by Local Government Area Average Days to Process - 1 July 2023 - 31 Dec 2023

Service Reason	Local Government Area	Average Days to Process
Youth Allowance Jobseekers	Waratah-Wynyard	36.8
Youth Allowance Jobseekers	Wanneroo	38.5
Youth Allowance Jobseekers	Wangaratta	28.2
Youth Allowance Jobseekers	Walkerville	93.0
Youth Allowance Jobseekers	Walgett	22.2
Youth Allowance Jobseekers	Walcha	20.5
Youth Allowance Jobseekers	Wakefield	44.2
Youth Allowance Jobseekers	Wagin	14.8
Youth Allowance Jobseekers	Wagga Wagga	25.7
Youth Allowance Jobseekers	Vincent	35.0
Youth Allowance Jobseekers	Victoria Plains	33.7
Youth Allowance Jobseekers	Victoria Park	35.9
Youth Allowance Jobseekers	Victoria Daly	6.5
Youth Allowance Jobseekers	Victor Harbor	31.3
Youth Allowance Jobseekers	Uralla	23.1
Youth Allowance Jobseekers	Upper Lachlan	35.5
Youth Allowance Jobseekers	Upper Hunter	42.5
Youth Allowance Jobseekers	Unley	33.5
Youth Allowance Jobseekers	Unincorporated Vic	4.0
Youth Allowance Jobseekers	Unincorporated SA	11.4
Youth Allowance Jobseekers	Unincorporated NT	8.1
Youth Allowance Jobseekers	Unincorporated NSW	102.0
Youth Allowance Jobseekers	Unincorporated ACT	33.2
Youth Allowance Jobseekers	Unincorp. Other Territories	6.0
Youth Allowance Jobseekers	Tweed	35.6
Youth Allowance Jobseekers	Tumby Bay	40.5
Youth Allowance Jobseekers	Towong	40.4
Youth Allowance Jobseekers	Townsville	27.4
Youth Allowance Jobseekers	Torres Strait Island	19.6
Youth Allowance Jobseekers	Torres	34.0
Youth Allowance Jobseekers	Toowoomba	27.0
Youth Allowance Jobseekers	Toodyay	33.5
Youth Allowance Jobseekers	Tiwi Islands	6.0
Youth Allowance Jobseekers	Three Springs	52.5
Youth Allowance Jobseekers	The Hills	38.6
Youth Allowance Jobseekers	Tenterfield	25.7
Youth Allowance Jobseekers	Temora	24.4
Youth Allowance Jobseekers	Tea Tree Gully	34.7
Youth Allowance Jobseekers	Tatara	27.7
Youth Allowance Jobseekers	Tasman	15.3
Youth Allowance Jobseekers	Tamworth	30.5
Youth Allowance Jobseekers	Tablelands	34.1
Youth Allowance Jobseekers	Sydney	30.5
Youth Allowance Jobseekers	Swan Hill	36.8
Youth Allowance Jobseekers	Swan	37.0
Youth Allowance Jobseekers	Sutherland	37.0
Youth Allowance Jobseekers	Surf Coast	36.7
Youth Allowance Jobseekers	Sunshine Coast	33.5
Youth Allowance Jobseekers	Subiaco	63.0
Youth Allowance Jobseekers	Strathfield	39.8
Youth Allowance Jobseekers	Strathbogie	66.4
Youth Allowance Jobseekers	Stonnington	41.6
Youth Allowance Jobseekers	Stirling	36.0
Youth Allowance Jobseekers	Southern Midlands	17.4

Social Security and Welfare by Local Government Area Average Days to Process - 1 July 2023 - 31 Dec 2023

Service Reason	Local Government Area	Average Days to Process
Youth Allowance Jobseekers	Southern Mallee	42.0
Youth Allowance Jobseekers	Southern Grampians	38.2
Youth Allowance Jobseekers	Southern Downs	29.9
Youth Allowance Jobseekers	South Perth	34.9
Youth Allowance Jobseekers	South Gippsland	39.7
Youth Allowance Jobseekers	South Burnett	28.9
Youth Allowance Jobseekers	Sorell	41.5
Youth Allowance Jobseekers	Somerset	33.1
Youth Allowance Jobseekers	Snowy Valleys	30.5
Youth Allowance Jobseekers	Snowy Monaro	30.1
Youth Allowance Jobseekers	Singleton	31.3
Youth Allowance Jobseekers	Shoalhaven	31.3
Youth Allowance Jobseekers	Shellharbour	28.8
Youth Allowance Jobseekers	Shark Bay	55.5
Youth Allowance Jobseekers	Serpentine-Jarrahdale	41.1
Youth Allowance Jobseekers	Scenic Rim	37.1
Youth Allowance Jobseekers	Salisbury	37.0
Youth Allowance Jobseekers	Ryde	43.8
Youth Allowance Jobseekers	Roxby Downs	44.5
Youth Allowance Jobseekers	Roper Gulf	13.1
Youth Allowance Jobseekers	Rockingham	36.7
Youth Allowance Jobseekers	Rockhampton	30.3
Youth Allowance Jobseekers	Robe	92.0
Youth Allowance Jobseekers	Richmond Valley	23.7
Youth Allowance Jobseekers	Richmond	2.0
Youth Allowance Jobseekers	Remark Paringa	34.4
Youth Allowance Jobseekers	Redland	36.4
Youth Allowance Jobseekers	Ravensthorpe	0.0
Youth Allowance Jobseekers	Randwick	28.1
Youth Allowance Jobseekers	Queanbeyan-Palerang	34.6
Youth Allowance Jobseekers	Quairading	25.2
Youth Allowance Jobseekers	Pyrenees	28.9
Youth Allowance Jobseekers	Prospect	47.2
Youth Allowance Jobseekers	Port Stephens	36.3
Youth Allowance Jobseekers	Port Pirie	31.1
Youth Allowance Jobseekers	Port Phillip	35.5
Youth Allowance Jobseekers	Port Macquarie-Hastings	39.3
Youth Allowance Jobseekers	Port Lincoln	17.5
Youth Allowance Jobseekers	Port Hedland	24.3
Youth Allowance Jobseekers	Port Augusta	31.7
Youth Allowance Jobseekers	Port Adelaide Enfield	30.9
Youth Allowance Jobseekers	Porompueraaw	46.5
Youth Allowance Jobseekers	Playford	35.5
Youth Allowance Jobseekers	Plantagenet	46.8
Youth Allowance Jobseekers	Pingelly	4.0
Youth Allowance Jobseekers	Peterborough	25.0
Youth Allowance Jobseekers	Perth	18.1
Youth Allowance Jobseekers	Perenjori	102.0
Youth Allowance Jobseekers	Peppermint Grove	170.0
Youth Allowance Jobseekers	Penrith	32.8
Youth Allowance Jobseekers	Parramatta	39.4
Youth Allowance Jobseekers	Paroo	0.3
Youth Allowance Jobseekers	Parkes	24.1
Youth Allowance Jobseekers	Palmerston	25.2

Social Security and Welfare by Local Government Area Average Days to Process - 1 July 2023 - 31 Dec 2023

Service Reason	Local Government Area	Average Days to Process
Youth Allowance Jobseekers	Palm Island	23.2
Youth Allowance Jobseekers	Orroroo Carrieton	42.3
Youth Allowance Jobseekers	Orange	27.9
Youth Allowance Jobseekers	Onkaparinga	32.9
Youth Allowance Jobseekers	Oberon	95.7
Youth Allowance Jobseekers	Norwood Payneham and St Peters	47.1
Youth Allowance Jobseekers	Northern Peninsula Area	27.8
Youth Allowance Jobseekers	Northern Midlands	42.8
Youth Allowance Jobseekers	Northern Grampians	20.1
Youth Allowance Jobseekers	Northern Beaches	49.6
Youth Allowance Jobseekers	Northern Areas	3.0
Youth Allowance Jobseekers	Northampton	37.0
Youth Allowance Jobseekers	Northam	18.7
Youth Allowance Jobseekers	North Sydney	32.1
Youth Allowance Jobseekers	North Burnett	38.4
Youth Allowance Jobseekers	Noosa	28.0
Youth Allowance Jobseekers	Nullumbik	49.6
Youth Allowance Jobseekers	Ngaanyatjarraku	6.3
Youth Allowance Jobseekers	Newcastle	29.2
Youth Allowance Jobseekers	Nedlands	33.9
Youth Allowance Jobseekers	Narromine	25.5
Youth Allowance Jobseekers	Narrogin	35.5
Youth Allowance Jobseekers	Narrandera	23.5
Youth Allowance Jobseekers	Narrabri	20.7
Youth Allowance Jobseekers	Narembeen	73.0
Youth Allowance Jobseekers	Naracoorte Lucindale	34.8
Youth Allowance Jobseekers	Napranum	19.1
Youth Allowance Jobseekers	Nambucca Valley	29.2
Youth Allowance Jobseekers	Muswellbrook	37.8
Youth Allowance Jobseekers	Murweh	18.4
Youth Allowance Jobseekers	Murrumbidgee	19.2
Youth Allowance Jobseekers	Murrindindi	56.9
Youth Allowance Jobseekers	Murray River	24.2
Youth Allowance Jobseekers	Murray Bridge	34.8
Youth Allowance Jobseekers	Murray	31.5
Youth Allowance Jobseekers	Mundaring	30.8
Youth Allowance Jobseekers	Moynes	35.2
Youth Allowance Jobseekers	Mount Remarkable	37.5
Youth Allowance Jobseekers	Mount Magnet	18.0
Youth Allowance Jobseekers	Mount Isa	20.2
Youth Allowance Jobseekers	Mount Gambier	37.0
Youth Allowance Jobseekers	Mount Barker	44.1
Youth Allowance Jobseekers	Mount Alexander	46.0
Youth Allowance Jobseekers	Mosman Park	27.0
Youth Allowance Jobseekers	Mosman	35.6
Youth Allowance Jobseekers	Mornington Peninsula	39.8
Youth Allowance Jobseekers	Mornington	32.6
Youth Allowance Jobseekers	Moreton Bay	33.2
Youth Allowance Jobseekers	Moreland	38.5
Youth Allowance Jobseekers	Moree Plains	23.4
Youth Allowance Jobseekers	Morawa	64.3
Youth Allowance Jobseekers	Moorabool	35.2
Youth Allowance Jobseekers	Moora	20.3
Youth Allowance Jobseekers	Moonee Valley	41.2

Social Security and Welfare by Local Government Area Average Days to Process - 1 July 2023 - 31 Dec 2023

Service Reason	Local Government Area	Average Days to Process
Youth Allowance Jobseekers	Monash	43.7
Youth Allowance Jobseekers	Moira	42.9
Youth Allowance Jobseekers	Mitchell	36.4
Youth Allowance Jobseekers	Mitcham	39.3
Youth Allowance Jobseekers	Mildura	32.9
Youth Allowance Jobseekers	Mid-Western	24.6
Youth Allowance Jobseekers	Mid-Coast	32.2
Youth Allowance Jobseekers	Mid Murray	29.5
Youth Allowance Jobseekers	Meredin	26.4
Youth Allowance Jobseekers	Melville	33.5
Youth Allowance Jobseekers	Melton	38.9
Youth Allowance Jobseekers	Melbourne	36.2
Youth Allowance Jobseekers	Meekatharra	25.5
Youth Allowance Jobseekers	Meander Valley	32.5
Youth Allowance Jobseekers	McKinlay	38.0
Youth Allowance Jobseekers	Maroondah	38.6
Youth Allowance Jobseekers	Marion	33.6
Youth Allowance Jobseekers	Maribynnong	39.5
Youth Allowance Jobseekers	Mareeba	26.2
Youth Allowance Jobseekers	Maranoa	28.6
Youth Allowance Jobseekers	Maralinga Tjarutja	8.0
Youth Allowance Jobseekers	Mapoon	5.0
Youth Allowance Jobseekers	Mansfield	50.7
Youth Allowance Jobseekers	Manningham	30.7
Youth Allowance Jobseekers	Manjimup	29.8
Youth Allowance Jobseekers	Mandurah	36.5
Youth Allowance Jobseekers	Matiland	32.9
Youth Allowance Jobseekers	Mackay	33.2
Youth Allowance Jobseekers	Macedon Ranges	39.2
Youth Allowance Jobseekers	MacDonnell	4.8
Youth Allowance Jobseekers	Loxton Walkerie	28.5
Youth Allowance Jobseekers	Lower Eyre Peninsula	47.0
Youth Allowance Jobseekers	Longreach	42.0
Youth Allowance Jobseekers	Logan	33.7
Youth Allowance Jobseekers	Loddon	47.6
Youth Allowance Jobseekers	Lockyer Valley	36.1
Youth Allowance Jobseekers	Lockhart River	18.3
Youth Allowance Jobseekers	Lockhart	74.0
Youth Allowance Jobseekers	Livingstone	31.8
Youth Allowance Jobseekers	Liverpool Plains	35.7
Youth Allowance Jobseekers	Liverpool	38.6
Youth Allowance Jobseekers	Lithgow	36.2
Youth Allowance Jobseekers	Litchfield	20.6
Youth Allowance Jobseekers	Lismore	35.9
Youth Allowance Jobseekers	Light	40.4
Youth Allowance Jobseekers	Leonora	28.7
Youth Allowance Jobseekers	Leeton	20.8
Youth Allowance Jobseekers	Laverton	15.7
Youth Allowance Jobseekers	Launceston	32.0
Youth Allowance Jobseekers	Latrobe (Vic.)	36.4
Youth Allowance Jobseekers	Latrobe (Tas.)	32.4
Youth Allowance Jobseekers	Lane Cove	29.9
Youth Allowance Jobseekers	Lake Macquarie	36.8
Youth Allowance Jobseekers	Lake Grace	80.0

Social Security and Welfare by Local Government Area Average Days to Process - 1 July 2023 - 31 Dec 2023

Service Reason	Local Government Area	Average Days to Process
Youth Allowance Jobseekers	Lachlan	26.5
Youth Allowance Jobseekers	Kyogle	22.1
Youth Allowance Jobseekers	Kwinana	39.2
Youth Allowance Jobseekers	Ku-ring-gai	35.5
Youth Allowance Jobseekers	Kulin	12.5
Youth Allowance Jobseekers	Kowanyama	16.0
Youth Allowance Jobseekers	Koorda	62.0
Youth Allowance Jobseekers	Kojoonup	30.0
Youth Allowance Jobseekers	Knox	35.5
Youth Allowance Jobseekers	Kingston (Vic.)	40.8
Youth Allowance Jobseekers	Kingston (SA)	75.5
Youth Allowance Jobseekers	Kingborough	29.6
Youth Allowance Jobseekers	Kiama	45.4
Youth Allowance Jobseekers	Kentish	30.7
Youth Allowance Jobseekers	Kent	81.0
Youth Allowance Jobseekers	Kempsey	27.0
Youth Allowance Jobseekers	Kellerberrin	66.0
Youth Allowance Jobseekers	Katherine	9.6
Youth Allowance Jobseekers	Katanning	39.8
Youth Allowance Jobseekers	Karratha	25.7
Youth Allowance Jobseekers	Karoonda East Murray	25.0
Youth Allowance Jobseekers	Kangaroo Island	40.5
Youth Allowance Jobseekers	Kalgoorlie-Boulder	23.3
Youth Allowance Jobseekers	Kalamunda	37.3
Youth Allowance Jobseekers	June	26.5
Youth Allowance Jobseekers	Joondalup	38.1
Youth Allowance Jobseekers	Isaac	39.3
Youth Allowance Jobseekers	Irwin	34.6
Youth Allowance Jobseekers	Ipswich	32.2
Youth Allowance Jobseekers	Inverell	29.9
Youth Allowance Jobseekers	Inner West	42.2
Youth Allowance Jobseekers	Indigo	35.8
Youth Allowance Jobseekers	Huon Valley	32.7
Youth Allowance Jobseekers	Hunters Hill	57.3
Youth Allowance Jobseekers	Hume	39.7
Youth Allowance Jobseekers	Horsham	35.0
Youth Allowance Jobseekers	Hornsby	42.4
Youth Allowance Jobseekers	Hope Vale	11.9
Youth Allowance Jobseekers	Holdfast Bay	35.3
Youth Allowance Jobseekers	Hobsons Bay	50.0
Youth Allowance Jobseekers	Hobart	37.8
Youth Allowance Jobseekers	Hindmarsh	22.3
Youth Allowance Jobseekers	Hinчинbrook	24.3
Youth Allowance Jobseekers	Hilltops	34.7
Youth Allowance Jobseekers	Hepburn	52.5
Youth Allowance Jobseekers	Hay	57.0
Youth Allowance Jobseekers	Hawkesbury	37.4
Youth Allowance Jobseekers	Harvey	29.8
Youth Allowance Jobseekers	Halls Creek	16.7
Youth Allowance Jobseekers	Gympie	31.7
Youth Allowance Jobseekers	Gwydir	48.5
Youth Allowance Jobseekers	Gunnedah	28.1
Youth Allowance Jobseekers	Griffith	38.2
Youth Allowance Jobseekers	Greater Shepparton	30.9

Social Security and Welfare by Local Government Area Average Days to Process - 1 July 2023 - 31 Dec 2023

Service Reason	Local Government Area	Average Days to Process
Youth Allowance Jobseekers	Greater Hume	30.0
Youth Allowance Jobseekers	Greater Geraldton	33.5
Youth Allowance Jobseekers	Greater Geelong	35.4
Youth Allowance Jobseekers	Greater Dandenong	35.2
Youth Allowance Jobseekers	Greater Bendigo	39.1
Youth Allowance Jobseekers	Grant	41.1
Youth Allowance Jobseekers	Goyder	30.1
Youth Allowance Jobseekers	Goulburn Mulwaree	36.0
Youth Allowance Jobseekers	Gosnells	37.4
Youth Allowance Jobseekers	Goondiwindi	26.6
Youth Allowance Jobseekers	Goomalling	70.0
Youth Allowance Jobseekers	Golden Plains	35.2
Youth Allowance Jobseekers	Gold Coast	35.7
Youth Allowance Jobseekers	Gnowangerup	29.3
Youth Allowance Jobseekers	Glenorchy	25.2
Youth Allowance Jobseekers	Glenelg	33.6
Youth Allowance Jobseekers	Glen Innes Severn	25.4
Youth Allowance Jobseekers	Glen Elira	38.5
Youth Allowance Jobseekers	Glamorgan-Spring Bay	24.2
Youth Allowance Jobseekers	Gladstone	30.1
Youth Allowance Jobseekers	Gingin	39.8
Youth Allowance Jobseekers	Gilgandra	28.4
Youth Allowance Jobseekers	Georges River	41.1
Youth Allowance Jobseekers	George Town	40.2
Youth Allowance Jobseekers	Gawler	33.0
Youth Allowance Jobseekers	Gannawarra	48.1
Youth Allowance Jobseekers	Fremantle	21.2
Youth Allowance Jobseekers	Fraser Coast	32.8
Youth Allowance Jobseekers	Frankston	32.8
Youth Allowance Jobseekers	Franklin Harbour	0.0
Youth Allowance Jobseekers	Forbes	22.0
Youth Allowance Jobseekers	Flinders Ranges	56.5
Youth Allowance Jobseekers	Flinders (Qld)	32.7
Youth Allowance Jobseekers	Federation	32.0
Youth Allowance Jobseekers	Fairfield	36.6
Youth Allowance Jobseekers	Exmouth	4.5
Youth Allowance Jobseekers	Eurobodalla	29.5
Youth Allowance Jobseekers	Etheridge	65.5
Youth Allowance Jobseekers	Esperance	31.4
Youth Allowance Jobseekers	Elliston	81.0
Youth Allowance Jobseekers	Edward River	45.2
Youth Allowance Jobseekers	East Pilbara	20.2
Youth Allowance Jobseekers	East Gippsland	27.7
Youth Allowance Jobseekers	East Fremantle	50.3
Youth Allowance Jobseekers	East Arnhem	8.4
Youth Allowance Jobseekers	Dungog	43.5
Youth Allowance Jobseekers	Dundas	34.5
Youth Allowance Jobseekers	Dumblenyung	2.0
Youth Allowance Jobseekers	Dubbo	28.3
Youth Allowance Jobseekers	Dowerin	72.0
Youth Allowance Jobseekers	Douglas	25.7
Youth Allowance Jobseekers	Dorset	29.7
Youth Allowance Jobseekers	Doomadgee	13.2
Youth Allowance Jobseekers	Donnybrook-Balingup	18.5

Social Security and Welfare by Local Government Area Average Days to Process - 1 July 2023 - 31 Dec 2023

Service Reason	Local Government Area	Average Days to Process
Youth Allowance Jobseekers	Devonport	29.0
Youth Allowance Jobseekers	Derwent Valley	42.7
Youth Allowance Jobseekers	Derby-West Kimberley	14.1
Youth Allowance Jobseekers	Denmark	20.0
Youth Allowance Jobseekers	Darwin	18.1
Youth Allowance Jobseekers	Darebin	31.2
Youth Allowance Jobseekers	Dardanup	47.1
Youth Allowance Jobseekers	Dandaragan	51.3
Youth Allowance Jobseekers	Cunderdin	30.5
Youth Allowance Jobseekers	Cumberland	37.2
Youth Allowance Jobseekers	Croydon	24.7
Youth Allowance Jobseekers	Cranbrook	109.0
Youth Allowance Jobseekers	Cowra	22.0
Youth Allowance Jobseekers	Cottesloe	35.0
Youth Allowance Jobseekers	Corangamite	41.9
Youth Allowance Jobseekers	Copper Coast	50.6
Youth Allowance Jobseekers	Cootamundra-Gundagai	35.4
Youth Allowance Jobseekers	Coorow	43.0
Youth Allowance Jobseekers	Coorong	55.7
Youth Allowance Jobseekers	Coonamble	38.3
Youth Allowance Jobseekers	Coomalie	45.5
Youth Allowance Jobseekers	Coogardie	22.8
Youth Allowance Jobseekers	Coolamon	42.2
Youth Allowance Jobseekers	Cook	27.7
Youth Allowance Jobseekers	Cooper Pedy	20.7
Youth Allowance Jobseekers	Collie	36.3
Youth Allowance Jobseekers	Colac Otway	35.6
Youth Allowance Jobseekers	Coffs Harbour	28.8
Youth Allowance Jobseekers	Cockburn	36.4
Youth Allowance Jobseekers	Cobar	28.0
Youth Allowance Jobseekers	Cloncurry	20.3
Youth Allowance Jobseekers	Cleve	14.5
Youth Allowance Jobseekers	Clarence Valley	35.1
Youth Allowance Jobseekers	Clarence	29.6
Youth Allowance Jobseekers	Claremont	27.7
Youth Allowance Jobseekers	Clare and Gilbert Valleys	37.7
Youth Allowance Jobseekers	Circular Head	33.3
Youth Allowance Jobseekers	Christmas Island	98.0
Youth Allowance Jobseekers	Chittering	35.5
Youth Allowance Jobseekers	Cherbourg	22.9
Youth Allowance Jobseekers	Charters Towers	25.3
Youth Allowance Jobseekers	Charles Sturt	33.8
Youth Allowance Jobseekers	Chapman Valley	38.0
Youth Allowance Jobseekers	Cessnock	29.6
Youth Allowance Jobseekers	Central Highlands (Tas.)	24.8
Youth Allowance Jobseekers	Central Highlands (Qld)	27.7
Youth Allowance Jobseekers	Central Goldfields	20.5
Youth Allowance Jobseekers	Central Desert	8.0
Youth Allowance Jobseekers	Central Darling	35.6
Youth Allowance Jobseekers	Central Coast (Tas.)	27.3
Youth Allowance Jobseekers	Central Coast (NSW)	35.6
Youth Allowance Jobseekers	Ceduna	30.9
Youth Allowance Jobseekers	Cassowary Coast	31.6
Youth Allowance Jobseekers	Casey	36.9

Social Security and Welfare by Local Government Area Average Days to Process - 1 July 2023 - 31 Dec 2023

Service Reason	Local Government Area	Average Days to Process
Youth Allowance Jobseekers	Carrathool	17.0
Youth Allowance Jobseekers	Carpentaria	14.1
Youth Allowance Jobseekers	Carnarvon	30.4
Youth Allowance Jobseekers	Carnamah	0.0
Youth Allowance Jobseekers	Cardinia	35.3
Youth Allowance Jobseekers	Capel	26.8
Youth Allowance Jobseekers	Canterbury-Bankstown	39.7
Youth Allowance Jobseekers	Canning	34.9
Youth Allowance Jobseekers	Canada Bay	34.3
Youth Allowance Jobseekers	Campbelltown (SA)	38.5
Youth Allowance Jobseekers	Campbelltown (NSW)	35.0
Youth Allowance Jobseekers	Campaspe	39.3
Youth Allowance Jobseekers	Camden	30.7
Youth Allowance Jobseekers	Cambridge	40.2
Youth Allowance Jobseekers	Cairns	31.5
Youth Allowance Jobseekers	Cabonne	25.6
Youth Allowance Jobseekers	Byron	33.7
Youth Allowance Jobseekers	Bussetton	33.0
Youth Allowance Jobseekers	Burwood	44.9
Youth Allowance Jobseekers	Burnside	50.0
Youth Allowance Jobseekers	Burnie	27.0
Youth Allowance Jobseekers	Burke	2.0
Youth Allowance Jobseekers	Burdakin	32.1
Youth Allowance Jobseekers	Bundaberg	31.8
Youth Allowance Jobseekers	Bunbury	33.4
Youth Allowance Jobseekers	Buloke	24.9
Youth Allowance Jobseekers	Bruce Rock	18.0
Youth Allowance Jobseekers	Broomehill-Tambellup	21.5
Youth Allowance Jobseekers	Broome	23.3
Youth Allowance Jobseekers	Brookton	71.0
Youth Allowance Jobseekers	Broken Hill	24.4
Youth Allowance Jobseekers	Brisbane	34.2
Youth Allowance Jobseekers	Brimbank	36.0
Youth Allowance Jobseekers	Brighton	29.3
Youth Allowance Jobseekers	Bridgetown-Greenbushes	20.0
Youth Allowance Jobseekers	Brewarrina	22.6
Youth Allowance Jobseekers	Break O' Day	24.0
Youth Allowance Jobseekers	Boyup Brook	52.5
Youth Allowance Jobseekers	Bourke	15.9
Youth Allowance Jobseekers	Boulia	60.0
Youth Allowance Jobseekers	Boroondara	47.3
Youth Allowance Jobseekers	Bogan	25.2
Youth Allowance Jobseekers	Boddington	36.7
Youth Allowance Jobseekers	Blue Mountains	35.1
Youth Allowance Jobseekers	Blayney	30.1
Youth Allowance Jobseekers	Bland	25.3
Youth Allowance Jobseekers	Blacktown	33.1
Youth Allowance Jobseekers	Blackall Tambo	52.3
Youth Allowance Jobseekers	Beverley	63.5
Youth Allowance Jobseekers	Berrigan	36.6
Youth Allowance Jobseekers	Berri Barmera	25.3
Youth Allowance Jobseekers	Benalla	34.6
Youth Allowance Jobseekers	Belyuen	0.0
Youth Allowance Jobseekers	Belmont	28.1

Social Security and Welfare by Local Government Area Average Days to Process - 1 July 2023 - 31 Dec 2023

Service Reason	Local Government Area	Average Days to Process
Youth Allowance Jobseekers	Bellingen	25.1
Youth Allowance Jobseekers	Bega Valley	31.4
Youth Allowance Jobseekers	Bayswater	43.6
Youth Allowance Jobseekers	Bayside (Vic.)	41.3
Youth Allowance Jobseekers	Bayside (NSW)	39.7
Youth Allowance Jobseekers	Baw Baw	37.8
Youth Allowance Jobseekers	Bathurst	29.1
Youth Allowance Jobseekers	Bassendean	30.0
Youth Allowance Jobseekers	Bass Coast	36.9
Youth Allowance Jobseekers	Barunga West	9.0
Youth Allowance Jobseekers	Barossa	40.6
Youth Allowance Jobseekers	Barkly	11.5
Youth Allowance Jobseekers	Barcardine	35.2
Youth Allowance Jobseekers	Banyule	42.6
Youth Allowance Jobseekers	Banana	26.0
Youth Allowance Jobseekers	Balranald	35.8
Youth Allowance Jobseekers	Balonne	23.2
Youth Allowance Jobseekers	Ballina	31.0
Youth Allowance Jobseekers	Ballarat	35.9
Youth Allowance Jobseekers	Aurukun	7.6
Youth Allowance Jobseekers	Augusta Margaret River	45.4
Youth Allowance Jobseekers	Ashburton	30.0
Youth Allowance Jobseekers	Armidale	22.7
Youth Allowance Jobseekers	Armadale	36.8
Youth Allowance Jobseekers	Ararat	23.8
Youth Allowance Jobseekers	Anangu Pitjantjatjara Yankunytjatjara	10.8
Youth Allowance Jobseekers	Alpine	40.3
Youth Allowance Jobseekers	Alice Springs	11.4
Youth Allowance Jobseekers	Alexandrina	32.9
Youth Allowance Jobseekers	Albury	27.8
Youth Allowance Jobseekers	Albany	31.3
Youth Allowance Jobseekers	Adelaide Plains	44.0
Youth Allowance Jobseekers	Adelaide Hills	45.0
Youth Allowance Jobseekers	Adelaide	20.3
Youth Allowance Students	Yorke Peninsula	43.7
Youth Allowance Students	York	43.3
Youth Allowance Students	Yass Valley	48.5
Youth Allowance Students	Yarriambiack	45.0
Youth Allowance Students	Yarra Ranges	43.2
Youth Allowance Students	Yarra	45.9
Youth Allowance Students	Yankalilla	53.6
Youth Allowance Students	Wyndham-East Kimberley	31.7
Youth Allowance Students	Wyndham	44.3
Youth Allowance Students	Wyalkatchem	47.0
Youth Allowance Students	Woolahra	44.6
Youth Allowance Students	Wongan-Ballidu	21.5
Youth Allowance Students	Wollongong	43.1
Youth Allowance Students	Wollondilly	40.2
Youth Allowance Students	Wodonga	38.3
Youth Allowance Students	Wingecarribee	42.3
Youth Allowance Students	Willoughby	46.4
Youth Allowance Students	Williams	42.0
Youth Allowance Students	Whyalla	41.7
Youth Allowance Students	Whitlitesea	42.9

Social Security and Welfare by Local Government Area Average Days to Process - 1 July 2023 - 31 Dec 2023

Service Reason	Local Government Area	Average Days to Process
Youth Allowance Students	Whitsunday	39.5
Youth Allowance Students	Whitehorse	43.9
Youth Allowance Students	Western Downs	40.4
Youth Allowance Students	West Wimmera	7.6
Youth Allowance Students	West Torrens	41.3
Youth Allowance Students	West Tamar	42.7
Youth Allowance Students	West Coast	40.0
Youth Allowance Students	West Arnhem	55.0
Youth Allowance Students	Wentworth	38.0
Youth Allowance Students	Wellington	36.4
Youth Allowance Students	Weddin	47.0
Youth Allowance Students	Waverley	39.0
Youth Allowance Students	Wattle Range	47.3
Youth Allowance Students	Warrumbungle	36.9
Youth Allowance Students	Warrambool	37.5
Youth Allowance Students	Warren	48.5
Youth Allowance Students	Waroona	40.0
Youth Allowance Students	Waratah-Wynyard	37.5
Youth Allowance Students	Wanneroo	42.5
Youth Allowance Students	Wangaratta	33.7
Youth Allowance Students	Wandering	37.0
Youth Allowance Students	Walkerville	49.2
Youth Allowance Students	Walgett	29.4
Youth Allowance Students	Walcha	59.3
Youth Allowance Students	Wakefield	49.6
Youth Allowance Students	Wagga Wagga	43.9
Youth Allowance Students	Vincent	45.6
Youth Allowance Students	Victoria Plains	48.0
Youth Allowance Students	Victoria Park	40.5
Youth Allowance Students	Victoria Daly	35.0
Youth Allowance Students	Victor Harbor	47.9
Youth Allowance Students	Uralla	34.8
Youth Allowance Students	Upper Lachlan	37.5
Youth Allowance Students	Upper Hunter	46.4
Youth Allowance Students	Unley	42.6
Youth Allowance Students	Unincorporated Vic	50.3
Youth Allowance Students	Unincorporated SA	43.0
Youth Allowance Students	Unincorporated NT	26.0
Youth Allowance Students	Unincorporated ACT	42.0
Youth Allowance Students	Unincorp. Other Territories	17.5
Youth Allowance Students	Tweed	43.5
Youth Allowance Students	Tumby Bay	38.8
Youth Allowance Students	Towong	29.0
Youth Allowance Students	Townsville	42.0
Youth Allowance Students	Torres	53.0
Youth Allowance Students	Toowoomba	41.9
Youth Allowance Students	Toodyay	28.0
Youth Allowance Students	The Hills	43.6
Youth Allowance Students	Tenterfield	34.3
Youth Allowance Students	Temora	42.0
Youth Allowance Students	Tea Tree Gully	40.0
Youth Allowance Students	Tatara	40.9
Youth Allowance Students	Tasman	20.0
Youth Allowance Students	Tamworth	37.9

Social Security and Welfare by Local Government Area Average Days to Process - 1 July 2023 - 31 Dec 2023

Service Reason	Local Government Area	Average Days to Process
Youth Allowance Students	Tablelands	41.5
Youth Allowance Students	Sydney	43.8
Youth Allowance Students	Swan Hill	43.4
Youth Allowance Students	Swan	44.0
Youth Allowance Students	Sutherland	44.3
Youth Allowance Students	Surf Coast	42.5
Youth Allowance Students	Sunshine Coast	41.6
Youth Allowance Students	Subiaco	49.7
Youth Allowance Students	Strathfield	44.5
Youth Allowance Students	Strathbogie	50.9
Youth Allowance Students	Stonnington	44.5
Youth Allowance Students	Stirling	42.8
Youth Allowance Students	Southern Midlands	34.3
Youth Allowance Students	Southern Mallee	39.7
Youth Allowance Students	Southern Grampians	27.7
Youth Allowance Students	Southern Downs	37.7
Youth Allowance Students	South Perth	41.8
Youth Allowance Students	South Gippsland	41.7
Youth Allowance Students	South Burnett	42.3
Youth Allowance Students	Sorell	47.0
Youth Allowance Students	Somerset	43.7
Youth Allowance Students	Snowy Valleys	34.7
Youth Allowance Students	Snowy Monaro	37.5
Youth Allowance Students	Singleton	41.4
Youth Allowance Students	Shoalhaven	38.1
Youth Allowance Students	Shellharbour	41.3
Youth Allowance Students	Serpentine-Jarrahdale	40.0
Youth Allowance Students	Scenic Rim	37.8
Youth Allowance Students	Salisbury	41.6
Youth Allowance Students	Ryde	43.8
Youth Allowance Students	Roxby Downs	57.0
Youth Allowance Students	Rockingham	44.3
Youth Allowance Students	Rockhampton	45.6
Youth Allowance Students	Richmond Valley	40.9
Youth Allowance Students	Richmond	50.3
Youth Allowance Students	Renmark Paringa	48.2
Youth Allowance Students	Redland	43.8
Youth Allowance Students	Randwick	44.0
Youth Allowance Students	Quilpie	37.0
Youth Allowance Students	Queenscliffe	48.8
Youth Allowance Students	Queanbeyan-Palerang	42.1
Youth Allowance Students	Pyrenees	37.1
Youth Allowance Students	Prospect	49.1
Youth Allowance Students	Port Stephens	40.9
Youth Allowance Students	Port Pirie	36.2
Youth Allowance Students	Port Phillip	40.2
Youth Allowance Students	Port Macquarie-Hastings	41.1
Youth Allowance Students	Port Lincoln	39.1
Youth Allowance Students	Port Hedland	37.5
Youth Allowance Students	Port Augusta	27.1
Youth Allowance Students	Port Adelaide Enfield	41.9
Youth Allowance Students	Poromurraaw	36.0
Youth Allowance Students	Playford	40.2
Youth Allowance Students	Plantagenet	24.4

Social Security and Welfare by Local Government Area Average Days to Process - 1 July 2023 - 31 Dec 2023

Service Reason	Local Government Area	Average Days to Process
Youth Allowance Students	Perth	40.8
Youth Allowance Students	Perenjori	58.0
Youth Allowance Students	Peppermint Grove	45.0
Youth Allowance Students	Penrith	42.0
Youth Allowance Students	Parramatta	43.9
Youth Allowance Students	Parke	43.5
Youth Allowance Students	Palmerston	28.3
Youth Allowance Students	Palm Island	44.0
Youth Allowance Students	Orange	38.7
Youth Allowance Students	Onkaparinga	40.9
Youth Allowance Students	Oberon	27.3
Youth Allowance Students	Nungarin	49.0
Youth Allowance Students	Norwood Payneham and St Peters	45.7
Youth Allowance Students	Northern Peninsula Area	49.0
Youth Allowance Students	Northern Midlands	46.1
Youth Allowance Students	Northern Gramplains	42.3
Youth Allowance Students	Northern Beaches	44.8
Youth Allowance Students	Northampton	36.0
Youth Allowance Students	Northam	36.0
Youth Allowance Students	North Sydney	41.5
Youth Allowance Students	North Burnett	45.6
Youth Allowance Students	Noosa	41.4
Youth Allowance Students	Nillumbik	43.4
Youth Allowance Students	Newcastle	42.0
Youth Allowance Students	Nedlands	37.6
Youth Allowance Students	Narramine	28.8
Youth Allowance Students	Narrogin	39.4
Youth Allowance Students	Narrandera	10.5
Youth Allowance Students	Narrabri	42.8
Youth Allowance Students	Naracoorte Lucindale	34.9
Youth Allowance Students	Nambucca Valley	34.8
Youth Allowance Students	Muswellbrook	33.6
Youth Allowance Students	Murweh	45.2
Youth Allowance Students	Murrumbidgee	36.0
Youth Allowance Students	Murrindindi	39.0
Youth Allowance Students	Murray River	40.0
Youth Allowance Students	Murray Bridge	37.2
Youth Allowance Students	Murray	42.7
Youth Allowance Students	Mundaring	44.6
Youth Allowance Students	Mukinbudin	38.0
Youth Allowance Students	Moyne	32.8
Youth Allowance Students	Mount Remarkable	12.7
Youth Allowance Students	Mount Marshall	14.0
Youth Allowance Students	Mount Isa	39.6
Youth Allowance Students	Mount Gambier	37.0
Youth Allowance Students	Mount Barker	43.4
Youth Allowance Students	Mount Alexander	40.6
Youth Allowance Students	Mosman Park	48.0
Youth Allowance Students	Mosman	47.0
Youth Allowance Students	Mornington Peninsula	43.1
Youth Allowance Students	Moreton Bay	41.3
Youth Allowance Students	Moreland	42.2
Youth Allowance Students	Moree Plains	42.1

Social Security and Welfare by Local Government Area Average Days to Process - 1 July 2023 - 31 Dec 2023

Service Reason	Local Government Area	Average Days to Process
Youth Allowance Students	Morawa	39.0
Youth Allowance Students	Moorabool	40.5
Youth Allowance Students	Moonee Valley	43.5
Youth Allowance Students	Monash	43.8
Youth Allowance Students	Moira	39.6
Youth Allowance Students	Mitchell	42.6
Youth Allowance Students	Mitcham	43.8
Youth Allowance Students	Mildura	39.6
Youth Allowance Students	Mid-Western	40.1
Youth Allowance Students	Mid-Coast	39.0
Youth Allowance Students	Mid Murray	26.9
Youth Allowance Students	Merredin	48.5
Youth Allowance Students	Melville	44.9
Youth Allowance Students	Melton	42.2
Youth Allowance Students	Melbourne	44.4
Youth Allowance Students	Meekatharra	58.0
Youth Allowance Students	Meander Valley	39.8
Youth Allowance Students	Maroondah	43.8
Youth Allowance Students	Marion	40.5
Youth Allowance Students	Maribyrnong	44.0
Youth Allowance Students	Mareeba	42.7
Youth Allowance Students	Maranoa	42.8
Youth Allowance Students	Mansfield	44.5
Youth Allowance Students	Manningham	42.9
Youth Allowance Students	Manjimup	39.3
Youth Allowance Students	Mandurah	41.0
Youth Allowance Students	Matland	40.5
Youth Allowance Students	Mackay	36.9
Youth Allowance Students	Macedon Ranges	44.3
Youth Allowance Students	Loxton Waikerie	36.2
Youth Allowance Students	Lower Eyre Peninsula	39.1
Youth Allowance Students	Longreach	17.5
Youth Allowance Students	Logan	42.1
Youth Allowance Students	Loddon	40.8
Youth Allowance Students	Lockyer Valley	39.5
Youth Allowance Students	Lockhart	46.0
Youth Allowance Students	Livingstone	45.3
Youth Allowance Students	Liverpool Plains	24.6
Youth Allowance Students	Liverpool	44.1
Youth Allowance Students	Lithgow	45.9
Youth Allowance Students	Litchfield	37.9
Youth Allowance Students	Lismore	39.6
Youth Allowance Students	Light	36.8
Youth Allowance Students	Leeton	31.4
Youth Allowance Students	Launceston	41.3
Youth Allowance Students	Latrobe (Vic.)	38.7
Youth Allowance Students	Latrobe (Tas.)	46.1
Youth Allowance Students	Lane Cove	44.8
Youth Allowance Students	Lake Macquarie	40.5
Youth Allowance Students	Lachlan	48.8
Youth Allowance Students	Kyogle	34.2
Youth Allowance Students	Kwinana	42.6
Youth Allowance Students	Ku-ring-gai	46.2
Youth Allowance Students	Kondinin	35.0

Social Security and Welfare by Local Government Area Average Days to Process - 1 July 2023 - 31 Dec 2023

Service Reason	Local Government Area	Average Days to Process
Youth Allowance Students	Kojonup	143.0
Youth Allowance Students	Knox	43.1
Youth Allowance Students	Kingston (Vic.)	42.0
Youth Allowance Students	Kingston (SA)	74.0
Youth Allowance Students	Kingborough	40.4
Youth Allowance Students	King Island	57.0
Youth Allowance Students	Kimba	17.5
Youth Allowance Students	Kiama	38.6
Youth Allowance Students	Kentish	49.2
Youth Allowance Students	Kempsey	35.3
Youth Allowance Students	Kellerberrin	37.0
Youth Allowance Students	Katherine	25.6
Youth Allowance Students	Katanning	43.7
Youth Allowance Students	Karratha	36.5
Youth Allowance Students	Karoonda East Murray	38.0
Youth Allowance Students	Kangaroo Island	44.8
Youth Allowance Students	Kalbarrie-Boulder	40.4
Youth Allowance Students	Kalamunda	41.1
Youth Allowance Students	June	51.7
Youth Allowance Students	Joondalup	43.5
Youth Allowance Students	Jerramungup	49.0
Youth Allowance Students	Isaac	42.4
Youth Allowance Students	Irwin	38.3
Youth Allowance Students	Ipswich	40.1
Youth Allowance Students	Inverell	30.9
Youth Allowance Students	Inner West	42.8
Youth Allowance Students	Indigo	29.9
Youth Allowance Students	Huon Valley	40.4
Youth Allowance Students	Hunters Hill	53.4
Youth Allowance Students	Hume	41.5
Youth Allowance Students	Horsham	34.0
Youth Allowance Students	Hornsbv	45.0
Youth Allowance Students	Holdfast Bay	38.0
Youth Allowance Students	Hobsons Bay	43.0
Youth Allowance Students	Hobart	45.2
Youth Allowance Students	Hindmarsh	26.7
Youth Allowance Students	Hinchinbrook	38.3
Youth Allowance Students	Hilltops	43.2
Youth Allowance Students	Hepburn	39.5
Youth Allowance Students	Hay	54.0
Youth Allowance Students	Hawkesbury	42.5
Youth Allowance Students	Harvey	35.2
Youth Allowance Students	Gympie	40.4
Youth Allowance Students	Gwydir	63.0
Youth Allowance Students	Gunnedah	49.8
Youth Allowance Students	Griffith	34.4
Youth Allowance Students	Greater Shepparton	35.5
Youth Allowance Students	Greater Hume	44.2
Youth Allowance Students	Greater Geraldton	42.7
Youth Allowance Students	Greater Geelong	39.8
Youth Allowance Students	Greater Dandenong	41.9
Youth Allowance Students	Greater Bendigo	41.7
Youth Allowance Students	Grant	41.2
Youth Allowance Students	Goyder	41.8

Social Security and Welfare by Local Government Area Average Days to Process - 1 July 2023 - 31 Dec 2023

Service Reason	Local Government Area	Average Days to Process
Youth Allowance Students	Goulburn Mulwaree	39.9
Youth Allowance Students	Gosnells	43.1
Youth Allowance Students	Goondiwindi	29.9
Youth Allowance Students	Goomalling	26.0
Youth Allowance Students	Golden Plains	35.6
Youth Allowance Students	Gold Coast	42.1
Youth Allowance Students	Gnowangerup	39.0
Youth Allowance Students	Glenorchy	34.8
Youth Allowance Students	Glennelg	35.5
Youth Allowance Students	Glen Innes Severn	40.0
Youth Allowance Students	Glen Eira	45.5
Youth Allowance Students	Glamorgan-Spring Bay	43.5
Youth Allowance Students	Gladstone	34.0
Youth Allowance Students	Gingin	41.5
Youth Allowance Students	Gilgandra	30.3
Youth Allowance Students	Georges River	44.2
Youth Allowance Students	George Town	32.8
Youth Allowance Students	Gawler	39.3
Youth Allowance Students	Gannawarra	32.5
Youth Allowance Students	Fremantle	41.2
Youth Allowance Students	Fraser Coast	37.7
Youth Allowance Students	Frankston	39.3
Youth Allowance Students	Forbes	26.0
Youth Allowance Students	Flinders Ranges	52.0
Youth Allowance Students	Federation	32.3
Youth Allowance Students	Fairfield	43.0
Youth Allowance Students	Exmouth	17.0
Youth Allowance Students	Eurobodalla	40.7
Youth Allowance Students	Esperance	46.3
Youth Allowance Students	Elliston	60.0
Youth Allowance Students	Edward River	47.4
Youth Allowance Students	East Pilbara	41.0
Youth Allowance Students	East Gippsland	31.0
Youth Allowance Students	East Fremantle	38.8
Youth Allowance Students	Dungog	49.5
Youth Allowance Students	Dubbo	37.1
Youth Allowance Students	Douglas	27.5
Youth Allowance Students	Dorset	45.6
Youth Allowance Students	Donnybrook-Balingup	51.0
Youth Allowance Students	Devonport	38.7
Youth Allowance Students	Derwent Valley	36.2
Youth Allowance Students	Derby-West Kimberley	17.0
Youth Allowance Students	Denmark	44.3
Youth Allowance Students	Darwin	37.2
Youth Allowance Students	Darebin	41.8
Youth Allowance Students	Dardanup	40.2
Youth Allowance Students	Dandaragan	23.0
Youth Allowance Students	Dalwallinu	44.0
Youth Allowance Students	Cunderdin	33.7
Youth Allowance Students	Cumberland	42.9
Youth Allowance Students	Cranbrook	52.0
Youth Allowance Students	Cowra	31.9
Youth Allowance Students	Cottesloe	48.7
Youth Allowance Students	Corrigin	58.0

Social Security and Welfare by Local Government Area Average Days to Process - 1 July 2023 - 31 Dec 2023

Service Reason	Local Government Area	Average Days to Process
Youth Allowance Students	Corangamite	34.8
Youth Allowance Students	Copper Coast	40.7
Youth Allowance Students	Cootamundra-Gundagai	35.5
Youth Allowance Students	Coorong	44.6
Youth Allowance Students	Coonamble	53.0
Youth Allowance Students	Coolgardie	64.0
Youth Allowance Students	Coolamon	42.0
Youth Allowance Students	Cook	20.3
Youth Allowance Students	Collie	49.6
Youth Allowance Students	Colac Otway	34.7
Youth Allowance Students	Coffs Harbour	38.3
Youth Allowance Students	Cockburn	43.4
Youth Allowance Students	Cobar	54.0
Youth Allowance Students	Cloncurry	34.5
Youth Allowance Students	Clarence Valley	36.0
Youth Allowance Students	Clarence	43.7
Youth Allowance Students	Claremont	44.1
Youth Allowance Students	Clare and Gilbert Valleys	39.5
Youth Allowance Students	Circular Head	47.0
Youth Allowance Students	Christmas Island	44.0
Youth Allowance Students	Chittering	62.7
Youth Allowance Students	Charters Towers	39.0
Youth Allowance Students	Charles Sturt	42.9
Youth Allowance Students	Chapman Valley	109.0
Youth Allowance Students	Cessnock	40.7
Youth Allowance Students	Central Highlands (Tas.)	27.7
Youth Allowance Students	Central Highlands (Qld)	35.5
Youth Allowance Students	Central Goldfields	31.0
Youth Allowance Students	Central Darling	32.5
Youth Allowance Students	Central Coast (Tas.)	37.5
Youth Allowance Students	Central Coast (NSW)	42.2
Youth Allowance Students	Ceduna	45.3
Youth Allowance Students	Cassowary Coast	39.4
Youth Allowance Students	Casey	43.3
Youth Allowance Students	Carrathool	50.8
Youth Allowance Students	Carnarvon	43.0
Youth Allowance Students	Carnamah	43.0
Youth Allowance Students	Cardinia	42.9
Youth Allowance Students	Capel	37.8
Youth Allowance Students	Canterbury-Bankstown	43.4
Youth Allowance Students	Canning	42.0
Youth Allowance Students	Canada Bay	43.9
Youth Allowance Students	Campbelltown (SA)	42.2
Youth Allowance Students	Campbelltown (NSW)	41.5
Youth Allowance Students	Campanse	39.3
Youth Allowance Students	Camden	43.2
Youth Allowance Students	Cambridge	45.6
Youth Allowance Students	Cairns	41.0
Youth Allowance Students	Cabonne	35.8
Youth Allowance Students	Byron	41.0
Youth Allowance Students	Bussetton	43.5
Youth Allowance Students	Burwood	43.5
Youth Allowance Students	Burnside	42.9
Youth Allowance Students	Burnie	37.5

Social Security and Welfare by Local Government Area Average Days to Process - 1 July 2023 - 31 Dec 2023

Service Reason	Local Government Area	Average Days to Process
Youth Allowance Students	Burdekin	36.5
Youth Allowance Students	Bundaberg	39.1
Youth Allowance Students	Bunbury	44.0
Youth Allowance Students	Buloke	37.3
Youth Allowance Students	Bruce Rock	43.0
Youth Allowance Students	Broomehill-Tambellup	44.0
Youth Allowance Students	Broome	38.7
Youth Allowance Students	Brookton	37.0
Youth Allowance Students	Broken Hill	57.0
Youth Allowance Students	Brisbane (C)	0.0
Youth Allowance Students	Brisbane	43.0
Youth Allowance Students	Brimbank	44.0
Youth Allowance Students	Brighton	38.1
Youth Allowance Students	Bridgetown-Greenbushes	35.4
Youth Allowance Students	Break O'Day	24.9
Youth Allowance Students	Boyup Brook	45.0
Youth Allowance Students	Bourke	0.0
Youth Allowance Students	Boroondara	44.1
Youth Allowance Students	Bogan	57.5
Youth Allowance Students	Boddington	36.0
Youth Allowance Students	Blue Mountains	40.0
Youth Allowance Students	Blayney	38.6
Youth Allowance Students	Bland	33.7
Youth Allowance Students	Blacktown	42.9
Youth Allowance Students	Blackall Tambo	91.0
Youth Allowance Students	Beverley	39.3
Youth Allowance Students	Berrigan	37.1
Youth Allowance Students	Berri Barmera	43.3
Youth Allowance Students	Benalla	36.8
Youth Allowance Students	Belmont	41.4
Youth Allowance Students	Bellingen	48.0
Youth Allowance Students	Bega Valley	38.4
Youth Allowance Students	Bayswater	43.7
Youth Allowance Students	Bayside (Vic.)	44.8
Youth Allowance Students	Bayside (NSW)	44.0
Youth Allowance Students	Baw Baw	40.5
Youth Allowance Students	Bathurst	44.3
Youth Allowance Students	Bassendean	41.4
Youth Allowance Students	Bass Coast	39.0
Youth Allowance Students	Barunga West	26.7
Youth Allowance Students	Barossa	37.0
Youth Allowance Students	Barcaldine	44.3
Youth Allowance Students	Banyule	43.6
Youth Allowance Students	Banana	43.2
Youth Allowance Students	Balranald	58.0
Youth Allowance Students	Balonne	22.6
Youth Allowance Students	Ballina	39.3
Youth Allowance Students	Ballarat	41.8
Youth Allowance Students	Augusta Margaret River	41.7
Youth Allowance Students	Ashburton	43.0
Youth Allowance Students	Armidale	36.3
Youth Allowance Students	Armadale	43.4
Youth Allowance Students	Ararat	41.1
Youth Allowance Students	Anangu Pitjantjatjara Yankunytjatjara	27.5

Social Security and Welfare by Local Government Area Average Days to Process - 1 July 2023 - 31 Dec 2023

Service Reason	Local Government Area	Average Days to Process
Youth Allowance Students	Alpine	43.2
Youth Allowance Students	Alice Springs	39.8
Youth Allowance Students	Alexandrina	39.4
Youth Allowance Students	Albury	41.4
Youth Allowance Students	Albany	42.8
Youth Allowance Students	Adelaide Plains	45.1
Youth Allowance Students	Adelaide Hills	44.8
Youth Allowance Students	Adelaide	44.8

T10. Per each affected LGA, arising from the South East Queensland Severe Storms and Flooding event, the average days taken to process emergency claims, and other claims data, including claims granted, rejected, on hand and finalised
Event Commenced 8 January 2024

Emergencies - Local Government Areas affected by South East Queensland Severe Storms and Flooding event - Processing Volumes & Average Days to Process, From Event Commencement 8 Jan 2024 to 24 Jan 2024					
Event	Payment Type	Local Government Area	Granted	Rejected	Average Days to Process
South East Queensland Severe Storms and Flooding - December 2023 to January 2024	Disaster Recovery Allowance	Gold Coast	100	22	11.3
South East Queensland Severe Storms and Flooding - December 2023 to January 2024	Ex-Gratia Disaster Recovery Allowance	Gold Coast	1	0	0.0
South East Queensland Severe Storms and Flooding - December 2023 to January 2024	Disaster Recovery Allowance	Logan	27	8	11.6
South East Queensland Severe Storms and Flooding - December 2023 to January 2024	Ex-Gratia Disaster Recovery Allowance	Logan	1	0	0.0
South East Queensland Severe Storms and Flooding - December 2023 to January 2024	Disaster Recovery Allowance	Scenic Rim	28	8	10.7
South East Queensland Severe Storms and Flooding - December 2023 to January 2024	Disaster Recovery Payment	Undeclared	11,282	9,549	1.2
South East Queensland Severe Storms and Flooding - December 2023 to January 2024	Ex-Gratia Disaster Recovery Payment	Undeclared	400	340	1.9
South East Queensland Severe Storms and Flooding - December 2023 to January 2024	Disaster Recovery Allowance	Undeclared	4	10	4.8
Total			11,843	9,937	NA

Emergencies - Local Government Areas affected by South East Queensland Severe Storms and Flooding event - On Hand 24 Jan 2024					
Event	Payment Type	Local Government Area	On Hand		
South East Queensland Severe Storms and Flooding - December 2023 to January 2024	Ex-Gratia Disaster Recovery Payment	Undeclared	218		
South East Queensland Severe Storms and Flooding - December 2023 to January 2024	Disaster Recovery Allowance	Logan	90		
South East Queensland Severe Storms and Flooding - December 2023 to January 2024	Disaster Recovery Allowance	Scenic Rim	110		
South East Queensland Severe Storms and Flooding - December 2023 to January 2024	Disaster Recovery Allowance	Gold Coast	409		
South East Queensland Severe Storms and Flooding - December 2023 to January 2024	Disaster Recovery Payment	Undeclared	3,882		
South East Queensland Severe Storms and Flooding - December 2023 to January 2024	Disaster Recovery Allowance	Undeclared	51		
Total			4,760		

Social Security and Welfare - Local Government Areas affected by South East Queensland Severe Storms and Flooding event - Processing Volumes & Average Days to Process, From Event Commencement 8 Jan 2024 to 24 Jan 2024

Service Reason	Local Government Area	Processed	Granted	Rejected
ABSTUDY - Non-Schooling A	Gold Coast	17	14	3
ABSTUDY - Pensioner Education Supplement	Gold Coast	1	1	0
ABSTUDY - Schooling A	Gold Coast	7	5	2
Additional Child Care Subsidy Grandparent	Gold Coast	4	4	0
Additional Child Care Subsidy Temporary Financial Hardship	Gold Coast	20	13	7
Additional Child Care Subsidy Transition to Work	Gold Coast	28	25	3
Age Pension	Gold Coast	236	195	41
Assistance for Isolated Children	Gold Coast	12	11	1
Austudy	Gold Coast	76	37	39
Carer Allowance	Gold Coast	184	128	56
Carer Payment	Gold Coast	104	66	38
Child Care Subsidy	Gold Coast	723	686	37
Crisis Payment	Gold Coast	177	86	91
Dad and Partner Pay	Gold Coast	24	22	2
Disability Support Pension	Gold Coast	164	113	51
Essential Medical Equipment	Gold Coast	15	13	2
Ex-Carer Allowance (Child) Health Care Card	Gold Coast	9	9	0
Family Tax Benefit Lump Sum	Gold Coast	42	31	11
Family Tax Benefit New Claim	Gold Coast	559	367	192
Jobseeker Payment	Gold Coast	941	792	149
Low Income Card	Gold Coast	170	117	53
Mobility Allowance	Gold Coast	11	4	7
Paid Parental Leave	Gold Coast	597	547	50
Parenting Payment Partnered	Gold Coast	60	29	31
Parenting Payment Single	Gold Coast	197	160	37
Pensioner Education Supplement	Gold Coast	25	15	10
Seniors Health Card	Gold Coast	84	77	7
Special Benefit	Gold Coast	20	3	17
Tertiary Access Payment	Gold Coast	2	0	2
Youth Allowance Apprentice	Gold Coast	13	4	9
Youth Allowance Jobseekers	Gold Coast	150	104	46
Youth Allowance Jobseekers	Gold Coast	135	91	44
ABSTUDY - Non-Schooling A	Logan	17	11	6
ABSTUDY - Pensioner Education Supplement	Logan	2	2	0
ABSTUDY - Schooling A	Logan	5	5	0
Additional Child Care Subsidy Grandparent	Logan	9	7	2
Additional Child Care Subsidy Temporary Financial Hardship	Logan	26	12	14
Additional Child Care Subsidy Transition to Work	Logan	47	43	4
Age Pension	Logan	133	113	20
Assistance for Isolated Children	Logan	15	9	6
Austudy	Logan	32	13	19
Carer Allowance	Logan	148	106	42
Carer Payment	Logan	97	45	52
Child Care Subsidy	Logan	538	512	26
Crisis Payment	Logan	230	130	100
Dad and Partner Pay	Logan	6	4	2
Disability Support Pension	Logan	137	80	57
Essential Medical Equipment	Logan	13	12	1
Ex-Carer Allowance (Child) Health Care Card	Logan	5	5	0
Family Tax Benefit Lump Sum	Logan	19	16	3
Family Tax Benefit New Claim	Logan	500	382	118
Jobseeker Payment	Logan	685	545	120
Low Income Card	Logan	104	63	41
Mobility Allowance	Logan	6	0	6
Paid Parental Leave	Logan	384	352	32
Parenting Payment Partnered	Logan	56	34	22
Parenting Payment Single	Logan	178	147	31
Pensioner Education Supplement	Logan	34	23	11
Seniors Health Card	Logan	31	26	5
Special Benefit	Logan	27	5	22
Stilborn Baby Payment	Logan	4	4	0
Youth Allowance Apprentice	Logan	10	4	6
Youth Allowance Jobseekers	Logan	142	112	30
Youth Allowance Jobseekers	Logan	278	55	29
ABSTUDY - Non-Schooling A	Scenic Rim	1	0	1
ABSTUDY - Schooling A	Scenic Rim	3	3	0
Additional Child Care Subsidy Temporary Financial Hardship	Scenic Rim	3	3	0
Additional Child Care Subsidy Transition to Work	Scenic Rim	2	2	0
Age Pension	Scenic Rim	28	27	1
Assistance for Isolated Children	Scenic Rim	4	7	1
Austudy	Scenic Rim	8	1	3
Carer Allowance	Scenic Rim	15	9	6
Carer Payment	Scenic Rim	10	4	6
Child Care Subsidy	Scenic Rim	40	40	0
Crisis Payment	Scenic Rim	15	7	8
Dad and Partner Pay	Scenic Rim	1	0	1
Disability Support Pension	Scenic Rim	16	9	7
Essential Medical Equipment	Scenic Rim	3	3	0
Family Tax Benefit Lump Sum	Scenic Rim	10	9	1
Family Tax Benefit New Claim	Scenic Rim	40	33	7
Jobseeker Payment	Scenic Rim	73	61	12
Low Income Card	Scenic Rim	14	13	1
Mobility Allowance	Scenic Rim	2	0	2
Paid Parental Leave	Scenic Rim	38	34	4
Parenting Payment Partnered	Scenic Rim	3	3	0
Parenting Payment Single	Scenic Rim	8	7	1
Pensioner Education Supplement	Scenic Rim	4	4	0
Seniors Health Card	Scenic Rim	9	8	1
Tertiary Access Payment	Scenic Rim	1	1	0

Social Security and Welfare - Local Government Areas affected by South East Queensland Severe Storms and Flooding event - On Hand 24 Jan 2024

Service Reason	Local Government Area	On Hand
ABSTUDY - Non-Schooling A	Gold Coast	29
ABSTUDY - Schooling A	Gold Coast	9
Additional Child Care Subsidy Grandparent	Gold Coast	9
Additional Child Care Subsidy Temporary Financial Hardship	Gold Coast	91
Additional Child Care Subsidy Transition to Work	Gold Coast	87
Age Pension	Gold Coast	1,075
Assistance for Isolated Children	Gold Coast	6
Austudy	Gold Coast	275
Carer Allowance	Gold Coast	159
Carer Payment	Gold Coast	306
Child Care Subsidy	Gold Coast	1,249
Crisis Payment	Gold Coast	46
Dad and Partner Pay	Gold Coast	59
Disability Support Pension	Gold Coast	851
Essential Medical Equipment	Gold Coast	38
Ex-Carer Allowance (Child) Health Care Card	Gold Coast	4
Family Tax Benefit Lump Sum	Gold Coast	42
Family Tax Benefit New Claim	Gold Coast	1,188
Family Tax Benefit New Claim	Gold Coast	1
Jobseeker Payment	Gold Coast	1,231
Low Income Card	Gold Coast	789
Mobility Allowance	Gold Coast	16
Paid Parental Leave	Gold Coast	859
Parenting Payment Partnered	Gold Coast	265
Parenting Payment Single	Gold Coast	624
Pensioner Education Supplement	Gold Coast	56
Seniors Health Card	Gold Coast	235
Special Benefit	Gold Coast	33
Stilborn Baby Payment	Gold Coast	1
Tertiary Access Payment	Gold Coast	4
Youth Allowance Apprentice	Gold Coast	26
Youth Allowance Jobseekers	Gold Coast	213
Youth Allowance Jobseekers	Gold Coast	598
ABSTUDY - Non-Schooling A	Logan	27
ABSTUDY - Schooling A	Logan	15
Additional Child Care Subsidy Grandparent	Logan	18
Additional Child Care Subsidy Temporary Financial Hardship	Logan	86
Additional Child Care Subsidy Transition to Work	Logan	97
Age Pension	Logan	469
Assistance for Isolated Children	Logan	5
Austudy	Logan	89
Carer Allowance	Logan	122
Carer Payment	Logan	351
Child Care Subsidy	Logan	952
Crisis Payment	Logan	55
Dad and Partner Pay	Logan	24
Disability Support Pension	Logan	650
Essential Medical Equipment	Logan	24
Ex-Carer Allowance (Child) Health Care Card	Logan	1
Family Tax Benefit Lump Sum	Logan	14
Family Tax Benefit New Claim	Logan	1,218
Jobseeker Payment	Logan	848
Low Income Card	Logan	598
Mobility Allowance	Logan	11
Paid Parental Leave	Logan	577
Parenting Payment Partnered	Logan	291
Parenting Payment Single	Logan	521
Pensioner Education Supplement	Logan	54
Seniors Health Card	Logan	73
Special Benefit	Logan	25
Stilborn Baby Payment	Logan	2
Tertiary Access Payment	Logan	1
Youth Allowance Apprentice	Logan	30
Youth Allowance Jobseekers	Logan	278
Youth Allowance Jobseekers	Logan	356
ABSTUDY - Non-Schooling A	Scenic Rim	2
ABSTUDY - Schooling A	Scenic Rim	4
Additional Child Care Subsidy Temporary Financial Hardship	Scenic Rim	19
Additional Child Care Subsidy Transition to Work	Scenic Rim	18
Age Pension	Scenic Rim	81
Assistance for Isolated Children	Scenic Rim	3
Austudy	Scenic Rim	13
Carer Allowance	Scenic Rim	15
Carer Payment	Scenic Rim	23
Child Care Subsidy	Scenic Rim	67
Crisis Payment	Scenic Rim	1
Dad and Partner Pay	Scenic Rim	1
Disability Support Pension	Scenic Rim	67
Essential Medical Equipment	Scenic Rim	3
Ex-Carer Allowance (Child) Health Care Card	Scenic Rim	2
Family Tax Benefit Lump Sum	Scenic Rim	5
Family Tax Benefit New Claim	Scenic Rim	82
Jobseeker Payment	Scenic Rim	69
Low Income Card	Scenic Rim	75
Mobility Allowance	Scenic Rim	1
Paid Parental Leave	Scenic Rim	42
Parenting Payment Partnered	Scenic Rim	15
Parenting Payment Single	Scenic Rim	36
Pensioner Education Supplement	Scenic Rim	3

Emergencies - Local Government Areas affected by South East Queensland Severe Storms and Flooding event - Processing Volumes & Average Days to Process. From Event Commencement 8 Jan 2024 to 24 Jan 2024

Event	Payment Type	Local Government Area	Granted	Rejected	Average Days to Process
-------	--------------	-----------------------	---------	----------	-------------------------

Social Security and Welfare - Local Government Areas affected by South East Queensland Severe Storms and Flooding event - Processing Volumes & Average Days to Process. From Event Commencement 8 Jan 2024 to 24 Jan 2024

Service Reason	Local Government Area	Processed	Granted	Rejected
Youth Allowance Apprentices	Scenic Rim	2	1	1
Youth Allowance Jobseekers	Scenic Rim	16	14	2
Youth Allowance Students	Scenic Rim	8	7	1
Total		8,888	6,956	1,932

Social Security and Welfare - Local Government Areas affected by South East Queensland Severe Storms and Flooding event - On Hand 24 Jan 2024

Service Reason	Local Government Area	On Hand
Seniors Health Card	Scenic Rim	18
Tertiary Access Payment	Scenic Rim	4
Youth Allowance Apprentices	Scenic Rim	2
Youth Allowance Jobseekers	Scenic Rim	14
Youth Allowance Students	Scenic Rim	33
Total		19,074

T11. Per payment type, the number of claims currently on hand as at 31 December 2023, and of those claims how many are over standard.

Social Security and Welfare On Hand - On Hand Over Standard		
Service Reason	On Hand	On Hand Over Standard
ABSTUDY - Non-Schooling A	828	205
ABSTUDY - Pensioner Education Supplement	20	1
ABSTUDY - Schooling A	154	8
Additional Child Care Subsidy Child Wellbeing	2,537	11
Additional Child Care Subsidy Child Wellbeing	76	2
Additional Child Care Subsidy Child Wellbeing	120	1
Additional Child Care Subsidy Temporary Financial	1,516	608
Age Pension	34,887	21,608
Assistance for Isolated Children	236	17
Austudy	4,881	587
Carer Allowance	8,502	2,772
Carer Payment	15,085	8,889
Child Care Subsidy	28,846	N/A
Crisis Payment	1,824	1,365
Dad and Partner Pay	2,128	1,746
Disability Support Pension	35,868	18,678
Double Orphan Pension	2	1
Family Tax Benefit Lump Sum	1,218	91
Family Tax Benefit New Claim	43,112	27,813
Farm Household Allowance	260	145
JobSeeker Payment	40,153	28,731
Low Income Card	37,462	29,584
Mobility Allowance	554	59
Paid Parental Leave	32,083	17,605
Parenting Payment Partnered	10,011	7,205
Parenting Payment Single	19,846	15,649
Pensioner Education Supplement	773	143
Seniors Health Card	11,722	8,058
Special Benefit	878	281
Stillborn Baby Payment	45	15
Tertiary Access Payment	121	2
Youth Allowance Jobseekers	7,829	4,908
Youth Allowance Students	13,921	1,030
Youth Allowance Apprentice	1,071	272
Other	6,014	N/A

Other	On Hand	On Hand Over Standard
Additional Child Care Subsidy Grandparent	403	N/A
Additional Child Care Subsidy Transition to Work	2,827	N/A
Essential Medical Equipment	1,428	N/A
Ex-Carer Allowance (Child) Health Care Card	123	N/A
Fares Allowance	2	N/A
Foster Child Health Care Card	76	N/A
Pensions Loan Scheme	1,155	N/A

T12. Current number of SSW claims >30 days old on hand as at 31 December 2023.

Social Security and Welfare On Hand - On Hand Over 30 Days		
Service Reason	On Hand	On Hand Over 30 Days
ABSTUDY - Non-Schooling A	828	131
ABSTUDY - Pensioner Education	20	0
ABSTUDY - Schooling A	154	2
Additional Child Care Subsidy Child	2,537	10
Additional Child Care Subsidy Child	76	2
Additional Child Care Subsidy Child	120	1
Additional Child Care Subsidy Temporary	1,516	572
Age Pension	34,887	26,941
Assistance for Isolated Children	236	8
Austudy	4,881	1,727
Carer Allowance	8,502	4,369
Carer Payment	15,085	10,554
Child Care Subsidy	28,846	11,171
Crisis Payment	1,824	3
Dad and Partner Pay	2,128	1,523
Disability Support Pension	35,868	29,173
Double Orphan Pension	2	1
Family Tax Benefit Lump Sum	1,218	97
Family Tax Benefit New Claim	43,112	28,398
Farm Household Allowance	260	139
JobSeeker Payment	40,153	19,135
Low Income Card	37,462	29,126
Mobility Allowance	554	117
Paid Parental Leave	32,083	14,919
Parenting Payment Partnered	10,011	7,030
Parenting Payment Single	19,846	13,782
Pensioner Education Supplement	773	98
Seniors Health Card	11,722	7,780
Special Benefit	878	84
Stillborn Baby Payment	45	3
Tertiary Access Payment	121	6
Youth Allowance Jobseekers	7,829	3,857
Youth Allowance Students	13,921	4,100
Other	7,085	4,285
Other	On Hand	On Hand Over 30 Days
Additional Child Care Subsidy Grandparent	403	254
Additional Child Care Subsidy Transition to	2,827	1,760
Essential Medical Equipment	1,428	742
Ex-Carer Allowance (Child) Health Care Card	123	78
Fares Allowance	2	0
Foster Child Health Care Card	76	30
Pensions Loan Scheme	1,155	896
Youth Allowance Apprentice	1,071	525

T13. Per each work type, the claims in flow FYTD as at 31 December 2023.

Social Security and Welfare FYTD Inflow	
Service Reason	Inflow
ABSTUDY - Non-Schooling A	7,631
ABSTUDY - Pensioner Education Supplement	386
ABSTUDY - Schooling A	1,829
Additional Child Care Subsidy Child Wellbeing Application	42,286
Additional Child Care Subsidy Child Wellbeing Certificate - Exceptional Circumstances	436
Additional Child Care Subsidy Child Wellbeing Determination - Exceptional Circumstances	716
Additional Child Care Subsidy Temporary Financial Hardship	7,737
Age Pension	73,048
Assistance for Isolated Children	3,143
Austudy	18,406
Carer Allowance	58,817
Carer Payment	41,519
Child Care Subsidy	209,787
Crisis Payment	67,732
Dad and Partner Pay	9,820
Disability Support Pension	55,393
Double Orphan Pension	82
Family Tax Benefit Lump Sum	26,962
Family Tax Benefit New Claim	192,349
Farm Household Allowance	805
JobSeeker Payment	273,776
Low Income Card	64,955
Mobility Allowance	3,347
Paid Parental Leave	204,146
Parenting Payment Partnered	22,954
Parenting Payment Single	119,181
Pensioner Education Supplement	12,178
Seniors Health Card	38,870
Special Benefit	6,979
Stillborn Baby Payment	912
Tertiary Access Payment	1,572
Youth Allowance Jobseekers	43,348
Youth Allowance Students	49,928
Other	22,850
Other	
	Inflow
Additional Child Care Subsidy Grandparent	1,520
Additional Child Care Subsidy Transition to Work	6,896
Essential Medical Equipment	4,569
Ex-Carer Allowance (Child) Health Care Card	2,429
Fares Allowance	1,069
Foster Child Health Care Card	622
Pensions Loan Scheme	2,305
Youth Allowance Apprentice	3,440



Australian Government



Services
Australia

Services Australia Telephony Report

FYTD as at 31 December 2023

	Answered					Terminated by customer ^d	ASA ^e (mm:ss)	Congestion messages ^f
	Handled Calls ^a	Self-Managed ^b	By Service Officer ^c					
Centrelink (Social Security and Welfare - SSW)	22,445,140	7,731,503	4,926,234	2,342,464	33:27	7,444,939		
Disabilities, Sickness and Carers ^g	2,080,636	374,752	220,708	117,635	48:31	1,367,541		
Employment Services ^h	3,093,486	490,109	386,082	193,074	48:03	2,024,221		
Families and Parenting ^l	4,465,957	316,373	772,476	390,471	52:46	2,986,637		
Older Australians ^l	1,354,333	464,563	272,323	160,433	46:41	457,014		
Youth and Students ^k	967,557	173,708	147,288	68,391	46:48	578,170		
Other ^l	10,483,171	5,911,998	3,127,357	1,412,460	24:02	31,356		
- Participation ^m			49,897	26,845	37:30			
- Emergency Management	44,258	23,639	18,653	1,966	4:09			
- Income Management ⁿ			36,176	11,046	20:37			
- BasicsCard enquiry, BasicsCard balance enquiry	1,736,775	762,375	636,946	337,454	20:37			
- Balance enquiry	980,975	980,975						
Payments and Integrity (separated from SSW)	463,574	99,204	329,541	34,829	4:25			
Health Customer	1,066,995	11,254	1,055,741	532,108	22:15	563,796		
Medicare	847,118	11,254	835,864	447,812	23:38			
Australian Immunisation Register	29,930		29,930	10,812	10:22			
Medicare myGov								
Centrelink Aged Care	131,534		131,534	60,862	23:16	173,149		
Other	58,413		58,413	12,622	6:16	390,647		
Health Provider	1,985,025	1,121,630	863,395	131,804	4:17			
Medicare Provider	1,372,256	1,121,630	250,626	28,197	3:13			
PBS General	90,046		90,046	8,254	1:59			
PBS Improved Monitoring Entitlements.	134,278		134,278	9,930	1:29			
Other	388,445		388,445	85,423	6:29			
Health PBS Authorities	2,006,459	N/A	2,006,459	87,759	1:36			
Child Support	690,684	N/A	690,684	107,240	9:25			
Compliance	54,704		54,704	2,545	1:38			
Mainstream	541,193		541,193	93,265	10:49			
Multicultural and Tailored Services	24,053		24,053	1,696	1:06			
New Customers	56,916		56,916	8,940	8:45			
Specialised Assessments	13,818		13,818	794	2:45			

- a. 'Handled Calls' are calls that have reached the Agency and include:
- Centrelink successful IVR calls.
 - Payments and Integrity successful IVR calls.
 - Health Customer - answered calls, calls handed in the Health Customer IVR applications. (Child Dental Benefits Scheme, Office Locator and Tax Statement).
 - Health Provider - answered calls, calls handled in the Health Provider IVR application.
 - Health PBS - answered calls.
 - Child Support - answered calls.
- b. 'Self-Managed' are calls that are finalised in the IVR and include:
- Centrelink (SSW) - calculated as "Handled Calls' minus sum ('answered', 'terminated by customers' and congestion messaging). These are calls completed in the IVR and not required to be answered by a Customer Service Officer. these are calls handled in a number of IVR applications. (Reporting Employment Income, Advance Payments, Urgent Payments, Document Requests, BasicsCard Balance Enquiry, Payment Information and Debt)
 - Payments and Integrity - not applicable.
 - Health Customer - calculated as "Handled Calls' minus 'answered'. These are calls handled in the Customer IVR application (Child Dental Benefits Scheme, Office Locator and Tax Statement)
 - Health Provider - calculated as 'handled calls' minus 'answered'. These are calls handled in the Health Provider application (Optometric and Concessional Entitlement Status Confirmation).
 - Health PBS - not applicable.
 - Child Support - not applicable.
- c. 'Answered calls' are calls answered by a Service Officer.
- d. 'Terminated by customer' calls are calls that have progressed through the IVR, entered a queue waiting to be answered and the call is ended, (hung up), before it is answered by a Service Officer. 'Terminated by customer calls' were formerly known as 'Abandoned calls'.
- e. 'Average Speed of Answer' (ASA) is the average time it takes for a call waiting in the queue to be answered. The speed of answer is measured from when a call leaves the IVR menu (i.e. joins the queue to be answered) to when it is answered by a Service Officer.
- f. 'Congestion Messaging' is activated in periods of high demand and provide an alternative service option for customers when their call cannot be answered. The message encourages callers to conduct their business through self-service options rather than repeatedly calling. Congestion Messaging is not used on Child Support lines.
* Congestion Messaging is influenced by a number of factors, including annual peaks in demand - such as Students and Families peak periods, and policy changes made throughout the year. In 2022-23,
- g. 'Disabilities, Sickness and Carers' includes calls associated with Carer Allowance, Care Payment, Disability Support Pension and Mobility Allowance.
- h. 'Employment Services' includes calls associated with JobSeeker Payment, Special Benefit, Assurance of Support, Crisis Payment and Employment Services Providers.
- i. 'Families and Parenting' includes calls associated with Child Care Subsidy, Dad and Partner Pay, Double Orphan Pension, Family Tax Benefit, Parental Leave Pay and Parenting Payment.
- j. 'Older Australians' includes calls associated with Age Pension, Commonwealth Seniors Health Card Bereavement assistance, Pensioner Concession Card and the Home Equity Access Scheme.
- k. 'Youth and Students' includes calls associated with Austudy, Low Income Health Care Card, Pensioner Education Supplement, Tertiary Access Payment and Youth Allowance.
- l. 'Other' includes several telephone lines including Australian Victim of Terrorism Overseas Payment, Income Management (including Basics Card), myGov, Emergency response, NDIA (National Disability Insurance Agency), APIS (Australian Passport Information Service), International Services and Multilingual services.
- m. 'Participation' includes calls are associated with activity tested recipients who may not have met obligations. Primarily recipients are required to actively participate in approved activities. This line differs from the Employment Services line as its purpose is for compliance discussions with recipients.
- n. Income Management and BasicsCard share the same 1800 phone number which is why handled calls are counted for both call types. Calls can only be separated once the customer has made a selection in the IVR.

SQ23-000710 – Congestion Messaging Statistics.

Repeat calls continue to be counted within the reported congestion results.

SQ23-000711 Claims types with a reduction in average days to process

As at 31 December 2023, the average days to process Social Security & Welfare (SSW) claims has reduced for 8 claim types when compared to the 2022-23 financial year:

Service Reason
ABSTUDY - Schooling A
Assistance for Isolated Children
Double Orphan Pension
Family Tax Benefit Lump Sum
Mobility Allowance
Pensioner Education Supplement
Pensions Loan Scheme
Status Resolution Support Services

SQ23-000842 Social Worker average speed of answer

In the 2023-24 financial year as at 31 December 2023, the average speed of answer for the Social Work Line (main queue – social security and welfare originating calls) was:

15 minutes and 44 seconds

In the 2023-24 financial year as at 31 December 2023, the average speed of answer of the Social Work High Risk Line (social security and welfare originating calls) was:

4 minutes 12 seconds

SQ23-000427 Participation and Employment Services calls received

During the 2023-24 financial year, as at 31 December 2023, **76,742 (0.6%)** of the total calls received by Services Australia (the Agency) were specifically for Participation related issues.

Participation calls are associated with activity tested customers who may not have met obligations. A large number of customers discuss mutual obligation related issues with their other business via the Employment Services line.

The Employment Services line received **579,000 (579,156)** calls during the 2023-24 financial year, as at 31 December 2023. This is **8.0%** of total Social Security and Welfare received calls and **4.4%** of total received calls to the Agency.

SQ23-000690 Social Security and Welfare calls waiting longer than 60 minutes

2023-24 financial year as at 31 December 2023		
Calls answered after 60 minutes		
Program	Volume	%
Social Security & Welfare (SSW)	1,112,077	22.6%