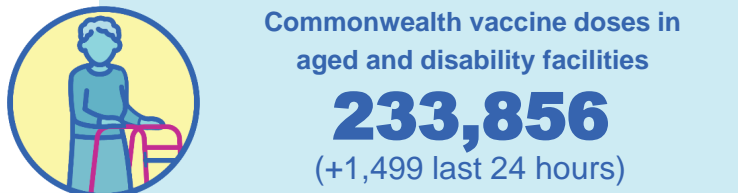
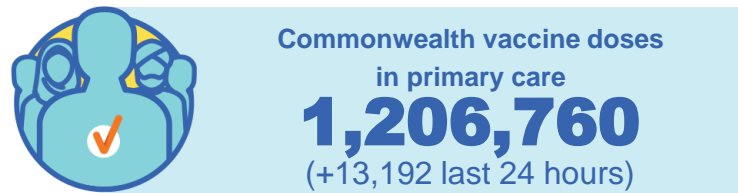
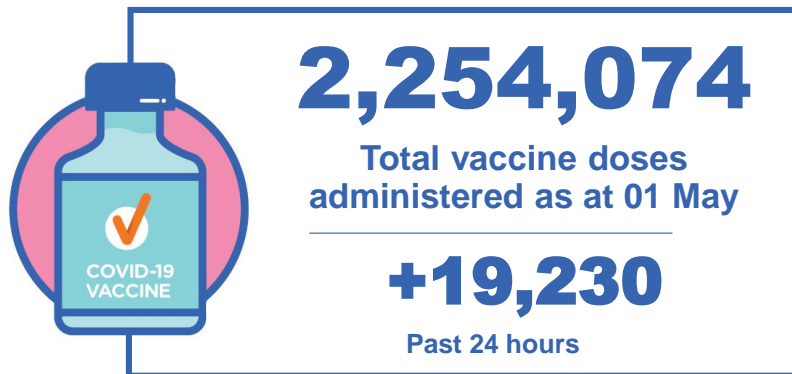


# COVID-19 Vaccine Roll-out

02 May 2021


Data as at:  
01 May 2021

# Total vaccine doses



**813,458** (+4,539 last 24 hours)

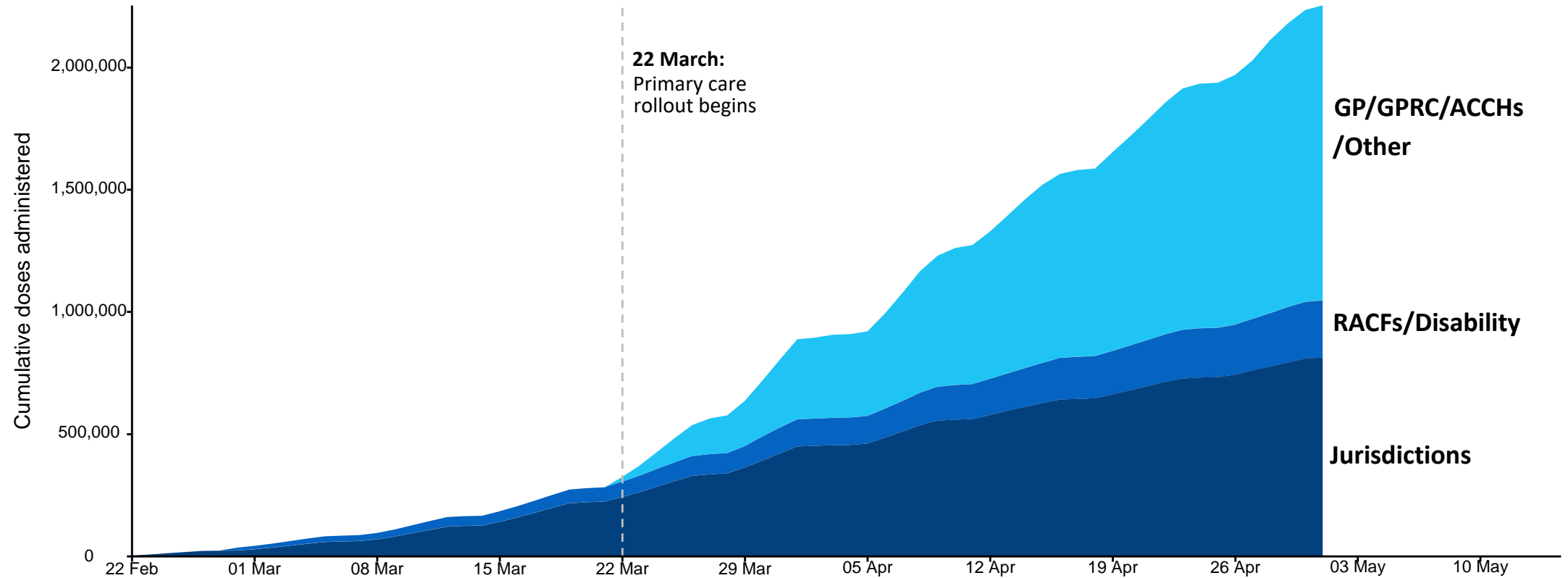
Total vaccine doses administered in State and Territory clinics as at 01 May



# Cumulative doses administered by channel

Data as at:  
01 May 2021

Cumulative doses administered (01 May): **2,254,074**



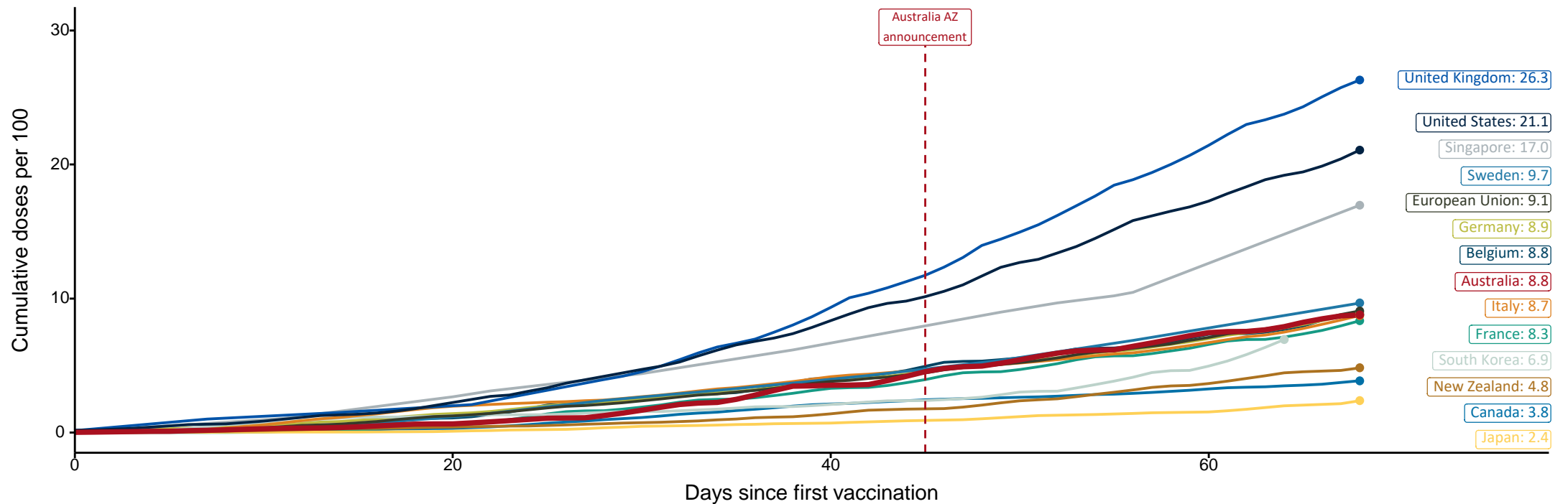
Source: Department of Health  
Data as at 01 May

Data as at:  
01 May 2021

# International comparisons at equivalent stages of rollout

Cumulative doses administered (01 May): **2,254,074**

The x-axis is truncated at the length of Australia's vaccination program. Countries with intermittent reporting have had their doses per 100 imputed to Australia's current stage of rollout. Israel excluded as it is beyond the scale of the graph.



Source: Department of Health (Australia), Our World in Data (international)  
Latest data: 01 May

Data as at:  
01 May 2021

# Commonwealth aged care doses administered



Aged care and residential  
disability doses administered

**143,625**

First doses

**90,231**

Second doses

Residential aged care  
facilities

**1,655**

Sites visited for first doses

**1,082**

Sites visited for second doses



**233,856**

(+1,499 last 24 hours)

Total vaccine doses administered in aged  
care and disability facilities as at 01 May

Number of doses administered as part of the Commonwealth aged and disability care rollout

**NSW**  
**75,317**

(+794 last  
24 hours)

**VIC**  
**45,539**

(+84 last  
24 hours)

**QLD**  
**58,972**

(+621 last  
24 hours)

**WA**  
**22,523**

(+0 last  
24 hours)

**TAS**  
**7,602**

(+0 last  
24 hours)

**SA**  
**17,098**

(+0 last  
24 hours)

**ACT**  
**5,488**

(+0 last  
24 hours)

**NT**  
**1,317**

(+0 last  
24 hours)

# Commonwealth primary care doses administered

Data as at:  
01 May 2021



Primary Care vaccine administration sites\*

**4,361**  
GP sites

**133**  
GPRC sites

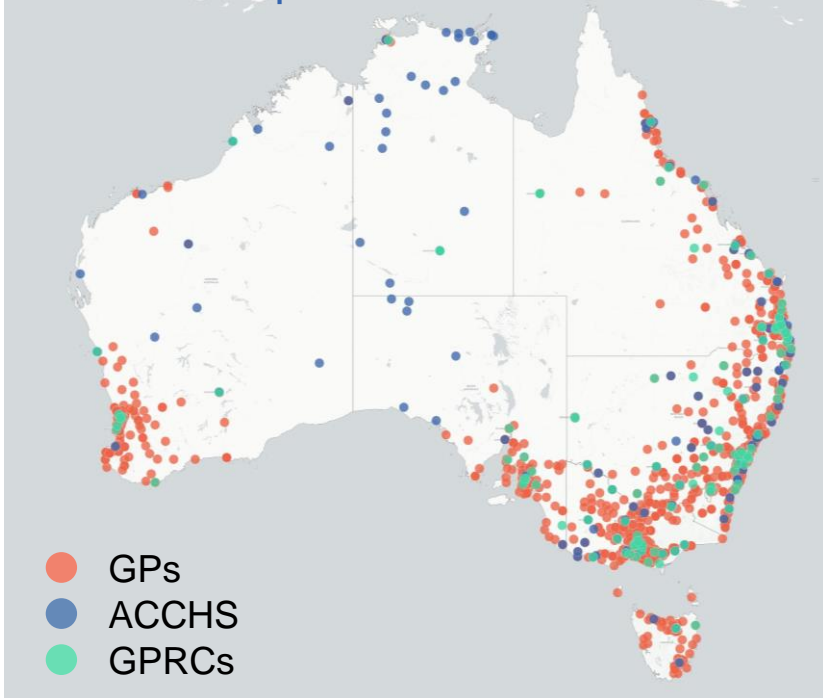
**147**  
ACCHS



**1,206,760** (+13,192 last 24 hours)

Total Commonwealth vaccine doses administered in primary care settings as at 01 May

Primary Care vaccine administration sites as at week of 26 April\*



Number of doses administered as part of the Commonwealth primary care rollout

**NSW**  
**386,023**  
(+3,679 last 24 hours)

**VIC**  
**294,080**  
(+3,600 last 24 hours)

**QLD**  
**266,920**  
(+2,368 last 24 hours)

**WA**  
**110,647**  
(+1,836 last 24 hours)

**TAS**  
**31,745**  
(+494 last 24 hours)

**SA**  
**89,713**  
(+881 last 24 hours)

**ACT**  
**20,668**  
(+314 last 24 hours)

**NT**  
**6,964**  
(+20 last 24 hours)

\* Source: updated weekly