


2011

Supplementary
Submission 93
Attachment 6



Maal
Biibabiiba



Class times Semester 2 2011

Live on the internet at

<https://connect.ournewengland.net.au/gamilaraay>

When: Mondays 10am - 12 midday

GAMILARAAY ONLINE LANGUAGE BOOKLET 1

A companion booklet for students enrolled in Certificate 1 Aboriginal Language/s
at NSW TAFE New England Institute
Sessions 1 - 4

Table of Contents

Class times Semester 2 2011	1
When:.....	1
Welcome to Gamilaraay Online 2011	3
Course17411 Certificate 1 in Aboriginal Language/s.....	3
Units.....	3
Key contacts.....	3
Class times.....	3
Pronunciation.....	4
Instructional Words	5
Session 1	6
Focus	6
Key Information	6
Word list.....	6
✓ Your Session 1 checklist	7
Session 2	8
Focus	8
Word list - Dhiyaan.....	8
Sample Sentences	9
Activity	9
✓ Your Session 2 checklist	9
Session 3	10
Focus	10
Key Information	10
Suffixes.....	10
Session 3 Word list.....	11
Sample Sentences	11
✓ Your Session 3 checklist	12
Session 4	12
This week is a revision lesson for sessions 1, 2 & 3	12
Suffix Table.....	14

Welcome to Gamilaraay Online 2011

Course17411 Certificate 1 in Aboriginal Language/s

To complete the course you are required to complete 3 Units from a selection. We are delivering the following units in the Gamilaraay Language.

Units

NSWTLNG118A Listen & Speak in Aboriginal Languages/s 1A

NSWTLNG120A Read and Write in Aboriginal Language/s 1A

NSWTPLG105A Carry out a short project

If you progress well in these units you can also request to be assessed for

NSWTLNG119A Listen and Speak in Aboriginal Language/s 1B.

This is for students who can establish and maintain basic conversation in Gamilaraay.

For each unit you should read a copy of the *Student Assessment Guide* and acknowledge that you have read and understood this. We will aim to do this in the *Virtual Classroom*. If you haven't read a copy of this please contact Vivian Evans (Contact details below)

Key contacts

Project Facilitator, Technology support and teacher

Vivian Evans ph 02 68 420721 vivian.evans1@det.nsw.edu.au

Teacher of Gamilaraay

Suellyn Tighe suellyn.tighe@tafensw.edu.au (Suellyn does not have a direct phone line but can be contacted via Vivian or Coonabarabran Campus ph 68 420700 to leave a message.)

Class times

Live on the internet at <https://connect.ournewengland.net.au/gamilaraay>

When: Mondays 10 am - 12 midday

Aim to be at your computer 10 - 15 mins prior so we can start on time.

Our first class begins July 18th 2011 and our last class will be Monday 28th November.

We have a **mid term break** September 26th - Oct 9th









Pronunciation

GY spelling	Similar English sound
Vowels	
<i>a</i>	short vowel, as in 'cart' or 'cut', but sounds like 'o' in 'cot' after <i>w</i>
<i>aa</i>	long vowel, as in 'card'
<i>i</i>	short vowel, as in 'fit' or 'feet'
<i>ii</i>	long vowel, as in 'feed'
<i>u</i>	short vowel, as in 'soot' or 'suit'
<i>uu</i>	long vowel, as in 'sued'
<i>ay</i>	as in 'bay' or 'hay'
<i>aay</i>	as in 'buy' (but sometimes like 'oy', as in 'boy')
Consonants	
<i>b</i>	like 'b' in 'bin' or 'p' in 'spin' but never like 'p' in 'pin'
<i>d</i>	like 'd' in 'duck' or 't' in 'tuck' but never like 't' in 'stuck'
<i>g</i>	like 'g' in 'git' or 'k' in 'kit' but never like 'k' in 'skit' (That is, there is no significant puff of air with any of b, d or g.)
<i>nh</i>	like English 'n' but with the tip of your tongue between your teeth
<i>dh</i>	like English 'd' and 't', but with the tip of your tongue between your teeth
<i>ny</i>	like 'n' in 'onion', but with the tip of your tongue against your bottom teeth, and the top of your tongue pressed against the roof of your mouth
<i>dj</i>	like 'judge' or 'church' and even like the 'ch' in 'catcher', but the tongue position is the same as for <i>ny</i>
<i>ng</i>	a single sound, as in 'sing', not two sounds, as in 'finger'
<i>rr</i>	a rolled 'r', as some Scottish or German people say it. Often, at the end of a word, it can sound like the 'd' in 'bed'
The following sounds are pronounced much the same as in English	
<i>m</i>	
<i>n</i>	
<i>l</i>	
<i>r</i>	
<i>w</i>	though <i>wu</i> at the start of a word is mostly pronounced like <i>u</i>
<i>y</i>	though <i>yi</i> at the start of a word is mostly pronounced like <i>i</i>

For more information about pronunciation of Gamilaraay see pages 6-8 of the *Gamilaraay Yuwaalaraay Yuwaalayaay Dictionary*. Written description of sound is limited, this is just a general guide - you will discover more as you progress through this course.

Instructional Words

These are common words you will hear almost every lesson and in recordings

Symbol	Gamilaraay	English
	dhuna	write
	yawala	read
	winangala	listen
	ngamila	look
	garay guwaala	say
	wanagidjay	stop

*Cartoons in this booklet are
created in the Toondoo Website
www.toondoo.com*

*You can search for more
created by teachers and
students by entering
'gamilaraay' in the search tool*



Session 1

Focus

Instructional words, basic greetings, pronouns and pronunciation.

Key Information

Please look at the pronunciation table on page 4 and the instructional word list on page 5 of this booklet.

Word list



Gamilaraay	English
yaama	hello
baayandhu	later on (goodbye)
yawu	yes
gamil	no
gaba	good
ngaya	I
nginda	you
ngiyani	we
ngay	my
minya?	what?
ngayaaybay	okay
madja	sorry



Your notes

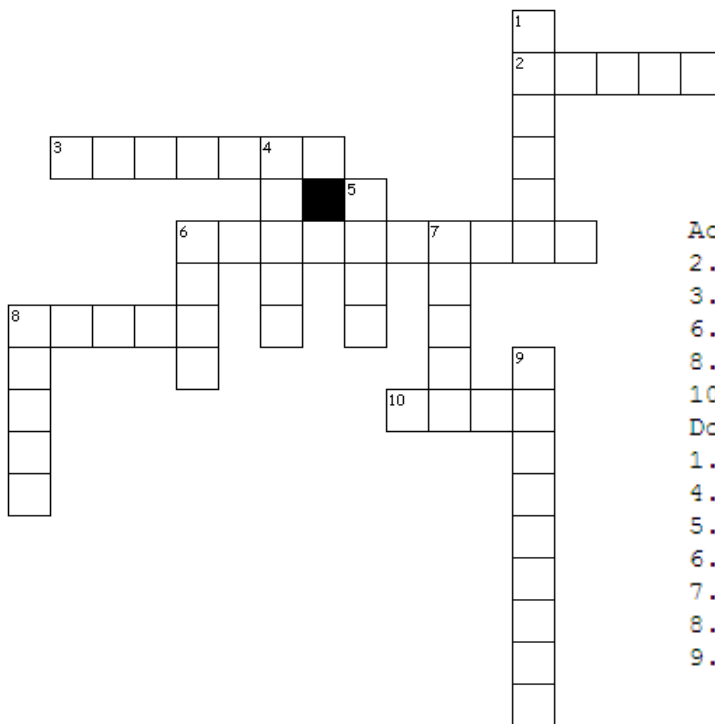


✓ **Your Session 1 checklist**

- Join in the live chat 10am - 12 midday Monday
-  **Winangala** - Session 1 Voicethread
-  Record the words learnt in this session in the session 1 Voicethread
- Add words from session 1 to the Toondooos below.



Complete the Crossword below with Session 1 Gamilaraay Words



Across

- 2. no
- 3. we
- 6. okay
- 8. what?
- 10. good

Down

- 1. you
- 4. I
- 5. yes
- 6. my
- 7. hello
- 8. sorry
- 9. later on (goodbye)

Session 2

Focus

The family and revision of week 1



Word list - Dhiiyaan

Gamilaraay	English
dhiiyaan	family
baawaa	sister
dhagaan	brother
maliyaa	friend
gunii	mother
bubaa	father
baagii	grandmother
dhaadhaa	grandfather
walgan	aunt
garruu	uncle
miyay	girl
birray	boy


Sample Sentences

Yaama baawaa.

Baayandhu Walgan.

Madja gunii.

Activity

 **Dhuna** your own sentences below. You could use these to create your own




Toondoo. www.toondoo.com



Your notes



✓ Your Session 2 checklist

- Join in the live chat 10am - 12 midday Monday
-  **Winangala** - Session 2 Voicethread
-  Record the words learnt in this session in the session 2 Voicethread
-  **Dhuna** - Try the activities on this page.

Session 3

Focus

Introduction of self and others

YAAMA - BY TRISHNEAL

WWW.TOONDOO.COM



Key Information

Gamilaraay is a suffixing language. Sounds are added to the end of words. Suffixes are a sound or combination of sounds that add meaning to a word.

For example in English - 'In Tamworth' translates as 'Tamworth-**ga**' in Gamilaraay.

There is a suffix table on the last page of this booklet. You need to learn the patterns.

In this lesson we are looking at 'place' suffixes. Note that the suffix changes depending on the final sound of the word.

Suffixes

Suffixes	endings to words that slightly change the meaning
Gamilaraay	English
Gunabarabin- da	at / in Coonabarabran
Wagga Wagga- ga	at / in Wagga Wagga
Galariinbaraay- dha	at / in Collarenbri
Blue Haven- da	at / in Blue Haven
Tamworth- ga	at/in Tamworth

Session 3 Word list

Gamilaraay	English
nginu	your
nguru	she / he
ngay	my
dhawun	country / land
Question words	
ngaandi?	who?
yaama?	question word
dhalaa?	where?
Verbs	
wilay- la-nha	living

Sample Sentences




<p>Yaama, Tom ngay.</p> 	<p>Wilaylanha ngay Gunabarabinda.</p> 	<p>Ngaandi nginda?</p> 
---	---	--



Your notes






✓ **Your Session 3 checklist**

- Join in the live chat 10am - 12 midday Monday
-  **Winangala** to Session 3 Voicethread
-  Record Gamilaraay words in the session 3 Voicethread
-  **Dhuna** - Complete the Session 3 activity sheet

Session 4

This week is a revision lesson for sessions 1, 2 & 3

- Join in the live chat 10am - 12 midday Monday
-  **Winangala** to Sessions 1, 2 & 3 Voicethread
-  Record Gamilaraay words in any sessions of Voicethread you have missed **OR** perhaps redo recordings if you think you can improve your pronunciation. 😊
-  **Dhuna** – Practice writing basic Gamilaraay sentences utilising words learnt from sessions 1 – 3.



Label the family members in Gamilaraay



What do the sentences below mean in English?



Your notes



Suffix Table

Word ending	place (in, at, on, near)	from (somewhere)	to (somewhere)
a, u	-ga	-dhi	-gu
i, y	-dha	-dhi	-gu
l	-a	-i	-gu
rr	-a	-i	-gu
n	-da	-di	-gu
Non Gamilaraay word endings e.g. s, k, t	-ga	-dhi	-gu

Note:

As we progress through this course, there will be further additions to this table.

