













Labor's Higher Child Care Subsidy (%)

Total Family Income	Liberal	Labor
\$75,000	83	90 
\$100,000	75	86 
\$120,000	68	82 
\$150,000	58	76 
\$175,000	50	71 
\$200,000	50	66 
\$250,000	50	56 
\$300,000	35	47 
\$350,000	20	37 
\$400,000	0	27 
\$450,000	0	17 
\$500,000	0	7 
\$530,000	0	0